GY SERIES – FLOW CONTROL VALVES

SPECIFICATIONS:

- GY Series Flow Regulators are designed for general purpose, industrial, OEM, and irrigation applications.
- They are commonly used with impact sprinklers to help maintain consistent water flow under varying pressure conditions.
- The controlling mechanism consists of a flexible orifice engineered to vary its effective area inversely to the applied pressure.
- At pressures above the threshold pressure, the orifice distorts, reducing the opening size to maintain the output flow rate to within ±15%, up to pressure drops of 125 psi.
- **NOTE: Flow regulators are recommended for potable water below 180°F, flow tolerance of valve ±15%, and maximum system pressure of 200 psi.**



LEAD

No Lead

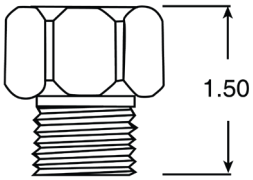

RATINGS:

- Flow Tolerance: ±15%
- Max. Pressure Drop: 125 PSI
- Max. System Pressure: 200 PSI
- Max. Water Temperature: 180°F

FLOW CHARACTERISTICS:

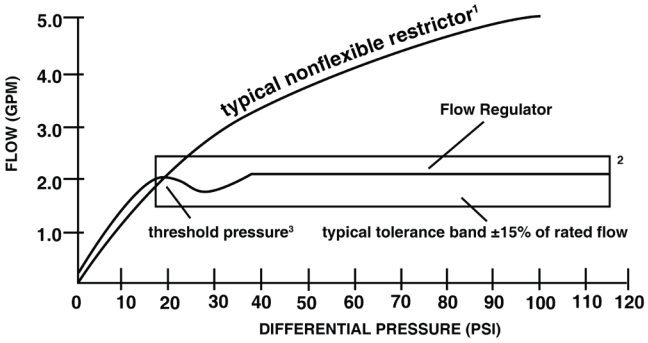

Notes:
1. Calculated flow through 1/8" diameter orifice
2. Typical flow curve of 2 GPM Flow Regulator
3. Threshold pressure will vary with flow rating

DIMENSIONS					
Part No.	Inlet/Outlet NPT	Overall Length (Inches)	Flow Rate in GPM	Threshold Pressure (PSI)	Approx. Wt./Lbs.
FRGY7510	3/4" M x F	1.50	1.0	25 - 30	0.3
FRGY7515	3/4" M x F	1.50	1.5	25 - 30	0.3
FRGY7520	3/4" M x F	1.50	2.0	25 - 30	0.3
FRGY7525	3/4" M x F	1.50	2.5	25 - 30	0.3
FRGY7530	3/4" M x F	1.50	3.0	25 - 30	0.3
FRGY7535	3/4" M x F	1.50	3.5	25 - 30	0.3
FRGY7540	3/4" M x F	1.50	4.0	25 - 30	0.3
FRGY7550	3/4" M x F	1.50	5.0	25 - 30	0.3
FRGY7555	3/4" M x F	1.50	5.5	25 - 30	0.3
FRGY7560	3/4" M x F	1.50	6.0	25 - 30	0.3
FRGY7570	3/4" M x F	1.50	7.0	25 - 30	0.3
FRGY7580	3/4" M x F	1.50	8.0	25 - 30	0.3
FRGY75100	3/4" M x F	1.50	10.0	25 - 30	0.3

MATERIALS LIST	
Part Name	Material
Body	No-Lead Brass
Seal	Nitrile/EPDM

OPERATING PRINCIPLE:

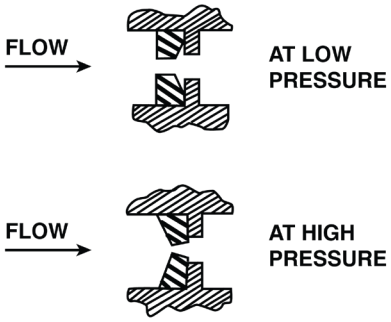

MERRILL MANUFACTURING

315 Flindt Drive P.O. Box 392
Storm Lake, Iowa 50588-0392 U.S.A.
merrillmfg.com

(800) 831-6962
(712) 732-2760
Fax No. 1-800-ANYFLOW