"Apollo" Valves submittal sheet

DC4SGLF/4SG

double check valve



Job Name:	
Job Location:	
Engineer:	
Contractor:	
Tag:	
PO#:	
Rep:	
Wholesale Dist.:	

DESCRIPTION

The Apollo® Model DC4SGLF Double Check Valve is designed to prevent contamination of the potable water supply due to back-siphonage or backpressure from substances that are non-health hazards. The modular check valves have replaceable seats and reversible EPDM seat discs. Grooved connections on an epoxy-coated ductile iron body allow for easy connection to butterfly valves or gate valves.

FEATURES

- Lightweight
- Short lay length
- Low pressure loss
- Modular check valves
- Individual access to check valves
- Corrosion resistant epoxy-coated ductile iron body
- US Patents #5,711,341 and #6,343,618
- **MADE IN THE USA**

PERFORMANCE RATING

- Maximum Working Pressure: 175 psi
- Temperature Range: 33°F – 140°F
- Hydrostatic Test Pressure: 350 psi

APPROVALS

- Horizontal and Vertical Up Approvals
- ASSE 1048
- CSA B64.5
- AWWA C-510
- FM Approved
- UL® Classified
- C-UL® Classified
- Approved by the Foundation for Cross-Connection Control and Hydraulic Research at the University of Southern California
- Approved by the City of New York

*UL and FM installations must include indicating-type shutoff valves.

STANDARD MATERIALS LIST

BODY	Epoxy-coated (FDA) Ductile Iron
COVERS (2-1/2"-6")	Epoxy-coated (FDA) Steel
CHECK VALVES (2-1/2"-6")	Glass-Filled Noryl®
SPRINGS	Stainless Steel
SEAT DISCS	Chloramine-resistant EPDM

PART NUMBER MATRIX

4SGLF	1 X	X	0 X
	Y-STRAINER	SIZE	SHUT-OFF VALVES
4SGLF - LEAD FREE	0 - NONE (STANDARD)	9 - 2-1/2	2 - NRS FLANGED X NRS FLANGED
(2-1/2" - 6" ONLY)	1 - W/ Y-STRAINER	0 - 3"	3 - OS&Y FLANGED X OS&Y FLANGED
4SG - 8"	(FLANGED ONLY, SHIPPED LOOSE)	A - 4"	4 - OS&Y FLANGE X MONITORED (MON.) BUTTERFLY VALVE GROOVE
		C - 6"	6 - OS&Y FLANGE X POST INDICATOR FLANGE (NOT IN 2-1/2" SIZE)
			7 - OS&Y FLANGE X OS&Y GROOVE
			8 - OS&Y GROOVE X OS&Y GROOVE
			9 - MON. BUTTERFLY VALVE GROOVE X MON. BUTTERFLY VALVE GROOVE
			10 - OS&Y FLANGE X POST INDICATOR GROOVE (NOT IN 2 ½" SIZE)
			11 - NRS GROOVE X NRS GROOVE
			12 - NRS FLANGE X NRS GROOVE

DC4SGLF/4SG

double check valve

DIMENSIONS

MODEL NO. PART NO. SIZE	2-1/2"	3"	4"	6"
A (Butterfly Valves)*	29	29 ½	29 ¾	32 ½
A (Gate Valves)*	32	33	34 ½	39
B (Grooved-end body)	17	17	16 ½	18
C (Butterfly Valves)	8	8 ½	9 ¼	10 ¼
C (OS&Y Open)	16 ½	18 ½	22 ¾	30 ½
D (Butterfly Valves)	4 ½	4 ½	4 ½	4 ½
D (Gate Valves)	3 ½	3 ¾	4 ½	5 ½
E (Butterfly Valves)	9	9	9 ½	12
E (Gate Valves)	9 ¾	10 ½	11 ½	14 ¾
F (Butterfly Valves)	18 ½	19 ¼	20 ¾	22 ½
H(Post Indicator)	Not Avail.	12 ½	14 ¾	19
Test Cocks (NPT)	½	½	½	¾
WEIGHTS	**LB.**	**LB.**	**LB.**	**LB.**
Net Wt. (Less Valves)	53	53	53	60
Net Wt. (w/ Butterfly Valves)	80	83	97	128
Net Wt. (w/ OS&Y Gate Valves)	149	174	208	309

Nominal dimensions are shown. Allowances must be made for manufacturers' tolerances.
Internal body connections are grooved on 2 ½" – 8" sizes.

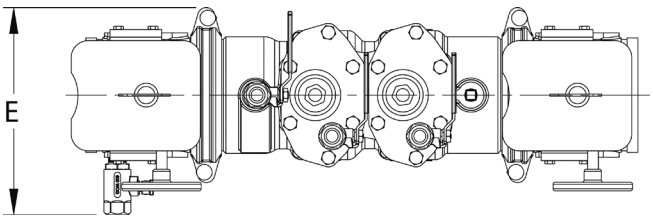

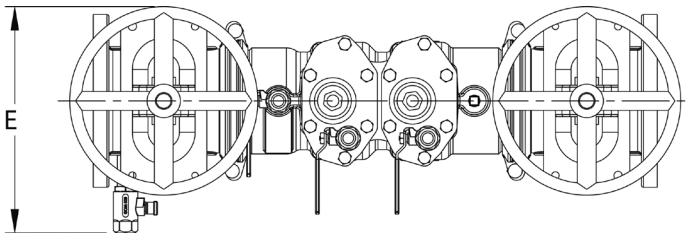

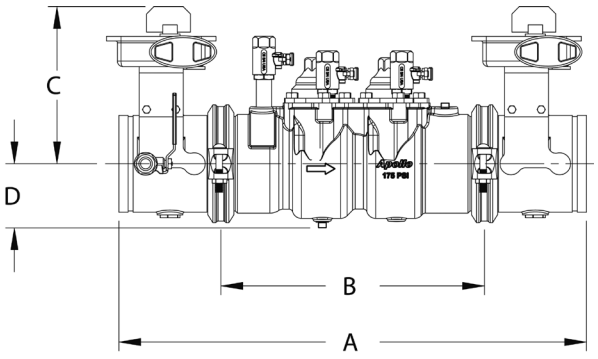

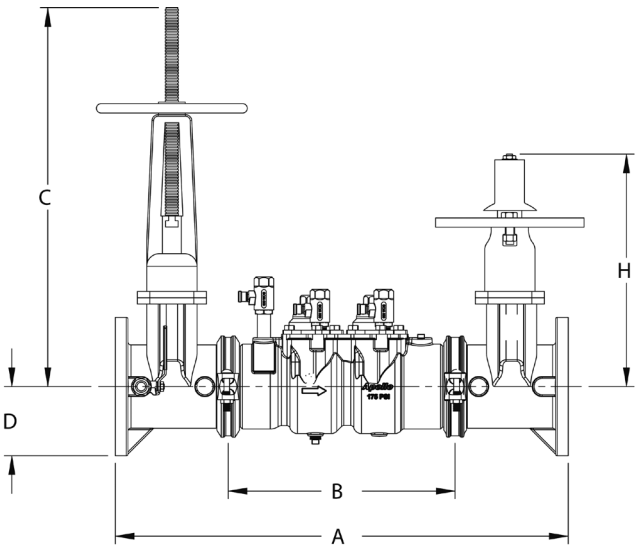

DC4SGLF/4SG

double check valve

FLOW CURVES

2 1/2"

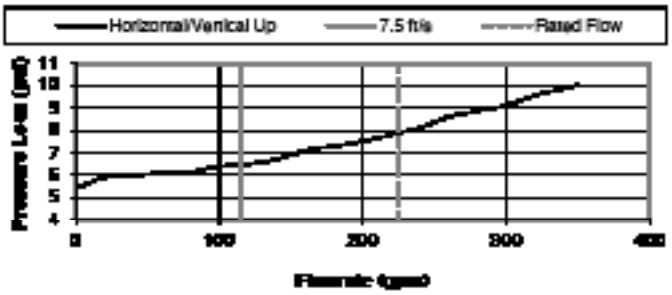

3"

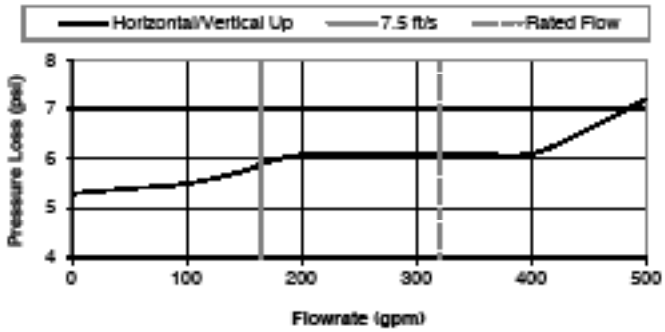

4"

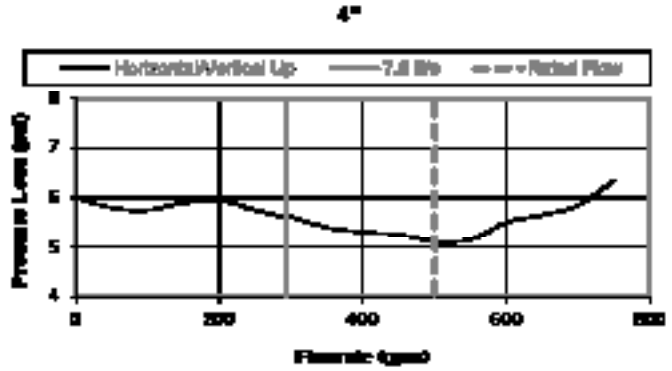

6"

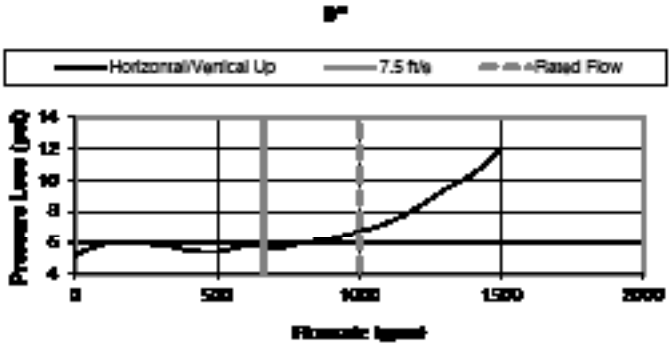

Flow curves directly reflect data collected by USC's Foundation for Cross-Connection Control and Hydraulic Research Approval curve documents.
Flow curves shown were recorded with butterfly shut-off valves.*
All data points are based on USC increasing flow data, from zero GPM to rated flow (opening curve).
* Flow curves with gate valves are slightly lower. Contact factory for more information.