Filter Regulators & Lubricators

Air Line Filters ..... 9-1 — 9-3

Coalescing Filters ..... 9-4 — 9-6

Air Line Regulators ..... 9-7 — 9-10

Piggyback Filter/Regulators ..... 9-11 — 9-13

Micro-Mist Air Line Lubricators ..... 9-14 — 9-15

Mist Air Line Lubricators ..... 9-16 — 9-19

Close Nippled Combinations ..... 9-20 — 9-21

Modular Combinations ..... 9-22 — 9-23

Modular - Assembly and Accessories 05 Economy 9-24

Modular - Assembly and Accessories 06 Compact 9-25

Modular - Assembly and Accessories 07 Standard 9-25

Modular - Assembly and Accessories P3N Hi-Flow 9-26

Air Preparation Units ..... 9-27 — 9-29

Air Preparation Units - Accessories ..... 9-29 — 9-32

If you can't find it, your local Parker distributor can!

Just because it's not in our catalog doesn't mean you can't get it. To find exactly what you need, contact your local Parker distributor today. We can often provide 24-hour delivery direct from our factories to over 12,000 distribution locations worldwide. Our business is keeping you on the move.

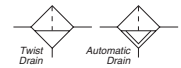

MINIATURE
SERIES 14F



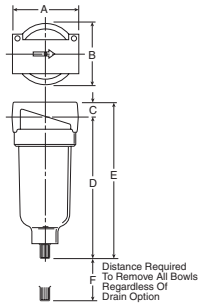

Pipe Ports	1/8"	1/4"
Flow SCFM §	22	24
1 Ounce Bowl		
5 Micron Element		

TEMPERATURE & PRESSURE RATINGS

Polycarbonate Bowl:	0 to 150 PSIG, 32°F to 125°F
Metal Bowl:	0 to 250 PSIG, 32°F to 175°F
Automatic Pulse Drain:	10 to 250 PSIG at 125°F or less

SPECIFICATIONS	**KIT NUMBER**
Body:	Zinc
Bowls:	
Transparent Polycarbonate / Twist Drain	PS404P
Filter Elements:	
40 Micron Optional – Plastic	PS401P
5 Micron Standard – Plastic	PS403P
Adsorber Optional – Activated Charcoal	PS452P
Mounting Bracket Kit:	PS417BP

DIMENSIONS

A	B	C	D	D †	E	E †	F
1.69	1.53	0.39	3.82	3.87	4.21	4.26	1.60

† With Auto Drain

Poly Bowl				Metal Bowl without Sight Gauge			
Twist Drain		Automatic Pulse Drain		Twist Drain		Automatic Pulse Drain	
1/8"	14F01BB	1/8"	14F05BB	1/8"	14F03BB	1/8"	14F07BB
1/4"	14F11BB	1/4"	14F15BB	1/4"	14F13BB	1/4"	14F17BB

ECONOMY
SERIES 05F



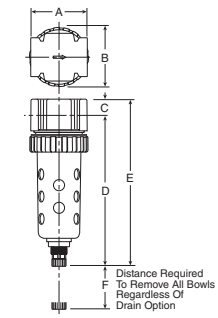

Pipe Ports	1/4"	3/8"
Flow SCFM §	54	70
2 Ounce Bowl		
40 Micron Element		

TEMPERATURE & PRESSURE RATINGS

Polycarbonate Bowl:	0 to 150 PSIG, 32°F to 125°F
Metal Bowl:	0 to 250 PSIG, 32°F to 175°F
Automatic Pulse Drain:	10 to 150 PSIG at 125°F or less

SPECIFICATIONS	**KIT NUMBER**
Automatic Pulse Drain – Plastic:	PS998P
Body:	Zinc
Bowls:	
Transparent Polycarbonate / Twist Drain	PS932P
Metal (Zinc) with Sight Gauge / Twist Drain	PS935P
Filter Elements:	
40 Micron Standard – Plastic	PS901P
5 Micron Optional – Plastic	PS902P
Adsorber Optional – Activated Charcoal	PS931P
Mounting Bracket Kit:	PS943P

DIMENSIONS

A	B	C	D†	E†	F
2.00	2.06	0.56	5.35	5.91	2.25

† With Twist Drain or Auto Pulse Drain

Poly Bowl / Metal Guard				Metal Bowl / Sight Gauge			
Twist Drain		Automatic Pulse Drain		Twist Drain		Automatic Pulse Drain	
1/4"	05F12AA	1/4"	05F1PAA	1/4"	05F14AA	1/4"	05F1TAA
3/8"	05F22AA	3/8"	05F2PAA	3/8"	05F24AA	3/8"	05F2TAA

§ SCFM = Standard cubic feet per minute at 90 PSIG inlet and 5 PSIG pressure drop.



COMPACT
SERIES 06F



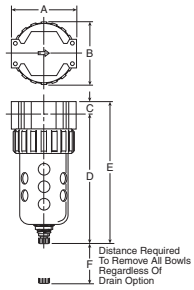

TEMPERATURE & PRESSURE RATINGS:

Polycarbonate Bowl:	0 to 150 PSIG, 32°F to 125°F
Metal Bowl:	0 to 250 PSIG, 32°F to 175°F
Automatic Drain:	10 to 250 PSIG at 125°F or less

SPECIFICATIONS:	**KIT NUMBER**
Automatic Float Drain:	PS506P
Body:	Zinc
Bowls:	
Transparent Polycarbonate / Twist Drain	PS732P
Metal (Zinc) with Sight Gauge / Twist Drain	PS735P
Filter Elements:	
40 Micron Standard – Plastic	PS701P
5 Micron Optional – Plastic	PS702P
Adsorber Optional – Activated Charcoal	PS731P
Mounting Bracket Kit:	PS743P

Pipe Ports	1/4"	3/8"	1/2"
Flow SCFM §	53	80	85
4.4 Ounce Bowl			
40 Micron Element			

DIMENSIONS

A	B	C	D	D †	E	E †	F
2.81	2.74	0.53	5.69	5.74	6.22	6.27	2.25

† With Auto Drain

Poly Bowl / Metal Guard				Metal Bowl / Sight Gauge			
Twist Drain		Automatic Float Drain		Twist Drain		Automatic Float Drain	
1/4"	06F12AC	1/4"	06F16AC	1/4"	06F14AC	1/4"	06F18AC
3/8"	06F22AC	3/8"	06F26AC	3/8"	06F24AC	3/8"	06F28AC
1/2"	06F32AC	1/2"	06F36AC	1/2"	06F34AC	1/2"	06F38AC

STANDARD
SERIES 07F



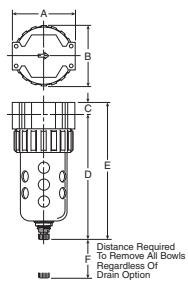

TEMPERATURE & PRESSURE RATINGS:

Polycarbonate Bowl:	0 to 150 PSIG, 32°F to 125°F
Metal Bowl:	0 to 250 PSIG, 32°F to 175°F
Automatic Float Drain:	10 to 250 PSIG, at 125°F or less

SPECIFICATIONS:	**KIT NUMBER**
Automatic Float Drain:	PS506P
Body:	Zinc
Bowls:	
Transparent Polycarbonate / Twist Drain	PS832P
Metal (Zinc) with Sight Gauge / Twist Drain	PS835P
Filter Elements:	
40 Micron Standard – Plastic	PS801P
5 Micron Optional – Plastic	PS802P
Adsorber Optional – Activated Charcoal	PS831P
Mounting Bracket Kit:	PS843P

Pipe Ports	3/8"	1/2"	3/4"
Flow SCFM §	100	130	145
7.2 Ounce Bowl			
40 Micron Element			

DIMENSIONS

A	B	C	D	D †	E	E †	F
3.24	3.25	0.70	6.97	7.00	7.67	7.70	2.75

† With Auto Drain

Poly Bowl / Metal Guard				Metal Bowl / Sight Gauge			
Twist Drain		Automatic Float Drain		Twist Drain		Automatic Float Drain	
3/8"	07F22AC	3/8"	07F26AC	3/8"	07F24AC	3/8"	07F28AC
1/2"	07F32AC	1/2"	07F36AC	1/2"	07F34AC	1/2"	07F38AC
3/4"	07F42AC	3/4"	07F46AC	3/4"	07F44AC	3/4"	07F48AC

§ SCFM = Standard cubic feet per minute at 90 PSIG inlet and 5 PSIG pressure drop.

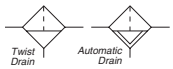

HI-FLOW
SERIES P3NF



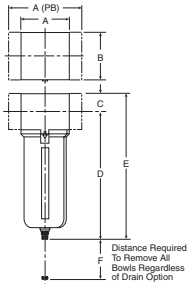

TEMPERATURE & PRESSURE RATINGS:
Metal Bowl: 0 to 250 PSIG, 32°F to 175°F

SPECIFICATIONS:	**KIT NUMBER**
Automatic Float Drain:	PS506P
Body:	Aluminum
Bowls:	
Metal (Aluminum) / SIght Gauge / Twist Drain	P3NKA00BSM
Filter Elements:	
40 Micron Standard – Plastic	P3NKA00ESG
5 Micron Optional – Plastic	P3NKA00ESE
Adsorber Optional – Activated Charcoal	P3NKA00ESA
Mounting Bracket Kit:	P3NKA00MW

Pipe Ports	3/4"	1"	1-1/2"
Flow SCFM §	270	300	310
18 Ounce Metal Bowl			
40 Micron Element			

DIMENSIONS

A	A (PB)	B	C	D †	E †	F
3.62	5.91	3.62	1.38	9.57	10.95	4.92

† With Twist Drain or Auto Drain

Metal Bowl / Sight Gauge			
Twist Drain		Automatic Float Drain	
3/4"	P3NFA96GSM	3/4"	P3NFA96GSA
1"	P3NFA98GSM	1"	P3NFA98GSA

HI-FLOW
SERIES F602



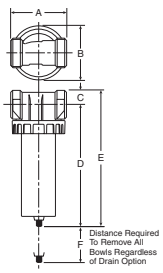

TEMPERATURE & PRESSURE RATINGS:
Metal Bowl: 0 to 300 PSIG, 32°F to 180°F
Automatic Drain: 15 to 175 PSIG, 32°F to 120°F

SPECIFICATIONS:	**KIT NUMBER**
Body:	Zinc
Bowls:	
Aluminum / Twist Drain	BK603B
Filter Elements:	
40 Micron Standard – Polypropylene	EK602B
5 Micron Optional – Polypropylene	EK602VB
Mounting Bracket Kit:	
For 1" Ported Body Only	SA200CW57

Pipe Ports	1"	1-1/4"	1-1/2"
Flow SCFM §	350	380	380
32 Ounce Bowl			
40 Micron Element			

DIMENSIONS

PF602-08					
A	**B**	**C**	**D**	**E**	**F**
4.56	4.90	0.84	11.10	11.94	3.25
PF602-10 & PF602-12					
A	**B**	**C**	**D**	**E**	**F**
5.19	4.90	1.28	11.41	12.69	3.25

Metal Bowl			
Twist Drain		Automatic Float Drain	
1"	F602-08EJ	1"	F602-08EJR
1-1/4"	F602-10EJ	1-1/4"	F602-10EJR
1-1/2"	F602-12EJ	1-1/2"	F602-12EJR

§ SCFM= Standard cubic feet per minute at 90 PSIG inlet and 5 PSIG pressure drop.

MINIATURE

SERIES 10F



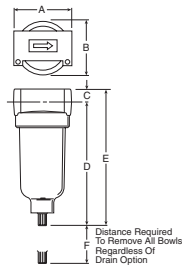

TEMPERATURE & PRESSURE RATINGS:

Polycarbonate Bowl:	0 to 150 PSIG, 32°F to 125°F
Metal Bowl:	0 to 250 PSIG, 32°F to 175°F

SPECIFICATIONS:	**KIT NUMBER**
Body:	Zinc
Bowls:	
Transparent Polycarbonate / Twist Drain	PS404P
Metal (Zinc) without Sight Gauge / Twist Drain	PS447BP
Filter Elements:	
Borosilicate & Felt Glass Fibers	
Grade 6 Standard	PS446P
Grade 10 Optional	PS456P
Mounting Bracket Kit:	PS417BP

Pipe Ports	1/8"	1/4"
Flow SCFM §	17	20
1 Ounce Bowl		
Grade 6 Element ‡		

DIMENSIONS

A	B	C	D	D †	E	E †	F
1.69	1.53	0.39	3.82	3.87	4.21	4.26	1.60

† With Auto Drain

Poly Bowl				Metal Bowl without Sight Gauge			
Twist Drain		Automatic Pulse Drain		Twist Drain		Automatic Pulse Drain	
1/8"	10F01ED	1/8"	10F05ED	1/8"	10F03ED	1/8"	10F07ED
1/4"	10F11ED	1/4"	10F15ED	1/4"	10F13ED	1/4"	10F17ED

ECONOMY

SERIES 15F



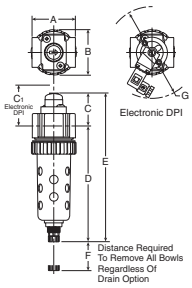

TEMPERATURE & PRESSURE RATINGS:

Polycarbonate Bowl:	0 to 150 PSIG, 32°F to 125°F
Metal Bowl:	0 to 250 PSIG, 32°F to 175°F
With Differential Pressure Indicator:	0 to 150 PSIG, 32°F to 125°F

SPECIFICATIONS:	**KIT NUMBER**
Body:	Zinc
Bowls:	
Transparent Polycarbonate / Twist Drain	PS932P
Metal (Zinc) with Sight Gauge / Twist Drain	PS935P
Filter Elements:	
Borosilicate & Felt Glass Fibers	
Grade 6 Standard	PS924P
Grade 10 Optional	PS930P
Mounting Bracket Kit:	PS943P

Pipe Ports	1/4"	3/8"
Flow SCFM §	30	30
2 Ounce Bowl		
Grade 6 Element ‡		
Differential Pressure Indicator Standard		

DIMENSIONS

A	B	C	D	D †	E †	F	G
2.00	2.06	1.50	1.86	5.35	6.85	1.77	4.50

† With Twist Drain or Auto Pulse Drain

Poly Bowl / Metal Guard				Metal Bowl / Sight Gauge			
Twist Drain		Automatic Pulse Drain		Twist Drain		Automatic Pulse Drain	
1/4"	15F12EA	1/4"	15F1PEA	1/4"	15F14EA	1/4"	15F1TEA
3/8"	15F22EA	3/8"	15F2PEA	3/8"	15F24EA	3/8"	15F2TEA

‡ For Grade 10 Element change the 6th space from an "E" to a "H". Example: XXF01**H**.
§ SCFM = Standard cubic feet per minute at 90 PSIG inlet and 5 PSIG pressure drop.

COMPACT
SERIES 11F



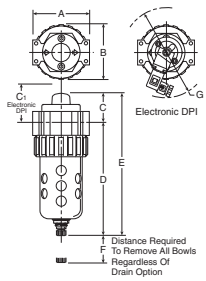

TEMPERATURE & PRESSURE RATINGS:

Polycarbonate Bowl:	0 to 150 PSIG, 32°F to 125°F
Metal Bowl:	0 to 250 PSIG, 32°F to 175°F
Automatic Float Drain:	10 to 250 PSIG at 125°F or less
With Differential Pressure Indicator:	0 to 150 PSIG, 32°F to 125°F

SPECIFICATIONS:	**KIT NUMBER**
Body:	Zinc
Bowls:	
Transparent Polycarbonate/Twist Drain	PS732P
Metal (Zinc) with Sight Gauge/Twist Drain	PS735P
Filter Elements:	
Borosilicate & Felt Glass Fibers	
Grade 6 Standard	PS724P
Grade 10 Optional	PS730P
Mounting Bracket Kit:	PS743P

Pipe Ports	1/4"	3/8"	1/2"
Flow SCFM §	45	48	65
4.4 Ounce Bowl			
Grade 6 Element ‡			
Differential Pressure Indicator Standard			

DIMENSIONS

A	B	C	C1	D	D †	E	E †	F	G
2.81	2.74	1.46	1.81	5.69	5.74	7.15	7.20	2.25	4.50

† With Auto Drain

Poly Bowl / Metal Guard				Metal Bowl / Sight Gauge			
Twist Drain		Automatic Float Drain		Twist Drain		Automatic Float Drain	
1/4"	11F12EC	1/4"	11F16EC	1/4"	11F14EC	1/4"	11F18EC
3/8"	11F22EC	3/8"	11F26EC	3/8"	11F24EC	3/8"	11F28EC
1/2"	11F32EC	1/2"	11F36EC	1/2"	11F34EC	1/2"	11F38EC

STANDARD
SERIES 12F



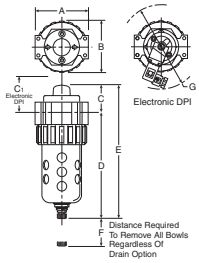

TEMPERATURE & PRESSURE RATINGS:

Polycarbonate Bowl:	0 to 150 PSIG, 32°F to 125°F
Metal Bowl:	0 to 250 PSIG, 32°F to 175°F
Automatic Float Drain:	10 to 250 PSIG at 125°F or less
With Differential Pressure Indicator:	0 to 150 PSIG, 32°F to 125°F

SPECIFICATIONS:	**KIT NUMBER**
Body:	Zinc
Bowls:	
Transparent Polycarbonate/Twist Drain	PS832P
Metal (Zinc) with Sight Gauge/Twist Drain	PS835P
Filter Elements:	
Borosilicate & Felt Glass Fibers	
Grade 6 Standard	PS824P
Grade 10 Optional	PS830P
Mounting Bracket Kit:	PS843P

Pipe Ports	3/8"	1/2"	3/4"
Flow SCFM §	73	75	80
7.2 Ounce Bowl			
Grade 6 Element ‡			
Differential Pressure Indicator Standard			

DIMENSIONS

A	B	C	C1	D	D †	E	E †	F	G
3.24	3.25	1.63	2.00	6.97	7.00	8.60	8.63	2.75	4.50

† With Auto Drain

Poly Bowl / Metal Guard				Metal Bowl / Sight Gauge			
Twist Drain		Automatic Float Drain		Twist Drain		Automatic Float Drain	
3/8"	12F22EC	3/8"	12F26EC	3/8"	12F24EC	3/8"	12F28EC
1/2"	12F32EC	1/2"	12F36EC	1/2"	12F34EC	1/2"	12F38EC
3/4"	12F42EC	3/4"	12F46EC	3/4"	12F44EC	3/4"	12F48EC

‡ For Grade 10 Element change the 6th space from an "E" to a "H". Example: XXF01**H**.
§ SCFM = Standard cubic feet per minute at 90 PSIG inlet and 5 PSIG pressure drop.

HI-FLOW

SERIES P3NF



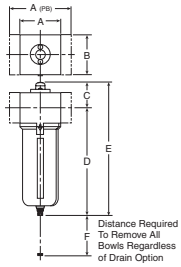

Pipe Ports	3/4"	1"
Flow SCFM §	130	140

18 Ounce Metal Bowl
Grade 6 Element ‡
Differential Pressure Indicator Standard

TEMPERATURE & PRESSURE RATINGS:
Metal Bowl: 0 to 250 PSIG, 32°F to 175°F
With Differential Pressure Indicator: 0 to 150 PSIG, 32°F to 125°F
Operation:
Minimum Operating Pressure
for Filter with Automatic Drain: 10 PSIG

SPECIFICATIONS:	**KIT NUMBER**
Body:	Aluminum
Bowls:	
Metal (Aluminum) w/ Sight Gauge / Twist Drain	P3NKA00BSM
Filter Elements:	
Borosilicate & Felt Glass Fibers	
Grade 6 Standard	P3NKA00ESC
Grade 10 Optional	P3NKA00ES9
Mounting Bracket Kit:	P3NKA00MW

Metal Bowl / Sight Gauge			
Twist Drain		Automatic Float Drain	
3/4"	P3NFA96DSM‡	3/4"	P3NFA96DSA‡
1"	P3NFA98DSM‡	1"	P3NFA98DSA‡

DIMENSIONS

A	A (PB)	B	C	D †	E †	F
3.62	5.91	3.62	2.30	9.57	11.90	4.92

† With Twist Drain or Auto Drain

‡ Part numbers are with Grade 6 Elements; for Grade 10 Elements, replace “D” with “Q” in the 8th position.

MAIN LINE

SERIES 30F - 31F - 32F



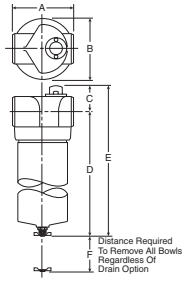

Pipe Ports	1-1/2"	2"	2-1/2"	3"
Flow SCFM §	350	450 625†	800	1000

Metal Bowl
Grade 6 Element ‡
20.9 Ounce Bowl Capacity †

TEMPERATURE & PRESSURE RATINGS:
Metal Bowl: 0 to 250 PSIG, 32°F to 175°F
With Differential Pressure Indicator: 0 to 150 PSIG, 32°F to 125°F

SPECIFICATIONS:	**KIT NUMBER**
Body:	Aluminum
Bowls Kits – Metal (Aluminum) without Sight Gauge / Twist Drain	
30F	41618P
31F83	41619P
31F8L	41620P
32F	41621P
Filter Elements:	
Borosilicate & Felt Glass Fibers Grade 6 Standard	
30F	9920-011X1P
31F83	9920-012X1P
31F8L	9920-013X1P
32F	9920-014X1P

Metal Bowl / Sight Gauge		
Twist Drain		Bowl Size
1-1/2"	30F73ECP‡	14.8 oz
2"	31F83ECP‡	17.9 oz
2"	31F8LECP‡	20.9 oz
2-1/2"	32F9LECP‡	29.7 oz
3"	32FNLECP‡	29.7 oz

‡ Part numbers are with Grade 6 Elements;
for Grade 10 Elements, replace “E” with “H” in the 6th position.

DIMENSIONS

30F		31F83		31F8L		32F9		32FN	
Port Size: 1-1/2"		Port Size: 2"		Port Size: 2"		Port Size: 2-1/2"		Port Size: 3"	
A	**B**	**A**	**B**	**A**	**B**	**A**	**B**	**A**	**B**
6.00	5.67	6.00	5.67	6.00	5.67	8.00	7.60	8.00	7.60
C	**D**	**C**	**D**	**C**	**D**	**C**	**D**	**C**	**D**
2.55	17.97	2.55	23.60	2.55	28.60	3.31	34.64	3.31	34.64
E	**F**	**E**	**F**	**E**	**F**	**E**	**F**	**E**	**F**
20.52	13.50	26.15	19.25	31.15	24.02	37.94	28.50	37.94	28.50

† With Twist Drain or Auto Drain
§ SCFM = Standard cubic feet per minute at 90 PSIG inlet and 5 PSIG pressure drop.

MINIATURE
SERIES 14R

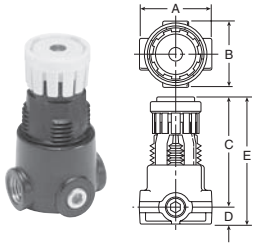

⚠ WARNING

Product rupture can cause serious injury.

Do not connect regulator to bottled gas.

Do not exceed maximum primary pressure rating.

Pipe Ports	1/8"	1/4"
Flow SCFM §	13	15
Non-Rising Knob / Relieving Type 2-125 PSIG Range		

Without Gauge		With Gauge	
1/8"	14R013FC	1/8"	14R018FC
1/4"	14R113FC	1/4"	14R118FC

TEMPERATURE & PRESSURE RATINGS:

Maximum Primary Pressure:	0 to 300 PSIG, 32°F to 125°F
Secondary Pressure Ranges:	
Standard Pressure	2 to 125 PSIG
Medium Pressure	1 to 60 PSIG
Medium Pressure	1 to 30 PSIG
Low Pressure	1 to 15 PSIG

SPECIFICATIONS:	**KIT NUMBER**
Body:	Zinc
Spring:	
Steel 2-125 PSI Range	P01173
Mounting Bracket Kit:	
(Plastic Panel Mount Nut included)	PS417BP
Panel Mount Nut:	
Aluminum	P01531
Plastic	P78652
Relieving Service Kit	PS423P

DIMENSIONS

A	B	C	D	E
1.65	1.56	2.50	0.38	2.88

NOTE: 1.218 Dia. hole required for panel mounting.

⚠ CAUTION:

REGULATOR PRESSURE ADJUSTMENT – The working range of knob adjustment is designed to permit outlet pressures over their full range. Pressure adjustment beyond this range is also possible because the knob is not a limiting device. This is a common characteristic of most industrial regulators, and limiting devices may be obtained only by special design.

9

MINIATURE (WATER SERVICE)
SERIES 20R



⚠ WARNING

Product rupture can cause serious injury.

Do not connect regulator to bottled gas.

Do not exceed maximum primary pressure rating.

Pipe Ports	1/8"	1/4"
Flow SCFM §	13	15
Non-Rising Adjusting Knob / Relieving Type 2-125 PSIG Range		

20R – Water Service Without Gauge	
1/8"	20R013GC
1/4"	20R113GC

TEMPERATURE & PRESSURE RATINGS:

Maximum Primary Pressure:	0 to 300 PSIG, 32°F to 125°F
Secondary Pressure Ranges:	
Standard Pressure	2 to 125 PSIG
Medium Pressure	1 to 60 PSIG
Medium Pressure	1 to 30 PSIG
Low Pressure	1 to 15 PSIG

SPECIFICATIONS:	**KIT NUMBER**
Body:	Brass
Bonnet:	
Plastic	PCKR364Y
Spring:	Stainless Steel
Mounting Bracket Kit:	
(Plastic Panel Mount Nut included)	SA161X57
Panel Mount Nut:	
Plastic	PR05X51
Relieving Service Kit	PRKR164Y

DIMENSIONS

A	B	C	D	E
1.56	1.56	2.56	0.50	3.06

NOTE: 1.25 Dia. hole required for panel mounting.

§ SCFM = Standard cubic feet per minute at 100 PSIG inlet, 90 PSIG no flow secondary setting and 10 PSIG pressure drop.

ECONOMY
SERIES 05R

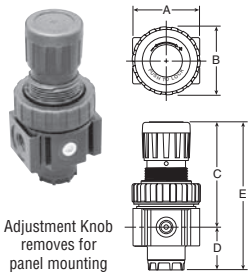

⚠ WARNING

Product rupture can cause serious injury.

Do not connect regulator to bottled gas.

Do not exceed maximum primary pressure rating.

TEMPERATURE & PRESSURE RATINGS:

Maximum Primary Pressure:	250 PSIG, 32°F to 175°F
Secondary Pressure Range:	2-125 PSIG

SPECIFICATIONS:	**KIT NUMBER**
Body:	Zinc
Bonnet:	
Plastic	PS915P
Spring – Poppet & Control:	
Steel 2-125 PSIG	P04425
Mounting Bracket Kit:	
(Aluminum Panel Mount Nut Included)	PS963P
Panel Mount Nut:	
Aluminum	PS964P
Control Knob:	
Plastic	P04420
Relieving Service Kit	PS908P

Pipe Ports	1/4"	3/8"
Flow SCFM §	30	40
Non-Rising Knob / Relieving Type 2-125 PSIG Range		

Without Gauge		With Gauge	
1/4"	05R113AD	1/4"	05R118AD
3/8"	05R213AD	3/8"	05R218AD

DIMENSIONS

A	B	C	D	E
2.00	2.06	3.16	1.28	4.44

NOTE: 1.53 Dia. hole required for panel mounting. Maximum panel thickness 1/4".

COMPACT
SERIES 06R

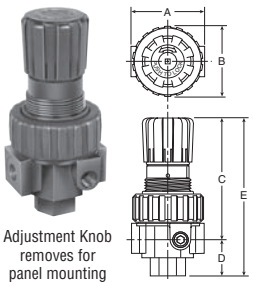

⚠ WARNING

Product rupture can cause serious injury.

Do not connect regulator to bottled gas.

Do not exceed maximum primary pressure rating.

TEMPERATURE & PRESSURE RATINGS:

Maximum Primary Pressure:	250 PSIG, 32°F to 175°F
Secondary Pressure Ranges:	
Standard Pressure	2 to 125 PSIG
Medium Pressure	1 to 60 PSIG
Medium Pressure	1 to 30 PSIG
Low Pressure	1 to 15 PSIG

SPECIFICATIONS:	**KIT NUMBER**
Body:	Zinc
Bonnet:	
Plastic	PS715P
Spring – Poppet & Control:	
Steel 2-125 PSIG	P04063
Mounting Bracket Kit:	
(Plastic Panel Mount Nut Included)	PS707P
Panel Mount Nut:	
Aluminum	P04079B
Plastic	P04082
Control Knob:	
Plastic	P04069B
Relieving Service Kit	PS708P

Pipe Ports	1/4"	3/8"	1/2"
Flow SCFM §	53	60	75
Non-Rising Knob / Relieving Type 2-125 PSIG Range			

Without Gauge		With Gauge	
1/4"	06R113AC	1/4"	06R118AC
3/8"	06R213AC	3/8"	06R218AC
1/2"	06R313AC	1/2"	06R318AC

DIMENSIONS

A	B	C	D	E
2.81	2.74	4.69	1.39	6.08

NOTE: 2.00 Dia. hole required for panel mounting. Maximum panel thickness 1/4".

§ SCFM = Standard cubic feet per minute at 100 PSIG inlet, 90 PSIG no flow secondary setting and 10 PSIG pressure drop.

STANDARD
SERIES 07R

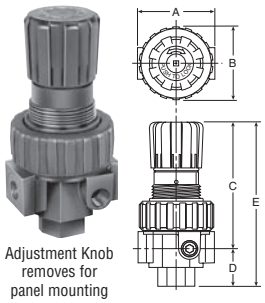

Adjustment Knob removes for panel mounting

⚠ WARNING

Product rupture can cause serious injury.

Do not connect regulator to bottled gas.

Do not exceed maximum primary pressure rating.

Pipe Ports	3/8"	1/2"	3/4"
Flow SCFM §	70	90	90
Non-Rising Knob / Relieving Type 2-125 PSIG Range			

Without Gauge		With Gauge	
3/8"	07R213AC	3/8"	07R218AC
1/2"	07R313AC	1/2"	07R318AC
3/4"	07R413AC	3/4"	07R418AC

TEMPERATURE & PRESSURE RATINGS:

Maximum Primary Pressure:	250 PSIG, 32°F to 175°F
Secondary Pressure Ranges:	
Standard Pressure	2 to 125 PSIG
Medium Pressure	1 to 60 PSIG
Medium Pressure	1 to 30 PSIG
Low Pressure	1 to 15 PSIG

SPECIFICATIONS:	**KIT NUMBER**
Body:	Zinc
Bonnet:	
Plastic	PS715P
Spring – Poppet & Control:	
Steel 2-125 PSIG	P04063
Mounting Bracket Kit:	
(Plastic Panel Mount Nut Included)	PS807P
Panel Mount Nut:	
Aluminum	P04079B
Plastic	P04082
Control Knob:	
Plastic	P04069B
Relieving Service Kit	PS808P

DIMENSIONS

A	B	C	D	E
3.24	2.74	4.79	1.61	6.40

NOTE: 2.00 Dia. hole required for panel mounting. Maximum panel thickness 1/4".

HI-FLOW
SERIES P3NR

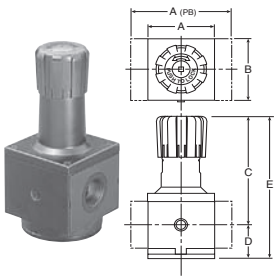

⚠ WARNING

Product rupture can cause serious injury.

Do not connect regulator to bottled gas.

Do not exceed maximum primary pressure rating.

Pipe Ports	3/4"	1"
Flow SCFM §	200	300
Non-Rising Knob / Relieving Type 2-125 PSIG Range		

Without Gauge		With Gauge	
3/4"	P3NRA96BNN	3/4"	P3NRA96BNG
1"	P3NRA98BNN	1"	P3NRA98BNG

TEMPERATURE & PRESSURE RATINGS:

Maximum Primary Pressure:	250 PSIG, 32°F to 175°F
Secondary Pressure Range:	2-125 PSIG

SPECIFICATIONS:	**KIT NUMBER**
Body:	Aluminum
Bonnet:	Aluminum
Spring:	
Steel 2-125 PSIG Range	C10A1308
Mounting Bracket Kit:	P3NKA00MW
Relieving Service Kit	P3NKA00RR

DIMENSIONS

A	A (PB)	B	C	D	E
3.62	5.91	3.62	6.38	2.08	8.46

§ SCFM = Standard cubic feet per minute at 100 PSIG inlet, 90 PSIG no flow secondary setting and 10 PSIG pressure drop.

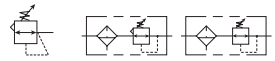

HI-FLOW

SERIES 09R

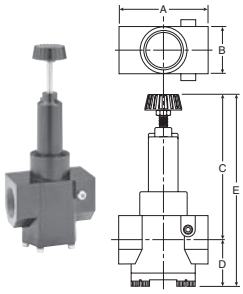

⚠ WARNING

Product rupture can cause serious injury.

Do not connect regulator to bottled gas.

Do not exceed maximum primary pressure rating.

TEMPERATURE & PRESSURE RATINGS:

Maximum Primary Pressure:	250 PSIG, 32°F to 150°F
Secondary Pressure Range:	10-125 PSIG

SPECIFICATIONS:

	KIT NUMBER
Body:	Zinc Alloy, Die Cast
Bonnet:	Aluminum
Spring:	
Steel 2-125 PSIG Range	PS602P
Mounting Bracket Kit:	PS605P

Pipe Ports	2"
Flow SCFM §	1000
Knob / Relieving	
Gauge Must Be Ordered Separately	

Without Gauge	
2"	09R813BA

DIMENSIONS

A	B	C	D	E
5.30	3.60	9.10	2.80	11.90

§ SCFM = Standard cubic feet per minute at 100 PSIG inlet, 90 PSIG no flow secondary setting and 10 PSIG pressure drop.

MINIATURE
SERIES 14E

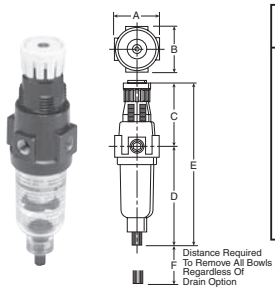

⚠ WARNING

Product rupture can cause serious injury.

Do not connect regulator to bottled gas.

Do not exceed maximum primary pressure rating.

Pipe Ports	1/8"	1/4"
Flow SCFM §	16	18

1 Ounce Bowl
5 Micron Element
Relieving Type
Locking Knob
2-125 PSIG Range

TEMPERATURE & PRESSURE RATINGS:

Polycarbonate Bowl:	0 to 150 PSIG, 32°F to 125°F
Metal Bowl:	0 to 250 PSIG, 32°F to 125°F
Secondary Pressure Ranges:	
Standard Pressure	2 to 125 PSIG
Medium Pressure	1 to 60 PSIG
Medium Pressure	1 to 30 PSIG
Low Pressure	1 to 15 PSIG

SPECIFICATIONS:	**KIT NUMBER**
Filter / Regulator Body:	Zinc
Bowls:	
Transparent Polycarbonate / Twist Drain	PS404P
Metal (Zinc) without Sight Gauge / Twist Drain	PS447BP
Filter Elements:	
40 Micron Optional – Plastic	PS401P
5 Micron Standard – Plastic	PS403P
Adsorber Optional – Activated Charcoal	PS452P
Mounting Bracket Kit:	
(Plastic Panel Mount Nut Included)	PS417BP

DIMENSIONS

A	B	C	D	D †	E	E †	F
1.62	1.58	2.42	3.79	3.84	6.21	6.06	1.60

† With Auto Drain

NOTE: 1.218 Dia. hole required for panel mounting.

Poly Bowl				Metal Bowl without Sight Gauge			
Twist Drain		Automatic Pulse Drain		Twist Drain		Automatic Pulse Drain	
1/8"	14E01B13FC	1/8"	14E05B13FC	1/8"	14E03B13FC	1/8"	14E07B13FC
1/4"	14E11B13FC	1/4"	14E15B13FC	1/4"	14E13B13FC	1/4"	14E17B13FC

ECONOMY
SERIES 05E

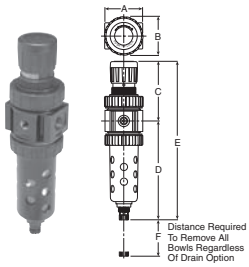

⚠ WARNING

Product rupture can cause serious injury.

Do not connect regulator to bottled gas.

Do not exceed maximum primary pressure rating.

Pipe Ports	1/4"	3/8"
Flow SCFM §	30	40

2 Ounce Bowl
40 Micron Element
Relieving Type
2-125 PSIG Range

TEMPERATURE & PRESSURE RATINGS:

Polycarbonate Bowl:	0 to 150 PSIG, 32°F to 125°F
Metal Bowl:	0 to 250 PSIG, 32°F to 125°F
Secondary Pressure Range:	2-125 PSIG

SPECIFICATIONS:	**KIT NUMBER**
Filter / Regulator Body:	Zinc
Bowls:	
Transparent Polycarbonate / Twist Drain	PS932P
Metal (Zinc) with Sight Gauge / Twist Drain	PS935P
Filter Elements:	
40 Micron Standard – Plastic	PS901P
5 Micron Optional – Plastic	PS902P
Adsorber Optional – Activated Charcoal	PS931P
Mounting Bracket Kit:	
(Aluminum Panel Mount Nut Included)	PS963P
Control Knob: Plastic	P04420
Relieving Service Kit	PS908P

DIMENSIONS

A	B	C	D †	E †	F
2.00	2.06	3.16	5.35	8.51	1.77

† With Twist or Auto Pulse Drain

NOTE: 1.53 Dia. hole required for panel mounting.

Poly Bowl / Metal Guard				Metal Bowl / Sight Gauge			
Twist Drain		Automatic Pulse Drain		Twist Drain		Automatic Pulse Drain	
1/4"	05E12A13AB	1/4"	05E1PA13AB	1/4"	05E14A13AB	1/4"	05E1TA13AB
3/8"	05E22A13AB	3/8"	05E2PA13AB	3/8"	05E24A13AB	3/8"	05E2TA13AB

§ SCFM = Standard cubic feet per minute at 100 PSIG inlet, 90 PSIG no flow secondary setting and 10 PSIG pressure drop.

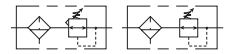

COMPACT

SERIES 06E

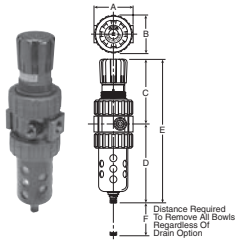

⚠ WARNING

Product rupture can cause serious injury.

Do not connect regulator to bottled gas.

Do not exceed maximum primary pressure rating.

Pipe Ports	1/4"	3/8"	1/2"
Flow SCFM §	46	55	61

4.4 Ounce Bowl
40 Micron Element
Relieving Type
2-125 PSIG Range

DIMENSIONS

A	B	C	D	D †	E	E †	F
2.81	2.74	4.69	5.69	5.74	10.38	10.43	2.25

† With Auto Drain

NOTE: 2.00 Dia. hole required for panel mounting.

TEMPERATURE & PRESSURE RATINGS:

Polycarbonate Bowl:	0 to 150 PSIG, 32°F to 125°F
Metal Bowl:	0 to 250 PSIG, 32°F to 175°F
Automatic Drain:	
Optional (Interchangeable Field Conversions)	
Operating Range	10-250 PSIG
Secondary Pressure Ranges:	
Standard Pressure	2 to 125 PSIG
Low Pressure	1 to 60 PSIG
High Pressure	2 to 250 PSIG

SPECIFICATIONS:	**KIT NUMBER**
Filter / Regulator Body:	Zinc
Bowls:	
Transparent Polycarbonate / Twist Drain	PS732P
Metal (Zinc) with Sight Gauge / Twist Drain	PS735P
Filter Elements:	
40 Micron Standard – Plastic	PS701P
5 Micron Optional – Plastic	PS702P
Adsorber Optional – Activated Charcoal	PS731P
Mounting Bracket Kit:	
(Plastic Panel Mount Nut Included)	PS707P
Control Knob: Plastic	P04069B
Relieving Service Kit	PS710P

Poly Bowl / Metal Guard				Metal Bowl / Sight Gauge			
Twist Drain		Automatic Float Drain		Twist Drain		Automatic Float Drain	
1/4"	06E12A13AC	1/4"	06E16A13AC	1/4"	06E14A13AC	1/4"	06E18A13AC
3/8"	06E22A13AC	3/8"	06E26A13AC	3/8"	06E24A13AC	3/8"	06E28A13AC
1/2"	06E32A13AC	1/2"	06E36A13AC	1/2"	06E34A13AC	1/2"	06E38A13AC

STANDARD

SERIES 07E

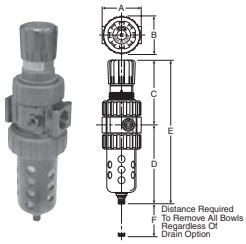

⚠ WARNING

Product rupture can cause serious injury.

Do not connect regulator to bottled gas.

Do not exceed maximum primary pressure rating.

Pipe Ports	3/8"	1/2"	3/4"
Flow SCFM §	70	90	90

7.2 Ounce Bowl
40 Micron Element
Relieving Type
2-125 PSIG Range

TEMPERATURE & PRESSURE RATINGS:
– Same as above for 06E –

SPECIFICATIONS:	**KIT NUMBER**
Filter / Regulator Body:	Zinc
Bowls:	
Transparent Polycarbonate / Twist Drain	PS832P
Metal (Zinc) with Sight Gauge / Twist Drain	PS835P
Filter Elements:	
40 Micron Standard – Plastic	PS801P
5 Micron Optional – Plastic	PS802P
Adsorber Optional – Activated Charcoal	PS831P
Mounting Bracket Kit:	
(Plastic Panel Mount Nut Included)	PS807P
Control Knob: Plastic	P04069B
Relieving Service Kit	PS810P

DIMENSIONS

A	B	C	D	D †	E	E †	F
3.24	3.25	4.79	6.97	7.00	11.76	11.79	2.75

† With Auto Drain

NOTE: 2.00 Dia. hole required for panel mounting.

Poly Bowl / Metal Guard				Metal Bowl / Sight Gauge			
Twist Drain		Automatic Float Drain		Twist Drain		Automatic Float Drain	
3/8"	07E22A13AC	3/8"	07E26A13AC	3/8"	07E24A13AC	3/8"	07E28A13AC
1/2"	07E32A13AC	1/2"	07E36A13AC	1/2"	07E34A13AC	1/2"	07E38A13AC
3/4"	07E42A13AC	3/4"	07E46A13AC	3/4"	07E44A13AC	3/4"	07E48A13AC

§ SCFM = Standard cubic feet per minute at 100 PSIG inlet, 90 PSIG no flow secondary setting and 10 PSIG pressure drop.

HI-FLOW

SERIES P3NE

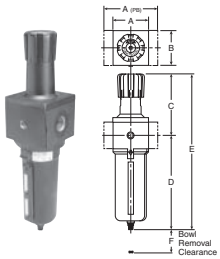

⚠ WARNING

Product rupture can cause serious injury.

Do not connect regulator to bottled gas.

Do not exceed maximum primary pressure rating.

Pipe Ports	3/4"	1"
Flow SCFM §	250	250
18 Ounce Bowl		
40 Micron Element		
Relieving Type		
2-125 PSIG Range		

Metal Bowl with Sight Gauge

Twist Drain		Automatic Float Drain	
3/4"	P3NEA96GSMBNN	3/4"	P3NEA96GSABNN
1"	P3NEA98GSMBNN	1"	P3NEA98GSABNN

TEMPERATURE & PRESSURE RATINGS:

Metal Bowl:	0 to 250 PSIG, 32°F to 175°F
Automatic Drain:	
Optional (Interchangeable Field Conversions)	
Operating Range	10-250 PSIG

SPECIFICATIONS:	**KIT NUMBER**
Filter / Regulator Body:	Aluminum
Bowls:	
Metal (Aluminum) with	
Sight Gauge / Twist Drain	P3NKA00BSM
Filter Elements:	
40 Micron Standard – Plastic	P3NKA00ESG
5 Micron Optional – Plastic	P3NKA00ESE
Adsorber Optional – Activated Charcoal	P3NKA00ESA
Mounting Bracket Kit:	P3NKA00MW
Control Knob: Plastic	P3NKA00PN
Relieving Service Kit	P3NKA00RR

DIMENSIONS

A	A (PB)	B	C	D	E	F
3.62	5.91	3.62	6.38	9.57	15.95	4.92

† With Twist or Auto Float Drain

⚠ CAUTION:

REGULATOR PRESSURE ADJUSTMENT – The working range of knob adjustment is designed to permit outlet pressures over their full range. Pressure adjustment beyond this range is also possible because the knob is not a limiting device. This is a common characteristic of most industrial regulators, and limiting devices may be obtained only by special design.

§ SCFM = Standard cubic feet per minute at 100 PSIG inlet no flow secondary setting and 10 PSIG pressure drop.

ECONOMY

SERIES 15L

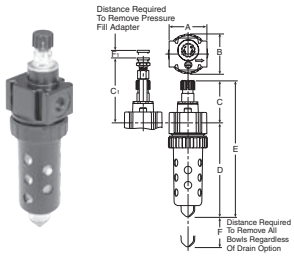

Pipe Ports	1/4"	3/8"
Flow SCFM §	40	40
2 Ounce Bowl		

Poly Bowl / Metal Guard		Metal Bowl / Sight Gauge	
No Drain		Twist Drain	
1/4"	15L12NA	1/4"	15L14NA
3/8"	15L22NA	3/8"	15L24NA

TEMPERATURE & PRESSURE RATINGS:

Polycarbonate Bowl:	0 to 150 PSIG, 32°F to 125°F
Metal Bowl:	0 to 250 PSIG, 32°F to 175°F
Suggested Lubricant:	F442 Oil

Petroleum based oil of 100 to 200 SSU viscosity at 100°F and an aniline point greater than 200°F.
(DO NOT USE OILS WITH ADDITIVES, COMPOUNDED OILS CONTAINING SOLVENTS, GRAPHITE, DETERGENTS, OR SYNTHETIC OILS.)

Lubricator Oil	
12 Quart Case	F442003
4 Gallon Case	F442005
55 Gallon Drum	H06620

SPECIFICATIONS:	**KIT NUMBER**
Body:	Zinc
Bowls:	
Transparent Polycarbonate without Drain	PS946P
Metal (Zinc) with Sight Gauge / Twist Drain	PS929P
Sight Dome:	
Polycarbonate	PS740P
Mounting Bracket Kit:	PS943P
Pressure Fill Adapter Kit:	PS916P
Service Kit:	PS948P

DIMENSIONS

A	B	C	C_1	D	D †	E	E †	F	F_1
2.00	2.06	2.26	3.35	5.12	5.35	7.38	7.61	1.77	0.39

† With Twist Drain

COMPACT

SERIES 16L

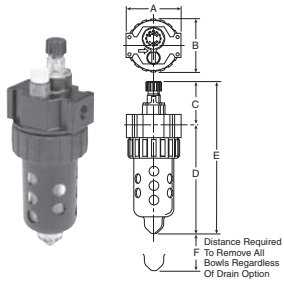

Pipe Ports	1/4"	3/8"	1/2"
Flow SCFM §	40	60	90
2.6 Ounce Bowl			

Poly Bowl / Metal Guard		Metal Bowl / Sight Gauge	
No Drain		Twist Drain	
1/4"	16L12BE	1/4"	16L14BE
3/8"	16L22BE	3/8"	16L24BE
1/2"	16L32BE	1/2"	16L34BE

TEMPERATURE & PRESSURE RATINGS:

Polycarbonate Bowl:	0 to 150 PSIG, 32°F to 125°F
Metal Bowl:	0 to 250 PSIG, 32°F to 175°F
Suggested Lubricant:	F442 Oil

Petroleum based oil of 100 to 200 SSU viscosity at 100°F and an aniline point greater than 200°F.
(DO NOT USE OILS WITH ADDITIVES, COMPOUNDED OILS CONTAINING SOLVENTS, GRAPHITE, DETERGENTS, OR SYNTHETIC OILS.)

Lubricator Oil	
12 Quart Case	F442003
4 Gallon Case	F442005
55 Gallon Drum	H06620

SPECIFICATIONS:	**KIT NUMBER**
Body:	Zinc
Bowls:	
Transparent Polycarbonate without Drain	PS746P
Metal (Zinc) w/ Sight Gauge / Twist Drain	PS729P
Sight Dome:	
Polycarbonate	PS740P
Mounting Bracket Kit:	PS743P
Pressure Fill Adapter Kit:	PS716P
Service Kit:	PS748P

DIMENSIONS

A	B	C	D	D †	E	E†	F
2.81	2.74	2.24	5.58	5.69	7.82	7.93	2.25

† With Twist Drain

§ SCFM = Standard cubic feet per minute at 90 PSIG inlet and 5 PSIG pressure drop.

STANDARD
SERIES 17L

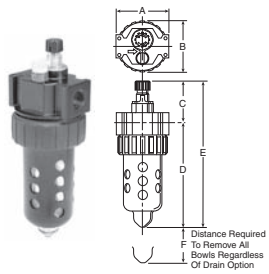

Pipe Ports	3/8"	1/2"	3/4"
Flow SCFM §	60	90	90
4.9 Ounce Bowl			

Poly Bowl / Metal Guard		Metal Bowl / Sight Gauge	
No Drain		Twist Drain	
3/8"	17L22BE	3/8"	17L24BE
1/2"	17L32BE	1/2"	17L34BE
3/4"	17L42BE	3/4"	17L44BE

TEMPERATURE & PRESSURE RATINGS:

Polycarbonate Bowl:	0 to 150 PSIG, 32°F to 125°F
Metal Bowl:	0 to 250 PSIG, 32°F to 175°F
Suggested Lubricant:	F442 Oil

Petroleum based oil of 100 to 200 SSU viscosity at 100°F and an aniline point greater than 200°F.
(DO NOT USE OILS WITH ADDITIVES, COMPOUNDED OILS CONTAINING SOLVENTS, GRAPHITE, DETERGENTS, OR SYNTHETIC OILS.)

Lubricator Oil	
12 Quart Case	F442003
4 Gallon Case	F442005
55 Gallon Drum	H06620

SPECIFICATIONS:	**KIT NUMBER**
Body:	Zinc
Bowls:	
Transparent Polycarbonate without Drain	PS846P
Metal (Zinc) with Sight Gauge / Twist Drain	PS829P
Sight Dome:	
Polycarbonate	PS740P
Mounting Bracket Kit:	PS843P
Pressure Fill Adapter Kit:	PS716P
Service Kit:	PS748P

DIMENSIONS

A	B	C	D	D †	E	E†	F
3.24	3.25	2.41	6.86	6.95	9.09	9.35	2.75

† With Twist Drain

9

§ SCFM = Standard cubic feet per minute at 90 PSIG inlet and 5 PSIG pressure drop.

MINIATURE
SERIES 02L



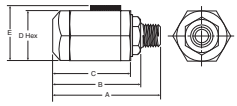

Port Threads Inlet - Stationary 1/4" & 3/8"
Outlet - Full Swivel 1/4" & 3/8"

Flow 32 SCFM At 90 PSIG inlet & 5 PSI pressure drop

Port Size	Part No.
1/4"	02L1A
3/8"	02L2A
1/4"	02LFB
1/4"	02L1B
3/8"	02L2B

TEMPERATURE & PRESSURE RATINGS:
0 to 250 PSIG, 32°F to 125°F

Suggested Lubricant: F442 Oil
Petroleum based oil of 100 to 200 SSU viscosity at 100°F and an aniline point greater than 200°F.
(DO NOT USE OILS WITH ADDITIVES, COMPOUNDED OILS CONTAINING SOLVENTS, GRAPHITE, DETERGENTS, OR SYNTHETIC OILS.)

Lubricator Oil

12 Quart Case	F442003
4 Gallon Case	F442005
55 Gallon Drum	H06620

SPECIFICATIONS:

Body:	Hard Anodized Aluminum
Insert:	Nylon
Nut:	Cad. Plated Steel
Seals:	Nitrile

DIMENSIONS

Part No.	A	B	C	D	E
02L1A	2.66	2.16	1.92	1.25	1.42
02L2A	2.66	2.16	1.92	1.25	1.42
02LFB	2.65	1.305	1.125	.65	
02L1B	2.93	1.305	1.125	.65	
02L2B	3.19	1.305	1.125	.65	

MINIATURE
SERIES 04L

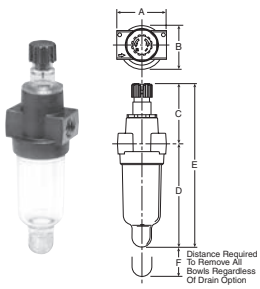

Pipe Ports	1/8"	1/4"
Flow SCFM §	20	20
1 Ounce Bowl		

Poly Bowl		Metal Bowl without Sight Gauge	
No Drain		Twist Drain	
1/8"	04L00GB	1/8"	04L03GB
1/4"	04L10GB	1/4"	04L13GB

TEMPERATURE & PRESSURE RATINGS:

Polycarbonate Bowl:	0 to 150 PSIG, 32°F to 125°F
Metal Bowl:	0 to 250 PSIG, 32°F to 175°F

Suggested Lubricant: F442 Oil
Petroleum based oil of 100 to 200 SSU viscosity at 100°F and an aniline point greater than 200°F.
(DO NOT USE OILS WITH ADDITIVES, COMPOUNDED OILS CONTAINING SOLVENTS, GRAPHITE, DETERGENTS, OR SYNTHETIC OILS.)

Lubricator Oil

12 Quart Case	F442003
4 Gallon Case	F442005
55 Gallon Drum	H06620

SPECIFICATIONS:	**KIT NUMBER**
Body:	Zinc
Bowls:	
Transparent Polycarbonate without Drain	PS421P
Metal (Zinc) / Twist Drain	PS447BP
Sight Dome:	Polycarbonate
Mounting Bracket Kit:	PS419

DIMENSIONS

A	B	C	D	D †	E	E †	F
1.73	1.56	2.16	3.64	3.78	5.80	5.94	1.60

† With Twist Drain

§ SCFM = Standard cubic feet per minute at 90 PSIG inlet and 5 PSIG pressure drop.

COMPACT
SERIES 06L

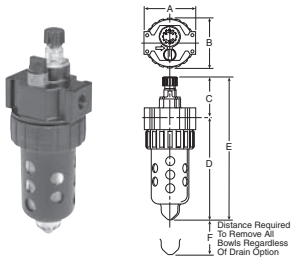

Pipe Ports	1/4"	3/8"	1/2"
Flow SCFM §	40	60	90
2.9 Ounce Bowl			

Poly Bowl / Metal Guard		Metal Bowl / Sight Gauge	
No Drain		Twist Drain	
1/4"	06L12BE	1/4"	06L14BE
3/8"	06L22BE	3/8"	06L24BE
1/2"	06L32BE	1/2"	06L34BE

TEMPERATURE & PRESSURE RATINGS:

Polycarbonate Bowl:	0 to 150 PSIG, 32°F to 125°F
Metal Bowl:	0 to 250 PSIG, 32°F to 175°F
Suggested Lubricant:	F442 Oil

Petroleum based oil of 100 to 200 SSU viscosity at 100°F and an aniline point greater than 200°F.
(DO NOT USE OILS WITH ADDITIVES, COMPOUNDED OILS CONTAINING SOLVENTS, GRAPHITE, DETERGENTS, OR SYNTHETIC OILS.)

Lubricator Oil	
12 Quart Case	F442003
4 Gallon Case	F442005
55 Gallon Drum	H06620

SPECIFICATIONS:	**KIT NUMBER**
Body:	Zinc
Bowls:	
Transparent Polycarbonate without Drain	PS746P
Metal (Zinc) with Sight Gauge / Twist Drain	PS729P
Sight Dome:	
Polycarbonate	PS740P
Mounting Bracket Kit:	PS743P
Pressure Fill Adapter Kit:	PS716P
Service Kit:	PS718P

DIMENSIONS

A	B	C	D	D†	E	E†	F
2.81	2.74	2.24	5.58	5.69	7.82	7.93	2.25

† With Twist Drain

STANDARD
SERIES 07L

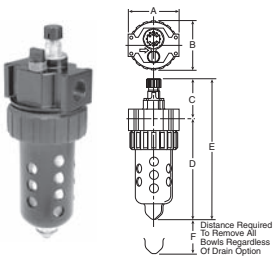

Pipe Ports	3/8"	1/2"	3/4"
Flow SCFM §	60	90	90
6 Ounce Bowl			

Poly Bowl / Metal Guard		Metal Bowl / Sight Gauge	
No Drain		Twist Drain	
3/8"	07L22BE	3/8"	07L24BE
1/2"	07L32BE	1/2"	07L34BE
3/4"	07L42BE	3/4"	07L44BE

TEMPERATURE & PRESSURE RATINGS:

Polycarbonate Bowl:	0 to 150 PSIG, 32°F to 125°F
Metal Bowl:	0 to 250 PSIG, 32°F to 175°F
Suggested Lubricant:	F442 Oil

Petroleum based oil of 100 to 200 SSU viscosity at 100°F and an aniline point greater than 200°F.
(DO NOT USE OILS WITH ADDITIVES, COMPOUNDED OILS CONTAINING SOLVENTS, GRAPHITE, DETERGENTS, OR SYNTHETIC OILS.)

Lubricator Oil	
12 Quart Case	F442003
4 Gallon Case	F442005
55 Gallon Drum	H06620

SPECIFICATIONS:	**KIT NUMBER**
Body:	Zinc
Bowls:	
Transparent Polycarbonate without Drain	PS846P
Metal (Zinc) with Sight Gauge / Twist Drain	PS829P
Sight Dome:	
Polycarbonate	PS740P
Mounting Bracket Kit:	PS843P
Pressure Fill Adapter Kit:	PS716P
Service Kit:	PS718P

DIMENSIONS

A	B	C	D	D†	E	E†	F
3.24	3.25	2.41	6.86	6.95	9.09	9.35	2.75

† With Twist Drain

§ SCFM = Standard cubic feet per minute at 90 PSIG inlet and 5 PSIG pressure drop.

HI-FLOW
SERIES P3NL

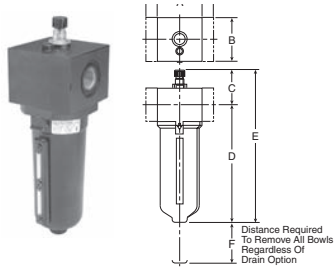

Pipe Ports	3/4"	1"
Flow SCFM §	240	250
18 Ounce Bowl		

Metal Bowl / Sight Gauge	
No Drain	
3/4"	P3NLA96LSN
1"	P3NLA98LSN

TEMPERATURE & PRESSURE RATINGS:
Metal Bowl: 0 to 250 PSIG, 32°F to 175°F
Suggested Lubricant: F442 Oil
Petroleum based oil of 100 to 200 SSU viscosity at 100°F and an aniline point greater than 200°F.
(DO NOT USE OILS WITH ADDITIVES, COMPOUNDED OILS CONTAINING SOLVENTS, GRAPHITE, DETERGENTS, OR SYNTHETIC OILS.)
Lubricator Oil

12 Quart Case	F442003
4 Gallon Case	F442005
55 Gallon Drum	H06620

SPECIFICATIONS:	**KIT NUMBER**
Body:	Aluminum
Bowls:	
Metal (Aluminum) with Sight Gauge / Twist Drain	P3NKA00BSM
Sight Dome:	
Polycarbonate	PS740P
Mounting Bracket Kit:	P3NKA00MW
Pressure Fill Adapter Kit:	P3NKA00PK
Service Kit:	P3NKA00RL

DIMENSIONS

A	A (PB)	B	C	D	E	F
3.62	5.91	3.62	2.81	9.00	11.81	4.92

† With Twist Drain

HI-FLOW
SERIES L606

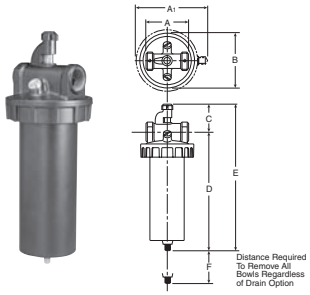

Pipe Ports	1"	1-1/4"	1-1/2"
Flow SCFM §	350	475	525
32 Ounce Bowl			

Metal Bowl	
With Drain	
1"	L606-08E
1-1/4"	L606-10E
1-1/2"	L606-12E

TEMPERATURE & PRESSURE RATINGS:
32 Oz. Bowl: 0 to 300 PSIG, 32°F to 180°F
Suggested Lubricant: F442 Oil
Petroleum based oil of 100 to 200 SSU viscosity at 100°F and an aniline point greater than 200°F.
(DO NOT USE OILS WITH ADDITIVES, COMPOUNDED OILS CONTAINING SOLVENTS, GRAPHITE, DETERGENTS, OR SYNTHETIC OILS.)
Lubricator Oil

12 Quart Case	F442003
4 Gallon Case	F442005
55 Gallon Drum	H06620

SPECIFICATIONS:	**KIT NUMBER**
Body:	Zinc
Bowl:	
Aluminum – 32 Ounce	BK609WB
Mounting Bracket Kit:	
1" Ported Body Only	SA200CW57

DIMENSIONS

Port Size	A	B	C	D	E	F
1"	4.06	4.97	2.63	10.75	13.38	7.75
1-1/4", 1-1/2"	4.81	4.97	2.84	11.13	13.97	7.75

§ SCFM = Standard cubic feet per minute at 90 PSIG inlet and 5 PSIG pressure drop.

HI-FLOW
SERIES L606



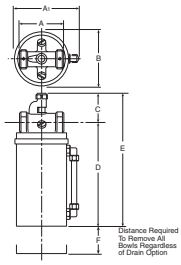

Pipe Ports	1"	1-1/4"	1-1/2"
Flow SCFM §	350	475	525

64 Ounce Bowl

Metal Bowl	
No Drain	
1	L606-08G
1-1/4"	L606-10G
1-1/2"	L606-12G

TEMPERATURE & PRESSURE RATINGS:
64 Oz. Bowl: 0 to 150 PSIG, 32°F to 120°F
Suggested Lubricant: F442 Oil
Petroleum based oil of 100 to 200 SSU viscosity at 100°F and an aniline point greater than 200°F.
(DO NOT USE OILS WITH ADDITIVES, COMPOUNDED OILS CONTAINING SOLVENTS, GRAPHITE, DETERGENTS, OR SYNTHETIC OILS.)
Lubricator Oil

12 Quart Case	F442003
4 Gallon Case	F442005
55 Gallon Drum	H06620

SPECIFICATIONS:	**KIT NUMBER**
Body:	Zinc
Bowl:	
Aluminum – 64 Ounce	PBK606X30B
Mounting Bracket Kit:	
1" Ported Body Only	SA200CW57

DIMENSIONS

Port Size	A	B	C	D	E	F
1"	4.06	4.97	2.63	9.40	12.02	2.50
1-1/4", 1-1/2"	4.81	5.00	2.84	9.78	12.80	2.50

DIMENSIONS

A	A_1	B	C	D	E	F
4.81	6.25	5.28	2.84	10.44	13.28	6.50

HI-FLOW
SERIES 09L



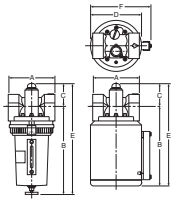

1 Quart **3 Quart**

Pipe Ports	2"
Flow SCFM §	1000

Metal Bowl / Sight Gauge		
Manual Drain		
2"	09L84BA	1 Qt. Bowl
2"	09L8PBA	3 Qt. Bowl

TEMPERATURE & PRESSURE RATINGS:
Metal Bowl: 0 to 150 PSIG, 32°F to 150°F
Suggested Lubricant: F442 Oil
Petroleum based oil of 100 to 200 SSU viscosity at 100°F and an aniline point greater than 200°F.
(DO NOT USE OILS WITH ADDITIVES, COMPOUNDED OILS CONTAINING SOLVENTS, GRAPHITE, DETERGENTS, OR SYNTHETIC OILS.)
Lubricator Oil

12 Quart Case	F442003
4 Gallon Case	F442005
55 Gallon Drum	H06620

SPECIFICATIONS:	**KIT NUMBER**
Body:	Zinc Alloy, Die Cast
Bowls:	
Metal (Aluminum) with Sight Gauge / Twist Drain	PS612P*
Sight Dome: Polycarbonate	PS613P

* 1 Quart Bowl

DIMENSIONS

1 Quart Size			3 Quart Size				
A	B	C	A	B	C	D	E
5.50	10.40	2.64	5.50	9.44	2.64	6.00	7.12

§ SCFM = Standard cubic feet per minute at 90 PSIG inlet and 5 PSIG pressure drop.

CLOSE NIPPLED COMBINATIONS

2-UNIT

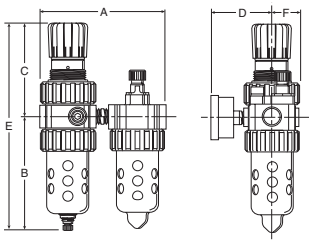

06 / 07 Series Shown

Series	INCHES					
	A	B	C	D	E	F
14G	3.75	3.79	2.42	2.04	6.21	0.79
05G / 15G	4.49	5.36	3.15	2.05	8.50	1.03
06G / 16G	6.13	5.69	4.69	3.18	10.38	1.37
07G / 17G	6.99	6.97	4.79	3.44	11.76	1.63
P3N3A	7.76	9.57	6.38	3.56	15.95	1.81

Mounting Brackets and Gauge Not Included

CLOSE NIPPLED COMBINATIONS

3-UNIT

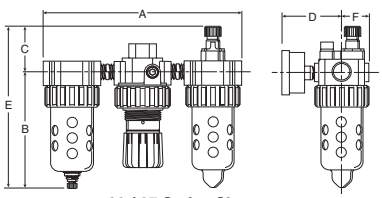

06 / 07 Series Shown

Series	INCHES					
	A	B	C	D	E	F
14A	5.77	3.82	2.16	2.04	5.98	0.79
05A / 15A	7.00	5.36	2.24	2.05	7.59	1.03
06A / 16A	9.45	5.69	2.24	3.18	7.93	1.37
07A / 17A	10.74	6.97	2.41	3.44	9.38	1.63
P3N3B	11.89	9.57	6.38	3.56	15.95	1.81

Mounting Brackets and Gauge Not Included

CLOSE NIPPLED COMBINATIONS

POLYCARBONATE UNITS

Filters: Poly Bowls, Bowl Guards, Twist Drain
Regulators: 125 PSIG Spring, No Gauge
Lubricators: Micro-Mist Style, Poly Bowls, Bowl Guards, No Drain

Series	Port Size	2-Unit Assembly	3-Unit Assembly
14 Series	1/8"	14G01B13F0GD	14A01B13F0GF
	1/4"	14G11B13F0GD	14A11B13F0GF
05 Series	1/4"	15G12A13A2NE	15A12A13A2NE
	3/8"	15G22A13A2NE	15A22A13A2NE
06 Series	1/4"	16G12A13A2BC	16A12A13A2BC
	3/8"	16G22A13A2BC	16A22A13A2BC
	1/2"	16G32A13A2BC	16A32A13A2BC
07 Series	3/8"	17G22A13A2BD	17A22A13A2BD
	1/2"	17G32A13A2BD	17A32A13A2BD
	3/4"	17G42A13A2BD	17A42A13A2BD

NOTE: Bowl guards not available on 14 Series.

* Mist Style Lubricator.

CLOSE NIPPLED COMBINATIONS

METAL BOWL UNITS

Filters: Metal Bowl, Sight Gauge, Twist Drain
Regulators: 125 PSIG Spring, No Gauge
Lubricators: Micro-Mist Style, Metal Bowl, Sight Gauge, Twist Drain

Series	Port Size	2-Unit Assembly	3-Unit Assembly
14 Series	1/8"	14G03B13F3GD	14A03B13F3GF
	1/4"	14G13B13F3GD	14A13B13F3GF
05 Series	1/4"	15G14A13A4NE	15A14A13A4NE
	3/8"	15G24A13A4NE	15A24A13A4NE
06 Series	1/4"	16G14A13A4BC	16A14A13A4BC
	3/8"	16G24A13A4BC	16A24A13A4BC
	1/2"	16G34A13A4BC	16A34A13A4BC
07 Series	3/8"	17G24A13A4BD	17A24A13A4BD
	1/2"	17G34A13A4BD	17A34A13A4BD
	3/4"	17G44A13A4BD	17A44A13A4BD

NOTE: Sight gauges not available on 14 Series.

* Mist Style Lubricator.

MODULAR COMBINATIONS

2-UNIT

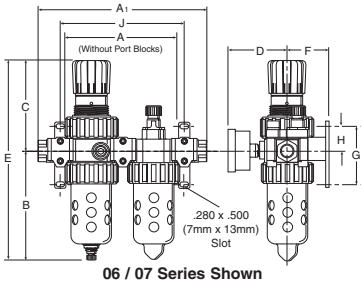

06 / 07 Series Shown

	Inches										
Series	**A**	**A1**	**B**	**C**	**D**	**E**	**F**	**G**	**H**	**J**	**Slot**
05H / 15H	4.33	6.38	5.35	3.15	2.05	8.50	1.45	2.60	1.14	4.72	0.280 x 0.430
06H / 16H	6.10	9.04	5.69	4.69	3.18	10.38	2.00	3.58	1.40	6.65	0.280 x 0.500
07H / 17H	7.00	10.28	6.97	4.79	3.44	11.76	2.18	3.58	1.40	7.51	0.280 x 0.500
P3NCA	9.53	—	9.57	6.38	3.62	15.95	2.12	—	—	12.13	

MODULAR COMBINATIONS

3-UNIT

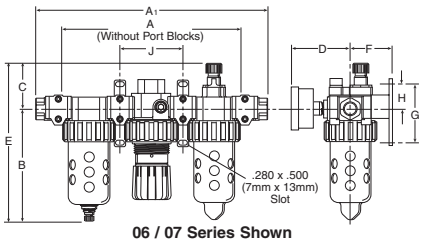

06 / 07 Series Shown

	Inches										
Series	**A**	**A1**	**B**	**C**	**D**	**E**	**F**	**G**	**H**	**J**	**Slot**
05B / 15B	6.70	8.72	5.35	2.24	2.05	7.59	1.45	2.60	1.14	2.35	0.280 x 0.430
06B / 16B	9.46	12.39	5.69	2.24	3.18	7.82	2.00	3.58	1.40	3.33	0.280 x 0.500
07B / 17B	10.75	14.03	6.97	2.41	3.44	9.27	2.18	3.58	1.40	3.76	0.280 x 0.500
P3NCB	10.87	—	9.57	6.38	3.62	15.95	2.12	—	—	15.75	

Mounting Brackets and Gauge Not Included

MODULAR COMBINATIONS

POLYCARBONATE UNITS

Filters: Poly Bowls, Bowl Guards, Twist Drain
Regulators: 125 PSIG Spring, No Gauge
Lubricators: Micro-Mist Style, Poly Bowls, Bowl Guards, No Drain

Series	Port Size	2-Unit Assembly	3-Unit Assembly
05 Series	1/4"	15H12A13A2NE	15B12A13A2NE
	3/8"	15H22A13A2NE	15B22A13A2NE
06 Series	1/4"	16H12A13A2BC	16B12A13A2BC
	3/8"	16H22A13A2BC	16B22A13A2BC
	1/2"##	16H32A13A2BCG	16B32A13A2BCG
07 Series	3/8"	17H22A13A2BD	17B22A13A2BD
	1/2"	17H32A13A2BD	17B32A13A2BD
	3/4"	17H42A13A2BD	17B42A13A2BD

MODULAR COMBINATIONS

METAL BOWL UNITS

Filters: Metal Bowl, Sight Gauge, Twist Drain
Regulators: 125 PSIG Spring, No Gauge
Lubricators: Micro-Mist Style, Metal Bowl, Sight Gauge, Twist Drain

Series	Port Size	2-Unit Assembly	3-Unit Assembly
05 Series	1/4"	15H14A13A2NE	15B14A13A2NE
	3/8"	15H24A13A2NE	15B24A13A2NE
06 Series	1/4"	16H14A13A4BC	16B14A13A4BC
	3/8"	16H24A13A4BC	16B24A13A4BC
	1/2"##	16H34A13A4BC	16B34A13A4BC
07 Series	3/8"	17H24A13A4BD	17B24A13A4BD
	1/2"	17H34A13A4BD	17B34A13A4BD
	3/4"	17H44A13A4BD	17B44A13A4BD
P3NCA Series	3/4"	P3NCA96SGMNNLNA	P3NCB96SGMNNLNA
	1"	P3NCA98SGMNNLNA	P3NCB98SGMNNLNA
	1-1/2"#	P3NCA9PSGMNNLNA	P3NCB9PSGMNNLNA

1" Port Body with 1-1/2" Port Block. ## 3/8" Port Body with 1/2" Port Block.

For Engineering Data and other Options, see catalog 0700P

MODULAR ASSEMBLY & ACCESSORIES

05 ECONOMY

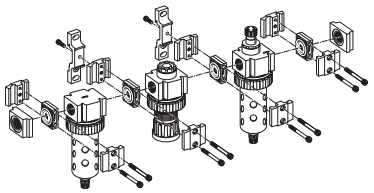

BODY CONNECTORS

PS954P

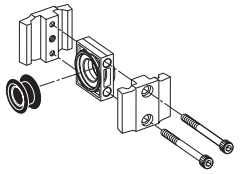

Body Connectors allow you to easily assemble and disassemble Modular Combinations.

Body Connectors are required whenever you assemble two or more pieces together.

Each Kit includes one set.

PORT BLOCK CONNECTOR KITS

	1/8"	1/4"	3/8"
NPT	PS95000P	PS95001P	PS95002P
BSPP	PS95010P	PS95011P	PS95012P
BSPT	PS95020P	PS95021P	PS95022P

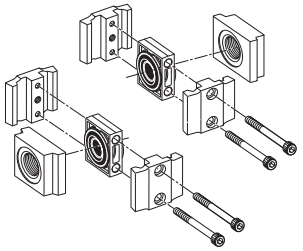

Port Block Connectors allow you to make threaded port connections to Modular units and are available in various port sizes to match your system requirements.

Each Kit includes all the necessary pieces to make two port connections.

WALL MOUNTING KITS

PS955P

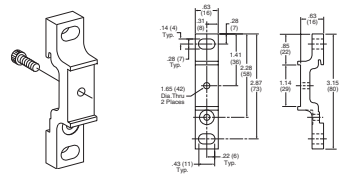

Wall Mounting Kits are available for mounting your Modular Assemblies and can be assembled and used with any standard body connector set.

Since Modular Combinations are always identical in size, you can predrill for wall mounting on your equipment.

Kit includes 1 assembly.

LOCKOUT VALVE

PS95601P
1/4" Port

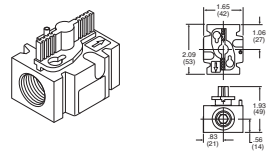

Lockout Valves provide positive shut-off and exhaust capability to isolate Modular units so they can be easily removed from the line and can be locked in a closed position. Center position can be used as a slow start for 06 & 07 series.

NOTE: Body Connectors are not supplied with Lockout Valves.

MODULAR MANIFOLD BLOCK

PS95701P
1/4" Port

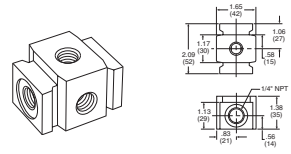

A Modular Manifold Block can be used between any two Modular units to give additional outlet ports. The 1/4" Manifold Block provides three additional outlets. Any standard pipe plug can be used to close off unused ports.

NOTE: Body Connectors are not supplied with Manifold Blocks.

MODULAR ASSEMBLY & ACCESSORIES

06 COMPACT - 07 STANDARD

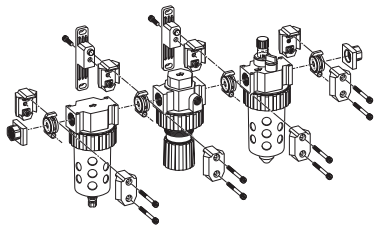

BODY CONNECTORS

06 Series **PS754P**
07 Series **PS854P**

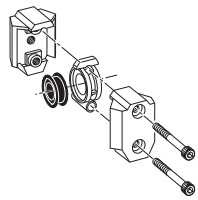

Body Connectors allow you to easily assemble and disassemble Modular Combinations.

Each Kit includes one set.

Body Connectors are required whenever you assemble two or more pieces together.

PORT BLOCK CONNECTOR KITS

Series	Size	NPT	BSPP	BSPT
06 Series	1/4"	PS750P	PS765P	PS761P
	3/8"	PS751P	PS766P	PS762P
	1/2"	PS752P*	PS767P	PS799P
07 Series	1/4"	PS850P	PS865P	PS861P
	3/8"	PS851P	PS866P	PS862P
	1/2"	PS852P	PS867P	PS863P
	3/4"	PS853P	PS860P	PS864P

* Use 1/4 or 3/8 ported bodies.

Port Block Connectors allow you to make threaded port connections to Modular units and are available in various port sizes to match your system requirements.

Each Kit includes all the necessary pieces to make two port connections.

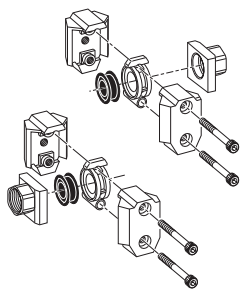

WALL MOUNTING KITS

06 Series & 07 Series **PS755P**

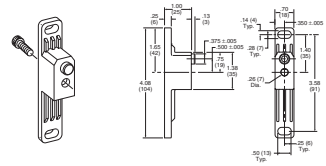

Wall Mounting Kits are available for mounting your Modular Assemblies and can be assembled and used with any standard body connector set.

Since Modular Combinations are always identical in size, you can predrill for wall mounting on your equipment.

Kit includes 1 assembly.

LOCKOUT VALVES

06 Series **PS756P** 3/8" Port
07 Series **PS856P** 1/2" Port

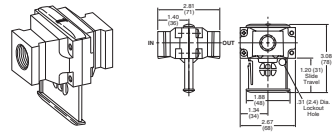

Lockout Valves provide positive shut-off and exhaust capability to isolate Modular units so they can be easily removed from the line and can be locked in a closed position. Center position can be used as a slow start.

NOTE: Body Connectors are not supplied with Lockout Valves.

MODULAR MANIFOLD BLOCK

06 Series **PS757P** 3/8" Port
07 Series **PS857P** 1/2" Port

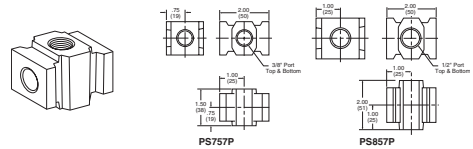

A Modular Manifold Block can be used between any two Modular units to give additional outlet ports. The Manifold Block provides 2 additional outlets in 3/8" and 1/2" sizes. Any standard pipe plug can be used to close off unused ports.

NOTE: Body Connectors are not supplied with Manifold Blocks.

9

MODULAR ASSEMBLY & ACCESSORIES

P3N HI-FLOW

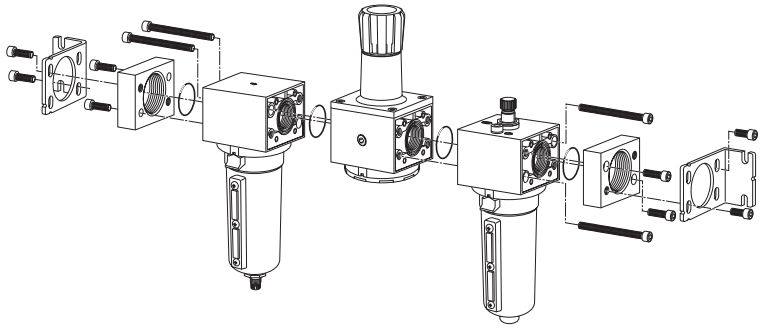

MOUNTING BRACKETS

P3NKA00MW

For 1-1/2" BSPP Port Block with E02 fitting application, use **Mounting Bracket Kit P3NKA0BMW**

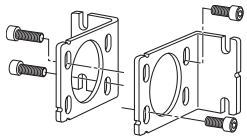

REPLACEMENT BODY COVERS

P3NKA00PM

Each Kit contains two covers.

All units are shipped with body covers.

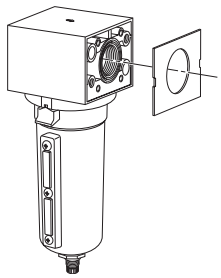

For modular combinations, one side has groove and the mating side is flat. Use the o-ring seal provided in the groove. For some modular combinations, both surfaces may have grooves. In those applications, use o-ring in one groove and square seal provided in the other.

PORT BLOCK KITS

	3/4"	1"	1-1/2"
Individual Filters, Individual Regulators and 2-Piece Filter and Regulator Assemblies:			
NPT	P3NKB96CP	P3NKB98CP	P3NKB9BCP
BSPP	P3NKB16CP	P3NKB18CP	P3NKB1BCP
2 and 3 Piece Combinations including a Lubricator (FR/L & FRL), Individual Lubricators, Individual Coalescing Filters and 2-Piece Filter and Coalescer Assemblies:			
NPT	P3NKB96CL	P3NKB98CL	P3NKB9BCL
BSPP	P3NKB16CL	P3NKB18CL	P3NKB1BCL

Port Block Kits allow units to be installed or removed as modular components.

Each Kit includes all the necessary pieces to make two port connections.

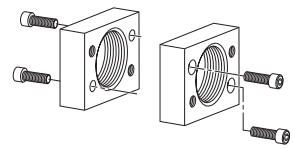

AIR PREPARATION UNITS

MOUNTING BRACKET KITS

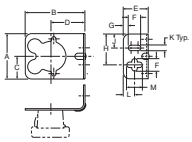

PS417BP
(Includes Panel Mount Nut)

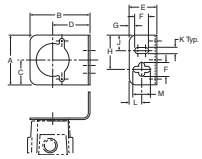

PS419
(Includes Panel Mount Nut)

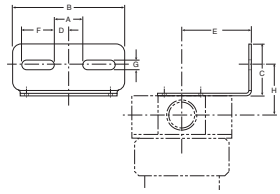

PS743P, PS843P

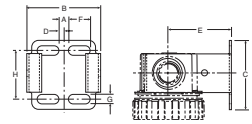

PS943P

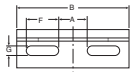

PS707P & PS807P
(Includes Panel Mount Nut)

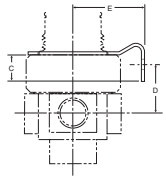

PS963P
(Includes Aluminum Panel Mount Nut)

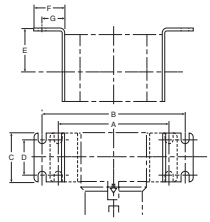

P3NKA00MW

9

DIMENSIONS

Inches												Kit
A	B	C	D	E	F	G	H	J	K	L	M	
1.80	2.37	0.90	1.35	1.00	0.50	0.20	1.24	0.56	0.22	0.45	0.62	**PS417BP** (10F, 14F, P3A, 14R, 14E)
1.80	2.17	0.90	1.35	1.00	0.50	0.20	1.24	0.56	0.22	0.45	0.62	**PS419** (04L)
0.84	3.25	1.50	0.42	2.00	0.94	0.28	1.44	—	—	—	—	**PS743P** (06F, 11F, 06L, 16L)
1.00	3.94	1.57	0.50	2.19	1.25	0.28	1.68	—	—	—	—	**PS843P** (07F, 12F, 07L, 17L)
0.28	2.12	2.00	0.14	1.85	0.63	0.28	—	—	—	—	—	**PS943P** (05F, 15F, 15L)
0.84	2.59	0.49	1.02	1.85	0.61	0.28	—	—	—	—	—	**PS963P** (05R, 10R, 05E, 27E)
0.84	3.26	0.77	1.46	2.00	0.94	0.28	—	—	—	—	—	**PS707P** (06R, 06E, 11R)
1.00	3.94	0.65	1.68	2.19	1.25	0.28	—	—	—	—	—	**PS807P** (07R, 07E, 12R)
6.22	8.19	2.75	1.97	2.36	1.77	1.30	—	—	—	—	—	**P3NKA00MW** (P3NF, P3NR, P3NE, P3NL)

MUFFLER-RECLASSIFIER

ECS SERIES

General Description: The ECS (Muffler-Reclassifier) eliminates unwanted oil mist and reduces exhaust noise from pneumatic valves, cylinders and air motors.

Features:
- 99.97% Oil removal efficiencies.
- 25 dBA Noise attenuation.
- 1/2" NPT and 1" NPT.
- Disposable units.
- Continuous or plugged drain option.
- Metal retained construction.



ECS	3	A
	Size	Engineering Level
	3 1/2 in. 5 1 in.	A Current

AUTOMATIC DRIP LEG DRAIN

Features:
- Auto drain ported 1/8" to pipe away liquid.
- Drain has manual override.
- Easily serviced without tool.
- 10-250 PSIG range.
- Compact size.



Model No.	Size
06D1NA	1/4"
06D3NA	1/2"

RELIEF VALVE

Features:
- Large relief capacity in a compact size.
- Lightweight aluminum construction with resilient seat.
- Relief range: 50 to 200 PSIG with standard spring
- Operating temperature: 32°F to 200°F



Standard Model With 1/4 Inch Male Thread	Specify Pressure Setting PSIG Using Three Digits – Standard Setting is 100 PSIG
RV01A1N	100

P130 - P134 RELIEF VALVE



P130
Relief Valve



P134
Relief Valve

Features:
- Compact, sensitive diaphragm-type relief valve.
- Push-pull, locking knob.
- Knob and top work the same as a miniature regulator.
- P130 has lightweight aluminum construction.
- P134 has a brass body, captured exhaust and is an inline type with 3 inlet ports and 1 outlet port.
- Maximum Inlet Pressure: 300 PSIG
- Operating Temperature : 40°F to 120°F

Relief Valve	Spring Range 0-15 PSIG	0-25 PSIG	0-50 PSIG	0-100 PSIG
P130	P130-02AA	P130-02A	P130-02B	P130-02C
	P130-02AAP*	P130-02AP*	P130-02BP*	P130-02CP*
P134	P134-02AA	P134-02A	P134-02B	P134-02C
	P134-02AAP*	P134-02AP*	P134-02BP*	P134-02CP*

* Panel mount nut included.

Dimensions

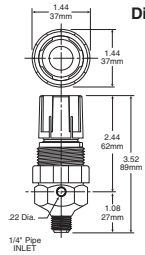

P130

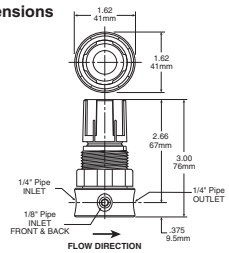

P134

SOLENOID QUICK DUMP VALVE



06T



07T

Features:
- Shuts off incoming pressure while rapidly exhausting downstream pressure
- Large exhaust flow capacities up to 5.0 Cv
- Solenoid operation
- Non-locking manual override
- Inline or Modular Mounting

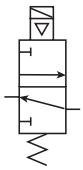

06T – 3/8" Port Dimensions							
A	B	C	D	E	F	G	H
3.36	5.40	2.08	2.17	1.04	1.68	2.07	1.90

07T – 1/2" Port Dimensions							
A	B	C	D	E	F	G	H
3.81	5.96	2.74	2.55	1.37	1.91	2.07	1.90

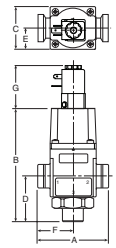

06T

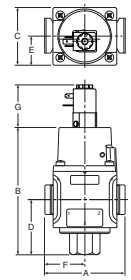

07T

ORDERING INFORMATION

06T	2	53	A	—

Series	Port Size	Operator / Voltage	Engineering Level	Thread Type / Label
06T Solenoid Quick Dump Valve **07T** Solenoid Quick Dump Valve	**2** 3/8 Inch (06T) **3** 1/2 Inch (07T)	**30-145 PSI** **49** 24VDC* **53** 120/60 Hz* **145-200 PSI** **69** 24VDC** **73** 120/60 Hz**	**A** Current	**Blank NPT** 1. BSPP (G)

NOTE: BOLD OPTIONS ARE STANDARD.

* For Voltage Options 49 and 53, use 22mm connectors
**For Voltage Options 69 and 73, use 30mm connectors

SOFT START / QUICK DUMP VALVE

Features:

- Combines Soft Start and Quick Dump Valve in same body.
- Large flow capacities.
- Inline or Modular mounting.
- Air Pilot or Solenoid operation.
- Soft Start flow easily adjusted.
- Pressure & Temperature Ratings:

Solenoid	60 to 150 PSIG 32°F to 140°F
Air Pilot	60 to 150 PSIG 32°F to 160°F
Air Pilot with Prestolok Adaptor	60 to 150 PSIG 32°F to 150°F

CAUTION: The actual maximum pressure and temperature ratings noted above for valves with Prestolok fittings, are dependent upon the type of tubing that is used.

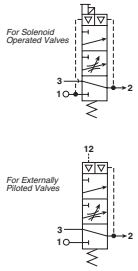



05S Series



06S / 07S Series

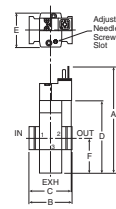

05S

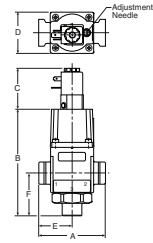

06S

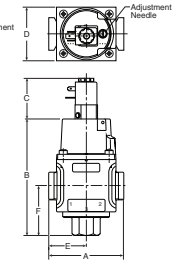

07S

DIMENSIONS

05S – 3/8" Port Dimensions					
A	**B**	**C**	**D**	**E**	
2.00	3.53	1.42	1.65	2.03	
06S – 3/8" Port Dimensions					
A	**B**	**C**	**D**	**E**	**F**
3.36	5.40	2.07	2.08	1.68	2.17
07S – 1/2" Port Dimensions					
A	**B**	**C**	**D**	**E**	**F**
3.81	5.96	2.07	2.74	1.91	2.54

06S	2	53	B	—

Series

05S	**Soft Start / Quick Dump Valve**
06S	**Soft Start / Quick Dump Valve**
07S	**Soft Start / Quick Dump Valve**

Port Size

2	**3/8 Inch (05S / 06S)**
3	**1/2 Inch (07S)**

Operator / Voltage 05S

	05S
XX	Air Pilot
XP	Air Pilot with Prestolok
	30-90 PSI
49	**24VDC**
53	**120VAC**
	90-150 PSI
69	**24VDC**
73	**120VAC**

Operator / Voltage 06S / 07S

	06S / 07S
	30-145 PSI
49	**24VDC***
53	**120/60 Hz***
	145-200 PSI
69	**24VDC****
73	**120/60 Hz****

Engineering Level

A	**05S**
B	**06S / 07S**

Thread Type / Label

Blank NPT
1. BSPP (G)

NOTE: BOLD OPTIONS ARE STANDARD.

* For Voltage Options 49 and 53, use 22mm connectors

**For Voltage Options 69 and 73, use 30mm connectors

AUTO PILOT SOFT START VALVE

Features:

- Smooth start-up of pneumatic system
- Air pilot operation
- Large flow capacities up to 5.5 Cv
- Inline or Modular Mounting

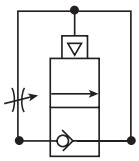



06P



07P

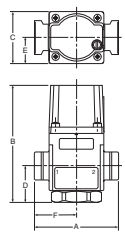

06P

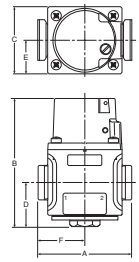

07P

06P – 3/8" Port Dimensions					
A	**B**	**C**	**D**	**E**	**F**
3.36	4.70	2.08	1.48	1.04	1.68
07P – 1/2" Port Dimensions					
A	**B**	**C**	**D**	**E**	**F**
3.81	5.21	2.74	1.80	1.37	1.91

9

ORDERING INFORMATION

06P	2	A	—
Series	**Port Size**	**Engineering Level**	**Thread Type / Label**

Series	Port Size	Engineering Level	Thread Type / Label
06P Auto Pilot Soft Start Valve **07P** Auto Pilot Soft Start Valve	**2** 3/8 Inch (06P) **3** 1/2 Inch (07P)	**A** Current	**Blank** NPT 1. BSPP (G)

NOTE: BOLD OPTIONS ARE STANDARD.

PRESSURE SWITCH

P01908

Features:

- Inline mounting
- 5 amp rated snap action micro switch
- Brass body
- Nitrile diaphragm
- Brass housing
- Compact size
- Flying leads electrical connection
- IP65 Rated
- Field adjustable 25-100 PSIG
- +/- 2% repeatability
- Single pole / Double throw switch



SPECIFICATIONS:

Electrical	5 AMP, 12/24VDC, 125/250VAC
Maximum Inlet Pressure	300 PSIG
Mechanical Life	$2x10^6$ at 75 PSIG
Electrical Connection	18" Flying Leads
Electrical Protection	IP65
Repeatability	±2% at 70°F Ambient
Temperature Range	-40°F to 180°F
Weight	0.23 lb.

KITS AND ACCESSORIES:

Bushing 1/4" to 3/8"	209P-6-4
Bushing 1/4" to 1/2"	209P-8-4

PRESSURE SWITCH

SERIES P01909

Features:

- Inline mounting
- Dial indicator for easy pressure setting
- 5 amp rated snap action micro switch
- Heavy duty Aluminum components
- Compact size
- Din 43650HCM connector
- IP65 Rated
- Field adjustable 30-150 PSIG
- +/- 2% repeatability
- Single pole / Double throw switch
- Nitrile diaphragm
- Anodized Aluminum housing



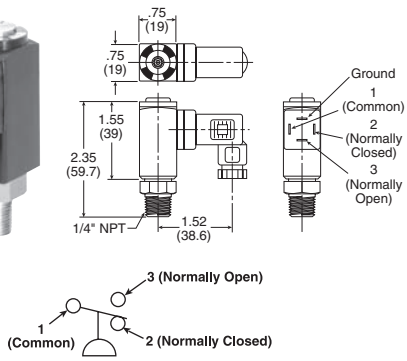

SPECIFICATIONS:

Electrical	5 AMP, 12/24VDC, 125/250VAC
Maximum Inlet Pressure	300 PSIG
Mechanical Life	10^6 at standard operating conditions
Electrical Connection	DIN 43650HCM
Electrical Protection	IP65
Repeatability	±2% at 70°F Ambient
Temperature Range	-40°F to 180°F
Weight	0.13 lb.

KITS AND ACCESSORIES:

Bushing 1/4" to 3/8"	209P-6-4
Bushing 1/4" to 1/2"	209P-8-4