
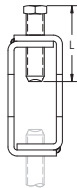
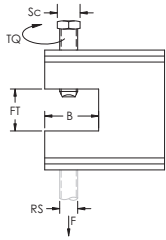


BC13 Welded Beam Clamp, Standard Duty – BC130050EG



- Structural attachment to beams to support threaded rod



Part Number	BC130050EG
Material	Steel
Finish	Electrogalvanized
Rod Size (RS)	1/2"
Flange Thickness (FT)	7/8" Max
B	1 1/8"
Screw Diameter (Sc)	1/2"
Screw Length (L)	1 3/4"
Torque (TQ)	11 ft lb
Static Load (F)	1,100 lb
Standard Packaging Quantity	20 pc
UPC	78285634011

Setscrew must be tightened and torqued onto the sloped side of the I-beam.

Recognizing that torque wrenches are generally not used or available on many job sites, the setscrew should be tightened so it contacts the I-beam and then an additional 1/4 to 1/2 turn added.

WARNING

Pentair products shall be installed and used only as indicated in Pentair's product instruction sheets and training materials. Instruction sheets are available at erico.pentair.com and from your Pentair customer service representative. Improper installation, misuse, misapplication or other failure to completely follow Pentair's instructions and warnings may cause product malfunction, property damage, serious bodily injury and death and/or void your warranty.

© 2017 Pentair. All rights reserved.

Pentair, CADDY, CADWELD, CRITEC, ERICO, ERIFLEX, ERITECH and LENTON are owned by Pentair or its global affiliates.

All other trademarks are the property of their respective owners. Pentair reserves the right to change specifications without prior notice.

