Adapter Sleeves

SNP 3000 Series
Inch Bores

With Nut and Washer
For 230 Series Spherical Bearings



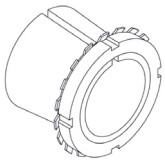

Models Available

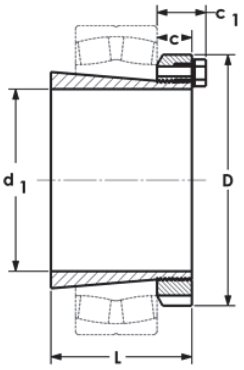

Part No.	Dimension (in)					Nut	Lock Washer	Weight. lb
	d1	L	D	c	C1			
SNP3048 x 8-7/16	8-7/16	5.43	11.44	1.70	2.17	N048	P48	31.0
SNP3048 x 8-1/2	8-1/2	5.43	11.44	1.70	2.17	N048	P48	31.0
SNP3048 x 8-15/16	8-15/16	5.43	11.44	1.70	2.17	N048	P48	32.0
SNP3048 x 9	9	5.43	11.44	1.70	2.17	N048	P48	32.0
SNP3052 x 9-7/16	9-7/16	6.02	12.19	1.77	2.17	N052	P52	41.0
SNP3052 x 9-1/2	9-1/2	6.02	12.19	1.77	2.17	N052	P52	40.0
SNP3056 x 9-15/16	9-15/16	6.19	13.00	1.86	2.33	N056	P56	47.0
SNP3056 x 10	10	6.19	13.00	1.86	2.33	N056	P56	46.0
SNP3056 x 10-7/16	10-7/16	6.19	13.00	1.86	2.33	N056	P56	45.0
SNP3056 x 10-1/2	10-1/2	6.19	13.00	1.86	2.33	N056	P56	45.0
SNP3060 x 10-15/16	10-15/16	6.73	14.19	1.97	2.44	N060	P60	59.0
SNP3060 x 11	11	6.73	14.19	1.97	2.44	N060	P60	59.0
SNP3064 x 11-1/2	11-1/2	6.95	15.00	2.06	2.57	N064	P64	66.0
SNP3064 x 12	12	6.95	15.00	2.06	2.57	N064	P64	66.0
SNP3068 x 12-7/16	12-7/16	7.54	15.75	2.19	2.70	N068	P68	78.0
SNP3068 x 12-1/2	12-1/2	7.54	15.75	2.19	2.70	N068	P68	78.0
SNP3072 x 13-7/16	13-7/16	7.58	16.50	2.19	2.70	N072	P72	86.0
SNP3076 x 13-15/16	13-15/16	7.74	17.75	2.41	2.96	N076	P76	95.0
SNP3076 x 14	14	7.74	17.75	2.41	2.96	N076	P76	95.0
SNP3080 x 15	15	8.41	18.50	2.56	3.11	N080	P80	100.0
SNP3084 x 15-3/4	15-3/4	8.50	19.31	2.56	3.11	N084	P84	105.0
SNP3088 x 16	16	8.98	20.47	2.36	3.03	N088	P88	143.0
SNP3088 x 16-1/2	16-1/2	8.98	20.47	2.36	3.03	N088	P88	143.0
SNP3092 x 17	17	9.21	21.26	2.36	3.03	N092	P92	153.0
SNP3096 x 18	18	9.33	22.05	2.36	3.03	N096	P96	161.0
SNP3500 x 18-1/2	18-1/2	9.72	22.83	2.68	3.21	N500	P500	180.0

Note: C_1 dimension is approximate.

Spanner Wrenches

For 22-248mm Diameter Nuts



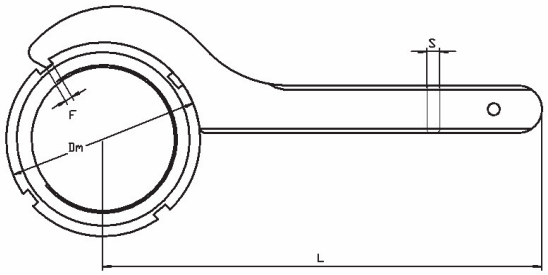

Part No.	Fits Metric Locknut	Fits Inch Locknut	Dm mm	F mm	L mm	S mm
HN1	KM1	N01	22	2	100	4.7
HN2	KM2	N02	25	2.5	100	4.7
HN3	KM3	N03	28	2.5	100	4.7
HN4	KM4	N04	32	2.5	120	4.7
HN5	KM5	N05	38	3	150	4.7
HN6	KM6	N06	45	3.5	180	6.3
HN7	KM7	N07	52	3.5	180	6.3
HN8	KM8	N08	58	4	210	8
HN9	KM9	N09	65	4	210	8
HN10	KM10	N10	70	4	210	8
HN11	KM11	N11	75	4	210	8
HN12	KM12	N12	80	5	240	8
HN13	KM13	N13	85	5	240	8
HN14	KM14	N14	92	5	240	8
HN15	KM15	AN15	98	5	240	8
HN16	KM16	AN16	105	5	240	8
HN17	KM17	AN17	110	5	280	12.7
HN18	KM18	AN18	120	5	280	12.7

Part No.	Fits Metric Locknut	Fits Inch Locknut	Dm mm	F mm	L mm	S mm
HN19	KM19	AN19	125	5	280	12.7
HN20	KM20	AN20	130	5	280	12.7
HN21	KM21	AN21	140	6	320	12.7
HN22	KM22	N022 / AN22	145	6	320	12.7
HN23	KM23	—	148	11	394	12.7
HN24	KM24	N024 / AN24	153	11	417	12.7
HN25	KM25	—	158	11	429	127
HN26	KM26	N026 / AN26	163	11	437	12.7
HN27	KM27	—	173	13	452	15.8
HN28	KM28	N028 / AN28	178	13	464	15.8
HN29	KM29	—	188	13	484	15.8
HN30	KM30	N030 / AN30	193	13	497	15.8
HN31	KM31	—	198	15	509	15.8
HN32/33	KM32/33	N032 / AN32	208	15	519	15.8
HN34	KM34	N034 / AN34	218	15	544	15.8
HN36	KM36	N036 / AN36	228	17	564	15.8
HN38	KM38	N038 / AN38	238	17	584	15.8
HN40	KM40	N040 / AN40	248	17	604	15.8