HUYETT.COM • 785-392-3017
BOX 232 • MINNEAPOLIS, KS • 67467
SALES@HUYETT.COM • FAX 785-392-2845

DIN 1474 (SIMILAR TO TYPE D)

DESCRIPTION

Three half-length reverse tapered grooves. Designed specifically as a lever, stop, or roller pivot. The reverse tapered grooves provide maximum holding power. DIN 1474 is not interchangeable with ASME Type D.

HOW TO IDENTIFY

1. Verify three half-length reverse tapered grooves.
2. Measure the diameter (A).
3. Measure the length (L).
4. Find the part in the chart below.



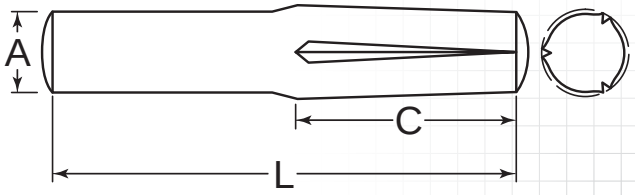

PREFIX MATERIAL/FINISH

DIN 1474 identified by "-74" at end of item number.

GPM = CARBON STEEL, PLAIN*

ADDITIONAL SIZES AND FINISHES MAY BE AVAILABLE UPON REQUEST

ITEM NUMBER	(L) OVERALL LENGTH	(C) GROOVE LENGTH
1.500 mm (A) Outside Diameter: +0.000/-0.040 mm		
	+0.050/-0.050 mm	
GPM-015-004-74	4.000 mm	2.000 mm
GPM-015-005-74	5.000 mm	2.500 mm
GPM-015-006-74	6.000 mm	3.000 mm
GPM-015-008-74	8.000 mm	4.000 mm
GPM-015-010-74	10.000 mm	5.000 mm
GPM-015-012-74	12.000 mm	6.000 mm
GPM-015-014-74	14.000 mm	7.000 mm
GPM-015-016-74	16.000 mm	8.000 mm
GPM-015-018-74	18.000 mm	9.000 mm
GPM-015-020-74	20.000 mm	10.000 mm
2.000 mm (A) Outside Diameter: +0.000/-0.040 mm		
	+0.050/-0.050 mm	
GPM-020-004-74	4.000 mm	2.000 mm
GPM-020-005-74	5.000 mm	2.500 mm
GPM-020-006-74	6.000 mm	3.000 mm
GPM-020-008-74	8.000 mm	4.000 mm
GPM-020-010-74	10.000 mm	5.000 mm
GPM-020-012-74	12.000 mm	6.000 mm
GPM-020-014-74	14.000 mm	7.000 mm
GPM-020-016-74	16.000 mm	8.000 mm
GPM-020-018-74	18.000 mm	9.000 mm
GPM-020-020-74	20.000 mm	10.000 mm
GPM-020-022-74	22.000 mm	11.000 mm
GPM-020-024-74	24.000 mm	12.000 mm
GPM-020-026-74	26.000 mm	13.000 mm
GPM-020-028-74	28.000 mm	14.000 mm
GPM-020-030-74	30.000 mm	15.000 mm
2.500 mm (A) Outside Diameter: +0.000/-0.040 mm		
	+0.050/-0.050 mm	
GPM-025-006-74	6.000 mm	3.000 mm
GPM-025-008-74	8.000 mm	4.000 mm
GPM-025-010-74	10.000 mm	5.000 mm
GPM-025-012-74	12.000 mm	6.000 mm
GPM-025-014-74	14.000 mm	7.000 mm
GPM-025-016-74	16.000 mm	8.000 mm
GPM-025-018-74	18.000 mm	9.000 mm
GPM-025-020-74	20.000 mm	10.000 mm
GPM-025-022-74	22.000 mm	11.000 mm
GPM-025-024-74	24.000 mm	12.000 mm
GPM-025-026-74	26.000 mm	13.000 mm
GPM-025-028-74	28.000 mm	14.000 mm
GPM-025-030-74	30.000 mm	15.000 mm
3.000 mm (A) Outside Diameter: +0.000/-0.040 mm		
	+0.050/-0.050 mm	
GPM-030-006-74	6.000 mm	3.000 mm
GPM-030-008-74	8.000 mm	4.000 mm
GPM-030-010-74	10.000 mm	5.000 mm

FOR DETAILED SPECIFICATIONS AND TOLERANCES, VISIT HUYETT.COM.

Prices, materials, dimensions, tolerances, designs, and grades subject to change without notice. © 2015 G.L. Huyett

**Limited warranty for surface finish: 30 days from date of shipment. See page 8 for details.*

(SIMILAR TO TYPE D)

DIN 1474

ITEM NUMBER	(L) OVERALL LENGTH	(C) GROOVE LENGTH
GPM-030-012-74	12.000 mm	6.000 mm
GPM-030-014-74	14.000 mm	7.000 mm
GPM-030-016-74	16.000 mm	8.000 mm
GPM-030-018-74	18.000 mm	9.000 mm
GPM-030-020-74	20.000 mm	10.000 mm
GPM-030-022-74	22.000 mm	11.000 mm
GPM-030-024-74	24.000 mm	12.000 mm
GPM-030-026-74	26.000 mm	13.000 mm
GPM-030-028-74	28.000 mm	14.000 mm
GPM-030-030-74	30.000 mm	15.000 mm
GPM-030-032-74	32.000 mm	16.000 mm
GPM-030-036-74	36.000 mm	18.000 mm
GPM-030-040-74	40.000 mm	20.000 mm

4.000 mm

(A) Outside Diameter: +0.000/-0.070 mm

	+0.050/-0.050 mm	
GPM-040-006-74	6.000 mm	3.000 mm
GPM-040-008-74	8.000 mm	4.000 mm
GPM-040-010-74	10.000 mm	5.000 mm
GPM-040-012-74	12.000 mm	6.000 mm
GPM-040-014-74	14.000 mm	7.000 mm
GPM-040-016-74	16.000 mm	8.000 mm
GPM-040-018-74	18.000 mm	9.000 mm
GPM-040-020-74	20.000 mm	10.000 mm
GPM-040-022-74	22.000 mm	11.000 mm
GPM-040-024-74	24.000 mm	12.000 mm
GPM-040-026-74	26.000 mm	13.000 mm
GPM-040-028-74	28.000 mm	14.000 mm
GPM-040-030-74	30.000 mm	15.000 mm
GPM-040-032-74	32.000 mm	16.000 mm
GPM-040-036-74	36.000 mm	18.000 mm
GPM-040-040-74	40.000 mm	20.000 mm
GPM-040-045-74	45.000 mm	22.500 mm

5.000 mm

(A) Outside Diameter: +0.000/-0.070 mm

	+0.050/-0.050 mm	
GPM-050-008-74	8.000 mm	4.000 mm
GPM-050-010-74	10.000 mm	5.000 mm
GPM-050-012-74	12.000 mm	6.000 mm
GPM-050-014-74	14.000 mm	7.000 mm
GPM-050-016-74	16.000 mm	8.000 mm
GPM-050-018-74	18.000 mm	9.000 mm
GPM-050-020-74	20.000 mm	10.000 mm
GPM-050-022-74	22.000 mm	11.000 mm
GPM-050-024-74	24.000 mm	12.000 mm
GPM-050-026-74	26.000 mm	13.000 mm
GPM-050-028-74	28.000 mm	14.000 mm
GPM-050-030-74	30.000 mm	15.000 mm
GPM-050-032-74	32.000 mm	16.000 mm
GPM-050-036-74	36.000 mm	18.000 mm
GPM-050-040-74	40.000 mm	20.000 mm

ITEM NUMBER	(L) OVERALL LENGTH	(C) GROOVE LENGTH
GPM-050-045-74	45.000 mm	22.500 mm
GPM-050-050-74	50.000 mm	25.000 mm

6.000 mm

(A) Outside Diameter: +0.000/-0.070 mm

	+0.050/-0.050 mm	
GPM-060-008-74	8.000 mm	4.000 mm
GPM-060-010-74	10.000 mm	5.000 mm
GPM-060-012-74	12.000 mm	6.000 mm
GPM-060-014-74	14.000 mm	7.000 mm
GPM-060-016-74	16.000 mm	8.000 mm
GPM-060-018-74	18.000 mm	9.000 mm
GPM-060-020-74	20.000 mm	10.000 mm
GPM-060-022-74	22.000 mm	11.000 mm
GPM-060-024-74	24.000 mm	12.000 mm
GPM-060-026-74	26.000 mm	13.000 mm
GPM-060-028-74	28.000 mm	14.000 mm
GPM-060-030-74	30.000 mm	15.000 mm
GPM-060-032-74	32.000 mm	16.000 mm
GPM-060-036-74	36.000 mm	18.000 mm
GPM-060-040-74	40.000 mm	20.000 mm
GPM-060-045-74	45.000 mm	22.500 mm
GPM-060-050-74	50.000 mm	25.000 mm
GPM-060-055-74	5.000 mm	2.500 mm
GPM-060-060-74	60.000 mm	30.000 mm

8.000 mm

(A) Outside Diameter: +0.000/-0.090 mm

	+0.050/-0.050 mm	
GPM-080-010-74	10.000 mm	5.000 mm
GPM-080-012-74	12.000 mm	6.000 mm
GPM-080-014-74	14.000 mm	7.000 mm
GPM-080-016-74	16.000 mm	8.000 mm
GPM-080-018-74	18.000 mm	9.000 mm
GPM-080-020-74	20.000 mm	10.000 mm
GPM-080-022-74	22.000 mm	11.000 mm
GPM-080-024-74	24.000 mm	12.000 mm
GPM-080-026-74	26.000 mm	13.000 mm
GPM-080-028-74	28.000 mm	14.000 mm
GPM-080-030-74	30.000 mm	15.000 mm
GPM-080-032-74	32.000 mm	16.000 mm
GPM-080-036-74	36.000 mm	18.000 mm
GPM-080-040-74	40.000 mm	20.000 mm
GPM-080-045-74	45.000 mm	22.500 mm
GPM-080-050-74	50.000 mm	25.000 mm
GPM-080-055-74	55.000 mm	27.500 mm
GPM-080-060-74	60.000 mm	30.000 mm
GPM-080-065-74	65.000 mm	32.500 mm
GPM-080-070-74	70.000 mm	35.000 mm

Prices, materials, dimensions, tolerances, designs, and grades subject to change without notice. © 2015 G.L. Huyett

**Limited warranty for surface finish: 30 days from date of shipment. See page 8 for details.*

HUYETT.COM • 785-392-3017

BOX 232 • MINNEAPOLIS, KS • 67467

SALES@HUYETT.COM • FAX 785-392-2845

DIN 1474 (SIMILAR TO TYPE D)

PREFIX	MATERIAL/FINISH
GPM	= CARBON STEEL, PLAIN*

DIN 1474 identified by "-74" at end of item number.

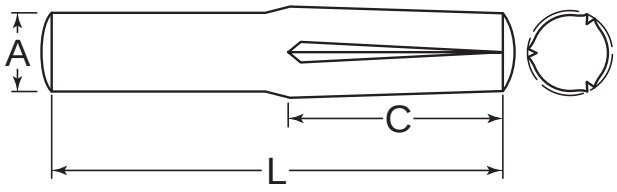

10.000 mm
(A) Outside Diameter: +0.000/-0.090 mm

ITEM NUMBER	(L) OVERALL LENGTH +0.050/-0.050 mm	(C) GROOVE LENGTH
GPM-100-014-74	14.000 mm	7.000 mm
GPM-100-016-74	16.000 mm	8.000 mm
GPM-100-018-74	18.000 mm	9.000 mm
GPM-100-020-74	20.000 mm	10.000 mm
GPM-100-022-74	22.000 mm	11.000 mm
GPM-100-025-74	25.000 mm	12.500 mm
GPM-100-028-74	28.000 mm	14.000 mm
GPM-100-030-74	30.000 mm	15.000 mm
GPM-100-032-74	32.000 mm	16.000 mm
GPM-100-036-74	36.000 mm	18.000 mm
GPM-100-040-74	40.000 mm	20.000 mm
GPM-100-045-74	45.000 mm	22.500 mm
GPM-100-050-74	50.000 mm	25.000 mm
GPM-100-055-74	55.000 mm	27.500 mm
GPM-100-060-74	60.000 mm	30.000 mm
GPM-100-065-74	65.000 mm	32.500 mm
GPM-100-070-74	70.000 mm	35.000 mm
GPM-100-080-74	80.000 mm	40.000 mm
GPM-100-090-74	90.000 mm	45.000 mm
GPM-100-100-74	100.000 mm	50.000 mm
GPM-100-110-74	110.000 mm	55.000 mm
GPM-100-120-74	120.000 mm	60.000 mm

12.000 mm
(A) Outside Diameter: +0.000/-0.110 mm

ITEM NUMBER	(L) OVERALL LENGTH +0.100/-0.100 mm	(C) GROOVE LENGTH
GPM-120-014-74	14.000 mm	7.000 mm
GPM-120-016-74	16.000 mm	8.000 mm
GPM-120-018-74	18.000 mm	9.000 mm
GPM-120-020-74	20.000 mm	10.000 mm
GPM-120-022-74	22.000 mm	11.000 mm
GPM-120-025-74	25.000 mm	12.500 mm
GPM-120-028-74	28.000 mm	14.000 mm
GPM-120-030-74	30.000 mm	15.000 mm
GPM-120-032-74	32.000 mm	16.000 mm
GPM-120-036-74	36.000 mm	18.000 mm
GPM-120-040-74	40.000 mm	20.000 mm
GPM-120-045-74	45.000 mm	22.500 mm
GPM-120-050-74	50.000 mm	25.000 mm
GPM-120-055-74	55.000 mm	27.500 mm
GPM-120-060-74	60.000 mm	30.000 mm
GPM-120-065-74	65.000 mm	32.500 mm
GPM-120-070-74	70.000 mm	35.000 mm
GPM-120-080-74	80.000 mm	40.000 mm
GPM-120-090-74	90.000 mm	45.000 mm
GPM-120-100-74	100.000 mm	50.000 mm
GPM-120-110-74	110.000 mm	55.000 mm
GPM-120-120-74	120.000 mm	60.000 mm

14.000 mm
(A) Outside Diameter: +0.000/-0.110 mm

ITEM NUMBER	(L) OVERALL LENGTH +0.100/-0.100 mm	(C) GROOVE LENGTH
GPM-140-036-74	36.000 mm	18.000 mm
GPM-140-040-74	40.000 mm	20.000 mm
GPM-140-045-74	45.000 mm	22.500 mm
GPM-140-050-74	50.000 mm	25.000 mm
GPM-140-055-74	55.000 mm	27.500 mm
GPM-140-060-74	60.000 mm	30.000 mm
GPM-140-065-74	65.000 mm	32.500 mm
GPM-140-070-74	70.000 mm	35.000 mm
GPM-140-080-74	80.000 mm	40.000 mm
GPM-140-090-74	90.000 mm	45.000 mm
GPM-140-100-74	100.000 mm	50.000 mm
GPM-140-110-74	110.000 mm	55.000 mm
GPM-140-120-74	120.000 mm	60.000 mm

16.000 mm
(A) Outside Diameter: +0.000/-0.110 mm

ITEM NUMBER	(L) OVERALL LENGTH +0.100/-0.100 mm	(C) GROOVE LENGTH
GPM-160-036-74	36.000 mm	18.000 mm
GPM-160-040-74	40.000 mm	20.000 mm
GPM-160-045-74	45.000 mm	22.500 mm
GPM-160-050-74	50.000 mm	25.000 mm
GPM-160-055-74	55.000 mm	27.500 mm
GPM-160-060-74	60.000 mm	30.000 mm
GPM-160-065-74	65.000 mm	32.500 mm
GPM-160-070-74	70.000 mm	35.000 mm
GPM-160-080-74	80.000 mm	40.000 mm
GPM-160-090-74	90.000 mm	45.000 mm
GPM-160-100-74	100.000 mm	50.000 mm
GPM-160-110-74	110.000 mm	55.000 mm
GPM-160-120-74	120.000 mm	60.000 mm

HUYETT.COM

FOR DETAILED SPECIFICATIONS AND TOLERANCES, VISIT HUYETT.COM.

Prices, materials, dimensions, tolerances, designs, and grades subject to change without notice. © 2015 G.L. Huyett

**Limited warranty for surface finish: 30 days from date of shipment. See page 8 for details.*