HEADLESS – DRILLED

DESCRIPTION

These solid pins are drilled on each chamfered end. The pins are held in place by wire form pins. These pins are used in yokes or blind holes.

HOW TO IDENTIFY

1. Verify drilled holes on each end.
2. Measure diameter (A).
3. Measure effective length (C).
4. Find the part in the chart below.



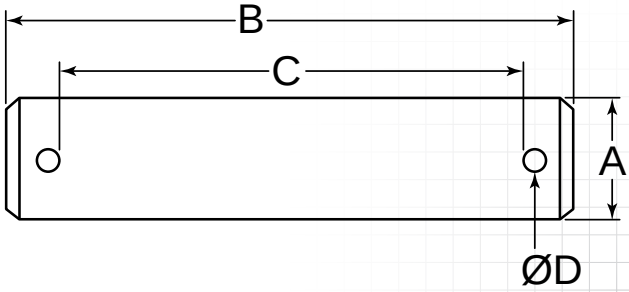

PREFIX MATERIAL/FINISH

HLP = MEDIUM CARBON STEEL, ZINC CLEAR
HLPS = STAINLESS STEEL, PLAIN
Material/finish combinations may not be available in all sizes.

ITEM NUMBER	(A) OUTSIDE DIAMETER +.000/-.002"	(C) EFFECTIVE LENGTH +.030/-.000"	(B) OVERALL LENGTH +.025/-.025"	(D) HOLE DIAMETER +.010/-.005"
PREFIX-0187-0718	.188" (3/16)	.719" (23/32)	1.000" (1)	.078" (5/64)
PREFIX-0187-0750	.188" (3/16)	.750" (3/4)	1.031" (1-1/32)	.078" (5/64)
PREFIX-0187-1000	.188" (3/16)	1.000" (1)	1.281" (1-9/32)	.078" (5/64)
PREFIX-0187-1250	.188" (3/16)	1.250" (1-1/4)	1.531" (1-17/32)	.078" (5/64)
PREFIX-0187-1500	.188" (3/16)	1.500" (1-1/2)	1.719" (1-23/32)	.078" (5/64)
PREFIX-0250-0718	.250" (1/4)	.719" (23/32)	1.000" (1)	.078" (5/64)
PREFIX-0250-0750	.250" (1/4)	.750" (3/4)	1.031" (1-1/32)	.078" (5/64)
PREFIX-0250-1000	.250" (1/4)	1.000" (1)	1.281" (1-9/32)	.078" (5/64)
PREFIX-0250-1250	.250" (1/4)	1.250" (1-1/4)	1.531" (1-17/32)	.078" (5/64)
PREFIX-0250-1500	.250" (1/4)	1.500" (1-1/2)	1.781" (1-25/32)	.078" (5/64)
PREFIX-0312-0531	.313" (5/16)	.531" (17/32)	1.000" (1)	.109" (7/64)
PREFIX-0312-0750	.313" (5/16)	.750" (3/4)	1.094" (1-3/32)	.109" (7/64)
PREFIX-0312-1000	.313" (5/16)	1.000" (1)	1.344" (1-11/32)	.109" (7/64)
PREFIX-0312-1250	.313" (5/16)	1.250" (1-1/4)	1.594" (1-19/32)	.109" (7/64)
PREFIX-0312-1500	.313" (5/16)	1.500" (1-1/2)	1.844" (1-27/32)	.109" (7/64)
PREFIX-0375-0531	.375" (3/8)	.531" (17/32)	1.000" (1)	.109" (7/64)
PREFIX-0375-1000	.375" (3/8)	1.000" (1)	1.344" (1-11/32)	.109" (7/64)
PREFIX-0375-1250	.375" (3/8)	1.250" (1-1/4)	1.594" (1-19/32)	.109" (7/64)
PREFIX-0375-1500	.375" (3/8)	1.500" (1-1/2)	1.844" (1-27/32)	.109" (7/64)

TO ORDER, REPLACE PREFIX WITH YOUR CHOICE:
HLP • HLPS

IN STOCK
ORDERS SHIP NEXT BUSINESS DAY

FOR DETAILED SPECIFICATIONS AND TOLERANCES, VISIT HUYETT.COM.

Prices, materials, dimensions, tolerances, designs, and grades subject to change without notice. © 2015 G.L. Huyett

HUYETT.COM • 785-392-3017
BOX 232 • MINNEAPOLIS, KS • 67467
SALES@HUYETT.COM • FAX 785-392-2845

HEADLESS – DRILLED

PREFIX		MATERIAL/FINISH
HLP	=	MEDIUM CARBON STEEL, ZINC CLEAR
HLPS	=	STAINLESS STEEL, PLAIN

Material/finish combinations may not be available in all sizes.

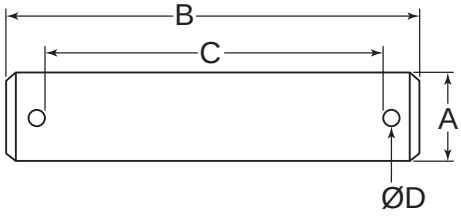

ITEM NUMBER	(A) OUTSIDE DIAMETER +.000/-.002"	(C) EFFECTIVE LENGTH +.030/-.000"	(B) OVERALL LENGTH +.025/-.025"	(D) HOLE DIAMETER +.010/-.005"
PREFIX-0375-2000	.375" (3/8)	2.000" (2)	2.344" (2-11/32)	.109" (7/64)
PREFIX-0375-2500	.375" (3/8)	2.500" (2-1/2)	2.844" (2-27/32)	.109" (7/64)
PREFIX-0375-3000	.375" (3/8)	3.000" (3)	3.344" (3-11/32)	.109" (7/64)
PREFIX-0437-0531	.438" (7/16)	.531" (17/32)	1.000" (1)	.141" (9/64)
PREFIX-0500-1000	.500" (1/2)	1.000" (1)	1.406" (1-13/32)	.141" (9/64)
PREFIX-0500-1250	.500" (1/2)	1.250" (1-1/4)	1.656" (1-21/32)	.141" (9/64)
PREFIX-0500-1500	.500" (1/2)	1.500" (1-1/2)	1.906" (1-29/32)	.141" (9/64)
PREFIX-0500-1531	.500" (1/2)	1.531" (1-17/32)	2.000" (2)	.141" (9/64)
PREFIX-0500-2000	.500" (1/2)	2.000" (2)	2.406" (2-13/32)	.141" (9/64)
PREFIX-0500-2500	.500" (1/2)	2.500" (2-1/2)	2.906" (2-29/32)	.141" (9/64)
PREFIX-0500-3000	.500" (1/2)	3.000" (3)	3.406" (3-13/32)	.141" (9/64)
PREFIX-0625-1531	.625" (5/8)	1.531" (1-17/32)	2.000" (2)	.156" (5/32)
PREFIX-0750-1531	.750" (3/4)	1.531" (1-17/32)	2.000" (2)	.156" (5/32)
PREFIX-0875-1390	.875" (7/8)	1.391" (1-25/64)	2.000" (2)	.203" (13/64)
PREFIX-1000-1390	1.000" (1)	1.391" (1-25/64)	2.000" (2)	.203" (13/64)
PREFIX-1125-2390	1.125" (1-1/8)	2.391" (2-25/64)	3.000" (3)	.203" (13/64)
PREFIX-1250-2250	1.250" (1-1/4)	2.250" (2-1/4)	3.000" (3)	.250" (1/4)
PREFIX-1375-2250	1.375" (1-3/8)	2.250" (2-1/4)	3.000" (3)	.250" (1/4)
PREFIX-1500-2250	1.500" (1-1/2)	2.250" (2-1/4)	3.000" (3)	.250" (1/4)
PREFIX-1625-2250	1.625" (1-5/8)	2.250" (2-1/4)	3.000" (3)	.250" (1/4)
PREFIX-1750-2250	1.750" (1-3/4)	2.250" (2-1/4)	3.000" (3)	.250" (1/4)
PREFIX-1875-2250	1.875" (1-7/8)	2.250" (2-1/4)	3.000" (3)	.250" (1/4)
PREFIX-2000-2250	2.000" (2)	2.250" (2-1/4)	3.000" (3)	.250" (1/4)

APPLICATION

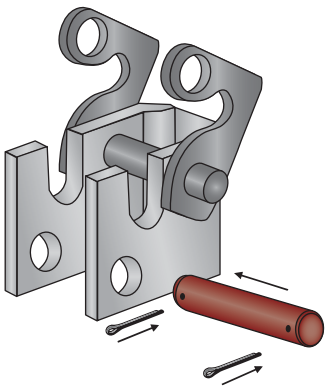

USED IN COMBINATION WITH COTTER PINS TO SECURE A TRAILER HITCH

PEOPLE WHO BOUGHT THESE ALSO BOUGHT

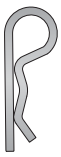

BRIDGE PINS
Page 106



COTTER PINS
Page 82

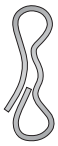

BOW TIE COTTER PINS
Page 96



DOUBLE-LOOP BRIDGE PINS
Page 116

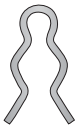

HAIR PINS
Page 119



CIRCLE COTTER PINS
Page 98



RING COTTER PINS
Page 97

FOR DETAILED SPECIFICATIONS AND TOLERANCES, VISIT HUYETT.COM.

Prices, materials, dimensions, tolerances, designs, and grades subject to change without notice. © 2015 G.L. Huyett