# (SIMILAR TO TYPE B) DIN 1472

## DESCRIPTION

Three half-length tapered grooves. This allows a smooth end for use as a hinge, pivot, or stop. Ideal for applications requiring superior locking effect and ease of assembly. DIN 1472 is not interchangeable with ASME Type B.

## HOW TO IDENTIFY

1. Verify three half-length tapered grooves.
2. Measure the diameter (A).
3. Measure the length (L).
4. Find the part in the chart below.



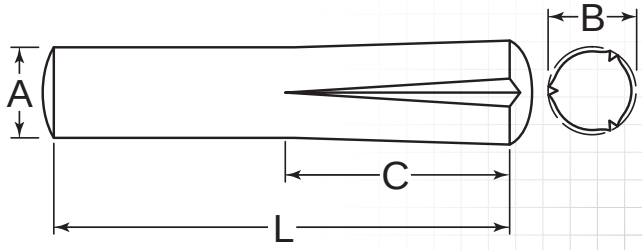


## PREFIX MATERIAL/FINISH

DIN 1472 identified by "-72" at end of item number.

GPM = LOW CARBON STEEL, PLAIN*

ADDITIONAL SIZES AND FINISHES MAY BE AVAILABLE UPON REQUEST.

| ITEM NUMBER | (L) OVERALL LENGTH | (C) GROOVE LENGTH |
|---|---|---|
| **1.500 mm** (A) Outside Diameter: +0.000/-0.025 mm | | |
| (B) Expanded Diameter: 1.600 mm +0.050/-0.000 mm | | |
| | +0.240/-0.240 mm | |
| GPM-015-004-72 | 4.000 mm | 2.000 mm |
| GPM-015-005-72 | 5.000 mm | 2.500 mm |
| GPM-015-006-72 | 6.000 mm | 3.000 mm |
| | +0.290/-0.290 mm | |
| GPM-015-008-72 | 8.000 mm | 4.000 mm |
| GPM-015-010-72 | 10.000 mm | 5.000 mm |
| | +0.350/-0.350 mm | |
| GPM-015-012-72 | 12.000 mm | 6.000 mm |
| **2.000 mm** (A) Outside Diameter: +0.000/-0.025 mm | | |
| (B) Expanded Diameter: 2.150 mm +0.050/-0.000 mm | | |
| | +0.240/-0.240 mm | |
| GPM-020-004-72 | 4.000 mm | 2.000 mm |
| GPM-020-005-72 | 5.000 mm | 2.500 mm |
| GPM-020-006-72 | 6.000 mm | 3.000 mm |
| | +0.290/-0.290 mm | |
| GPM-020-008-72 | 8.000 mm | 4.000 mm |
| GPM-020-010-72 | 10.000 mm | 5.000 mm |

| ITEM NUMBER | (L) OVERALL LENGTH | (C) GROOVE LENGTH |
|---|---|---|
| | +0.350/-0.350 mm | |
| GPM-020-012-72 | 12.000 mm | 6.000 mm |
| GPM-020-014-72 | 14.000 mm | 7.000 mm |
| GPM-020-016-72 | 16.000 mm | 8.000 mm |
| GPM-020-018-72 | 18.000 mm | 9.000 mm |
| | +0.420/-0.420 mm | |
| GPM-020-020-72 | 20.000 mm | 10.000 mm |
| GPM-020-022-72 | 22.000 mm | 11.000 mm |
| GPM-020-024-72 | 24.000 mm | 12.000 mm |
| GPM-020-026-72 | 26.000 mm | 13.000 mm |
| GPM-020-028-72 | 28.000 mm | 14.000 mm |
| GPM-020-030-72 | 30.000 mm | 15.000 mm |
| **2.500 mm** (A) Outside Diameter: +0.000/-0.025 mm | | |
| (B) Expanded Diameter: 2.650 mm +0.050/-0.050 mm | | |
| | +0.240/-0.240 mm | |
| GPM-025-006-72 | 6.000 mm | 3.000 mm |
| | +0.290/-0.290 mm | |
| GPM-025-008-72 | 8.000 mm | 4.000 mm |
| GPM-025-010-72 | 10.000 mm | 5.000 mm |


*Prices, materials, dimensions, tolerances, designs, and grades subject to change without notice. © 2015 G.L. Huyett*
**Limited warranty for surface finish: 30 days from date of shipment. See page 8 for details.*

HUYETT.COM • 785-392-3017

BOX 232 • MINNEAPOLIS, KS • 67467

SALES@HUYETT.COM • FAX 785-392-2845

# DIN 1472 (SIMILAR TO TYPE B)

| PREFIX | MATERIAL/FINISH |
|---|---|
| GPM | = LOW CARBON STEEL, PLAIN* |

DIN 1472 identified by "-72" at end of item number.

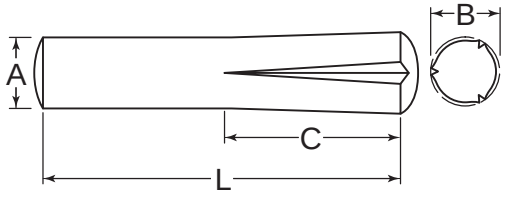


## 2.500 mm
(A) Outside Diameter: +0.000/-0.025 mm

(B) Expanded Diameter: 2.650 mm +0.050/-0.050 mm

| ITEM NUMBER | (L) OVERALL LENGTH | (C) GROOVE LENGTH |
|---|---|---|
| | +0.350/-0.350 mm | |
| GPM-025-012-72 | 12.000 mm | 6.000 mm |
| GPM-025-014-72 | 14.000 mm | 7.000 mm |
| GPM-025-016-72 | 16.000 mm | 8.000 mm |
| GPM-025-018-72 | 18.000 mm | 9.000 mm |
| | +0.420/-0.420 mm | |
| GPM-025-020-72 | 20.000 mm | 10.000 mm |
| GPM-025-022-72 | 22.000 mm | 11.000 mm |
| GPM-025-024-72 | 24.000 mm | 12.000 mm |
| GPM-025-026-72 | 26.000 mm | 13.000 mm |
| GPM-025-028-72 | 28.000 mm | 14.000 mm |
| GPM-025-030-72 | 30.000 mm | 15.000 mm |

## 3.000 mm
(A) Outside Diameter: +0.000/-0.025 mm

(B) Expanded Diameter: 3.200 mm +0.050/-0.050 mm

| ITEM NUMBER | (L) OVERALL LENGTH | (C) GROOVE LENGTH |
|---|---|---|
| | +0.240/-0.240 mm | |
| GPM-030-006-72 | 6.000 mm | 3.000 mm |
| | +0.290/-0.290 mm | |
| GPM-030-008-72 | 8.000 mm | 4.000 mm |
| GPM-030-010-72 | 10.000 mm | 5.000 mm |
| | +0.350/-0.350 mm | |
| GPM-030-012-72 | 12.000 mm | 6.000 mm |
| GPM-030-014-72 | 14.000 mm | 7.000 mm |
| GPM-030-016-72 | 16.000 mm | 8.000 mm |
| GPM-030-018-72 | 18.000 mm | 9.000 mm |
| | +0.420/-0.420 mm | |
| GPM-030-020-72 | 20.000 mm | 10.000 mm |
| GPM-030-022-72 | 22.000 mm | 11.000 mm |
| GPM-030-024-72 | 24.000 mm | 12.000 mm |
| GPM-030-026-72 | 26.000 mm | 13.000 mm |
| GPM-030-028-72 | 28.000 mm | 14.000 mm |
| GPM-030-030-72 | 30.000 mm | 15.000 mm |
| | +0.500/-0.500 mm | |
| GPM-030-036-72 | 36.000 mm | 18.000 mm |

## 4.000 mm
(A) Outside Diameter: +0.000/-0.025 mm

(B) Expanded Diameter: 4.250 mm +0.050/-0.050 mm

| ITEM NUMBER | (L) OVERALL LENGTH | (C) GROOVE LENGTH |
|---|---|---|
| | +0.240/-0.240 mm | |
| GPM-040-006-72 | 6.000 mm | 3.000 mm |
| | +0.290/-0.290 mm | |
| GPM-040-008-72 | 8.000 mm | 4.000 mm |
| GPM-040-010-72 | 10.000 mm | 5.000 mm |
| | +0.350/-0.350 mm | |
| GPM-040-012-72 | 12.000 mm | 6.000 mm |
| GPM-040-014-72 | 14.000 mm | 7.000 mm |
| GPM-040-016-72 | 16.000 mm | 8.000 mm |
| GPM-040-018-72 | 18.000 mm | 9.000 mm |
| | +0.420/-0.420 mm | |
| GPM-040-020-72 | 20.000 mm | 10.000 mm |
| GPM-040-022-72 | 22.000 mm | 11.000 mm |
| GPM-040-024-72 | 24.000 mm | 12.000 mm |
| GPM-040-026-72 | 26.000 mm | 13.000 mm |
| GPM-040-028-72 | 28.000 mm | 14.000 mm |
| GPM-040-030-72 | 30.000 mm | 15.000 mm |
| GPM-040-032-72 | 32.000 mm | 16.000 mm |
| | +0.500/-0.500 mm | |
| GPM-040-036-72 | 36.000 mm | 18.000 mm |
| GPM-040-040-72 | 40.000 mm | 20.000 mm |
| GPM-040-045-72 | 45.000 mm | 22.500 mm |

## 5.000 mm
(A) Outside Diameter: +0.000/-0.025 mm

(B) Expanded Diameter: 5.250 mm +0.050/-0.050 mm

| ITEM NUMBER | (L) OVERALL LENGTH | (C) GROOVE LENGTH |
|---|---|---|
| | +0.290/-0.290 mm | |
| GPM-050-008-72 | 8.000 mm | 4.000 mm |
| GPM-050-010-72 | 10.000 mm | 5.000 mm |
| | +0.350/-0.350 mm | |
| GPM-050-012-72 | 12.000 mm | 6.000 mm |
| GPM-050-014-72 | 14.000 mm | 7.000 mm |
| GPM-050-016-72 | 16.000 mm | 8.000 mm |
| GPM-050-018-72 | 18.000 mm | 9.000 mm |
| | +0.420/-0.420 mm | |
| GPM-050-020-72 | 20.000 mm | 10.000 mm |
| GPM-050-022-72 | 22.000 mm | 11.000 mm |
| GPM-050-024-72 | 24.000 mm | 12.000 mm |
| GPM-050-026-72 | 26.000 mm | 13.000 mm |
| GPM-050-028-72 | 28.000 mm | 14.000 mm |
| GPM-050-030-72 | 30.000 mm | 15.000 mm |
| GPM-050-032-72 | 32.000 mm | 16.000 mm |
| | +0.500/-0.500 mm | |
| GPM-050-036-72 | 36.000 mm | 18.000 mm |
| GPM-050-040-72 | 40.000 mm | 20.000 mm |
| GPM-050-045-72 | 45.000 mm | 22.500 mm |
| GPM-050-050-72 | 50.000 mm | 25.000 mm |

FOR DETAILED SPECIFICATIONS AND TOLERANCES, VISIT HUYETT.COM.

*Prices, materials, dimensions, tolerances, designs, and grades subject to change without notice. © 2015 G.L. Huyett*

**Limited warranty for surface finish: 30 days from date of shipment. See page 8 for details.*

## (SIMILAR TO TYPE B)

# DIN 1472

| ITEM NUMBER | (L) OVERALL LENGTH | (C) GROOVE LENGTH |
|---|---|---|
| **6.000 mm** (A) Outside Diameter: +0.000/-0.025 mm | | |
| (B) Expanded Diameter: 6.300 mm +0.050/-0.050 mm | | |
| | +0.290/-0.290 mm | |
| GPM-060-008-72 | 8.000 mm | 4.000 mm |
| GPM-060-010-72 | 10.000 mm | 5.000 mm |
| | +0.350/-0.350 mm | |
| GPM-060-012-72 | 12.000 mm | 6.000 mm |
| GPM-060-014-72 | 14.000 mm | 7.000 mm |
| GPM-060-016-72 | 16.000 mm | 8.000 mm |
| GPM-060-018-72 | 18.000 mm | 9.000 mm |
| | +0.420/-0.420 mm | |
| GPM-060-020-72 | 20.000 mm | 10.000 mm |
| GPM-060-022-72 | 22.000 mm | 11.000 mm |
| GPM-060-024-72 | 24.000 mm | 12.000 mm |
| GPM-060-026-72 | 26.000 mm | 13.000 mm |
| GPM-060-028-72 | 28.000 mm | 14.000 mm |
| GPM-060-030-72 | 30.000 mm | 15.000 mm |
| GPM-060-032-72 | 32.000 mm | 16.000 mm |
| | +0.500/-0.500 mm | |
| GPM-060-036-72 | 36.000 mm | 18.000 mm |
| GPM-060-040-72 | 40.000 mm | 20.000 mm |
| GPM-060-045-72 | 45.000 mm | 22.500 mm |
| GPM-060-050-72 | 50.000 mm | 25.000 mm |
| | +0.600/-0.600 mm | |
| GPM-060-055-72 | 55.000 mm | 27.500 mm |
| GPM-060-060-72 | 60.000 mm | 30.000 mm |
| **8.000 mm** (A) Outside Diameter: +0.000/-0.090 mm | | |
| (B) Expanded Diameter: 8.300 mm +0.050/-0.050 mm | | |
| | +0.290/-0.290 mm | |
| GPM-080-010-72 | 10.000 mm | 5.000 mm |
| | +0.350/-0.350 mm | |
| GPM-080-012-72 | 12.000 mm | 6.000 mm |
| GPM-080-014-72 | 14.000 mm | 7.000 mm |
| GPM-080-016-72 | 16.000 mm | 8.000 mm |
| GPM-080-018-72 | 18.000 mm | 9.000 mm |
| | +0.420/-0.420 mm | |
| GPM-080-020-72 | 20.000 mm | 10.000 mm |
| GPM-080-022-72 | 22.000 mm | 11.000 mm |
| GPM-080-024-72 | 24.000 mm | 12.000 mm |
| GPM-080-026-72 | 26.000 mm | 13.000 mm |
| GPM-080-028-72 | 28.000 mm | 14.000 mm |
| GPM-080-030-72 | 30.000 mm | 15.000 mm |
| GPM-080-032-72 | 32.000 mm | 16.000 mm |
| | +0.500/-0.500 mm | |
| GPM-080-036-72 | 36.000 mm | 18.000 mm |
| GPM-080-040-72 | 40.000 mm | 20.000 mm |
| GPM-080-045-72 | 45.000 mm | 22.500 mm |
| GPM-080-050-72 | 50.000 mm | 25.000 mm |

| ITEM NUMBER | (L) OVERALL LENGTH | (C) GROOVE LENGTH |
|---|---|---|
| | +0.600/-0.600 mm | |
| GPM-080-055-72 | 55.000 mm | 27.500 mm |
| GPM-080-060-72 | 60.000 mm | 30.000 mm |
| GPM-080-065-72 | 65.000 mm | 32.500 mm |
| GPM-080-070-72 | 70.000 mm | 35.000 mm |
| **10.000 mm** (A) Outside Diameter: +0.000/-0.090 mm | | |
| (B) Expanded Diameter: 10.350 mm +0.050/-0.050 mm | | |
| | +0.350/-0.350 mm | |
| GPM-100-014-72 | 14.000 mm | 7.000 mm |
| GPM-100-016-72 | 16.000 mm | 8.000 mm |
| GPM-100-018-72 | 18.000 mm | 9.000 mm |
| | +0.420/-0.420 mm | |
| GPM-100-020-72 | 20.000 mm | 10.000 mm |
| GPM-100-022-72 | 22.000 mm | 11.000 mm |
| GPM-100-025-72 | 25.000 mm | 12.500 mm |
| GPM-100-028-72 | 28.000 mm | 14.000 mm |
| GPM-100-030-72 | 30.000 mm | 15.000 mm |
| GPM-100-032-72 | 32.000 mm | 16.000 mm |
| | +0.500/-0.500 mm | |
| GPM-100-036-72 | 36.000 mm | 18.000 mm |
| GPM-100-040-72 | 40.000 mm | 20.000 mm |
| GPM-100-045-72 | 45.000 mm | 22.500 mm |
| GPM-100-050-72 | 50.000 mm | 25.000 mm |
| | +0.600/-0.600 mm | |
| GPM-100-055-72 | 55.000 mm | 27.500 mm |
| GPM-100-060-72 | 60.000 mm | 30.000 mm |
| GPM-100-065-72 | 65.000 mm | 32.500 mm |
| GPM-100-070-72 | 70.000 mm | 35.000 mm |
| GPM-100-080-72 | 80.000 mm | 40.000 mm |
| | +0.700/-0.700 mm | |
| GPM-100-090-72 | 90.000 mm | 45.000 mm |
| GPM-100-100-72 | 100.000 mm | 50.000 mm |
| GPM-100-110-72 | 110.000 mm | 55.000 mm |
| GPM-100-120-72 | 120.000 mm | 60.000 mm |
| **12.000 mm** (A) Outside Diameter: +0.000/-0.110 mm | | |
| (B) Expanded Diameter: 12.350 mm +0.100/-0.100 mm | | |
| | +0.350/-0.350 mm | |
| GPM-120-014-72 | 14.000 mm | 7.000 mm |
| GPM-120-016-72 | 16.000 mm | 8.000 mm |
| GPM-120-018-72 | 18.000 mm | 9.000 mm |
| | +0.420/-0.420 mm | |
| GPM-120-020-72 | 20.000 mm | 10.000 mm |
| GPM-120-022-72 | 22.000 mm | 11.000 mm |
| GPM-120-025-72 | 25.000 mm | 12.500 mm |
| GPM-120-028-72 | 28.000 mm | 14.000 mm |
| GPM-120-030-72 | 30.000 mm | 15.000 mm |
| GPM-120-032-72 | 32.000 mm | 16.000 mm |



*Prices, materials, dimensions, tolerances, designs, and grades subject to change without notice. © 2015 G.L. Huyett*

**Limited warranty for surface finish: 30 days from date of shipment. See page 8 for details.*

HUYETT.COM • 785-392-3017

BOX 232 • MINNEAPOLIS, KS • 67467

SALES@HUYETT.COM • FAX 785-392-2845

# DIN 1472 (SIMILAR TO TYPE B)

## PREFIX MATERIAL/FINISH

DIN 1472 identified by "-72" at end of item number.

GPM = LOW CARBON STEEL, PLAIN*

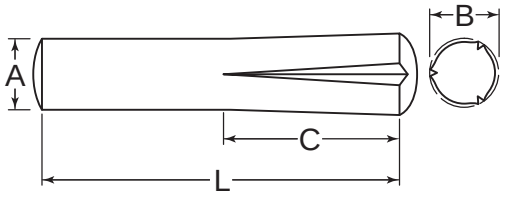


| ITEM NUMBER | (L) OVERALL LENGTH | (C) GROOVE LENGTH |
|---|---|---|
| **12.000 mm** (A) Outside Diameter: +.000/-.110 mm | | |
| (B) Expanded Diameter: 12.350 mm +.100/-.100 mm | | |
| | +.500/-.500 mm | |
| GPM-120-036-72 | 36.000 mm | 18.000 mm |
| GPM-120-040-72 | 40.000 mm | 20.000 mm |
| GPM-120-045-72 | 45.000 mm | 22.500 mm |
| GPM-120-050-72 | 50.000 mm | 25.000 mm |
| | +.600/-.600 mm | |
| GPM-120-055-72 | 55.000 mm | 27.500 mm |
| GPM-120-060-72 | 60.000 mm | 30.000 mm |
| GPM-120-065-72 | 65.000 mm | 32.500 mm |
| GPM-120-070-72 | 70.000 mm | 35.000 mm |
| GPM-120-080-72 | 80.000 mm | 40.000 mm |
| | +.700/-.700 mm | |
| GPM-120-090-72 | 90.000 mm | 45.000 mm |
| GPM-120-100-72 | 100.000 mm | 50.000 mm |
| GPM-120-110-72 | 110.000 mm | 55.000 mm |
| GPM-120-120-72 | 120.000 mm | 60.000 mm |
| **14.000 mm** (A) Outside Diameter: +.000/-.110 mm | | |
| (B) Expanded Diameter: 14.350 mm +.100/-.100 mm | | |
| | +.500/-.500 mm | |
| GPM-140-036-72 | 36.000 mm | 18.000 mm |
| GPM-140-040-72 | 40.000 mm | 20.000 mm |
| GPM-140-045-72 | 45.000 mm | 22.500 mm |
| GPM-140-050-72 | 50.000 mm | 25.000 mm |
| | +.600/-.600 mm | |
| GPM-140-055-72 | 55.000 mm | 27.500 mm |
| GPM-140-060-72 | 60.000 mm | 30.000 mm |
| GPM-140-065-72 | 65.000 mm | 32.500 mm |
| GPM-140-070-72 | 70.000 mm | 35.000 mm |
| GPM-140-080-72 | 80.000 mm | 40.000 mm |
| | +.700/-.700 mm | |
| GPM-140-090-72 | 90.000 mm | 45.000 mm |
| GPM-140-100-72 | 100.000 mm | 50.000 mm |
| GPM-140-110-72 | 110.000 mm | 55.000 mm |
| GPM-140-120-72 | 120.000 mm | 60.000 mm |
| **16.000 mm** (A) Outside Diameter: +.000/-.110 mm: +.000/-.110 mm | | |
| (B) Expanded Diameter: 16.400 mm +.100/-.100 mm | | |
| | +.500/-.500 mm | |
| GPM-160-036-72 | 36.000 mm | 18.000 mm |
| GPM-160-040-72 | 40.000 mm | 20.000 mm |
| GPM-160-045-72 | 45.000 mm | 22.500 mm |
| GPM-160-050-72 | 50.000 mm | 25.000 mm |
| | +.600/-.600 mm | |
| GPM-160-055-72 | 55.000 mm | 27.500 mm |
| GPM-160-060-72 | 60.000 mm | 30.000 mm |
| GPM-160-065-72 | 65.000 mm | 32.500 mm |
| GPM-160-070-72 | 70.000 mm | 35.000 mm |
| GPM-160-080-72 | 80.000 mm | 40.000 mm |
| | +.700/-.700 mm | |
| GPM-160-090-72 | 90.000 mm | 45.000 mm |
| GPM-160-100-72 | 100.000 mm | 50.000 mm |
| GPM-160-110-72 | 110.000 mm | 55.000 mm |
| GPM-160-120-72 | 120.000 mm | 60.000 mm |

## APPLICATIONS

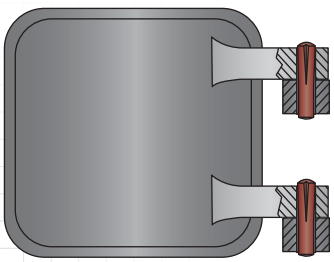

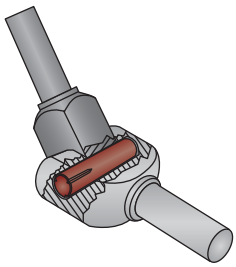

USED AS A PIVOT HINGE

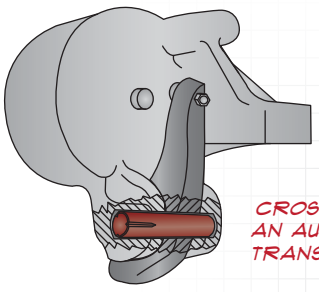

CROSS PIN IN AN AUTOMATIC TRANSMISSION

FOR DETAILED SPECIFICATIONS AND TOLERANCES, VISIT HUYETT.COM.

*Prices, materials, dimensions, tolerances, designs, and grades subject to change without notice. © 2015 G.L. Huyett*

**Limited warranty for surface finish: 30 days from date of shipment. See page 8 for details.*