
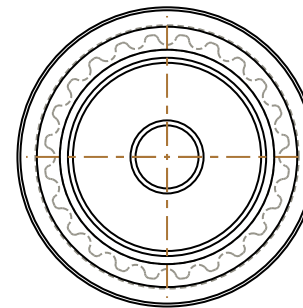


1. Gates groove profile number: GB-01970-24-S-0
2. Mark Size: .110




Technical drawing of a 1/2-20 UNF-2A x 1.50 in. hex head cap screw. The drawing shows the hexagonal head and threaded shank. Key dimensions are labeled: Head Diameter is 1.18 inches, Head Thickness is 0.15 inches, and Thread Length is 1.28 inches. The overall length is 1.50 inches. The thread is specified as 1/2-20 UNF-2A.



Pulley Data		Tolerances
Number of Grooves:	24	Decimals .X ± .015" .XX ± .010" .XXX ± .005" Fractions ± 1/64" Angles ± 1° TIR .003 Max
Belt Pitch:	5 mm	
Tooth Type:	PGGT	
Pitch Diameter:	1.504	
Outside Diameter:	1.459	This document is the property of Gates Corporation. It may not be reproduced in whole or in part or provided to third parties without written authorization from Gates Corporation. All rights are reserved including copyrights.
Surface Finish:	125 Micro	
Flange Size:	13L-FS	

Drafted By:	-
Checked By:	-
Approved By:	-
<p>This drawing is a stock power transmission component. Details shown which do not affect drive function may be changed without any notification</p>	
<p>Material: STEEL</p>	
<p>Finish: CLEAR ZINC</p>	

Rev	Revision	Date	By
 <div style="display: inline-block; vertical-align: middle; margin-left: 20px;"> <p>Gates Corporation</p> <p>Denver, Colorado</p> </div>			
Gates Part No: P24-5MGT-25-MPB			
Gates Product No: 7709-5024			
Drawing Number: P24-5MGT-25-MPB			