
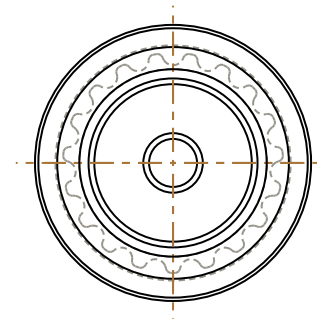



1. Gates groove profile number: GB-01970-19-S-0
2. Mark Size: .100



Technical drawing of a 1/2-13 UNF-2B x 1.50 inch hex bolt with a hex nut. The bolt has a hex head with a width of 1.25 inches and a height of 1.146 inches. The hex nut has a height of .890 inches. The bolt has a length of 1.50 inches. The drawing shows the bolt and nut with their respective dimensions and a cross-section view of the bolt head.



Pulley Data		Tolerances
Number of Grooves:	19	Decimals .X $\pm .015"$ .XX $\pm .010"$ .XXX $\pm .005"$
Belt Pitch:	5 mm	Fractions $\pm 1/64"$ Angles $\pm 1^\circ$ TIR             .003 Max
Tooth Type:	PGGT	
Pitch Diameter:	1.191	
Outside Diameter:	1.146	This document is the property of Gates Corporation. It may not be reproduced in whole or in part or provided to third parties without written authorization from Gates Corporation. All rights are reserved including copyrights.
Surface Finish:	125 Micro	
Flange Size:	10L-FS	

		Rev	Revision	Date By
Drafted By:	-	 <b>Gates Corporation</b> <b>Denver, Colorado</b>		
Checked By:	-			
Approved By:	-			
This drawing is a stock power transmission component. Details shown which do not affect drive function may be changed without any notification		<b>Gates Part No: P19-5MGT-15-MPB</b>		
<b>Material: STEEL</b>		<b>Gates Product No: 7709-3019</b>		
<b>Finish: CLEAR ZINC</b>		<b>Drawing Number: P19-5MGT-15-MPB</b>		