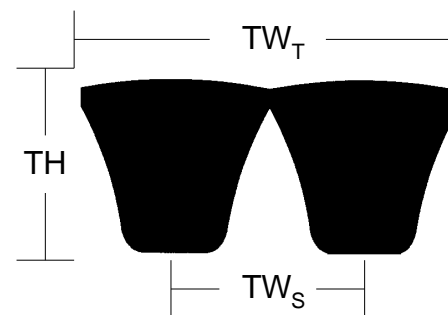




Standard Construction Features

Belt Type: Banded PowerBand
 Core Material: Oil & Heat Resistant (chloroprene)
 Cord/Tensile: Polyester
 BandPly 1: Oil & Heat Resistant Standard
 BandPly 2: Oil & Heat Resistant Standard



Belt Section

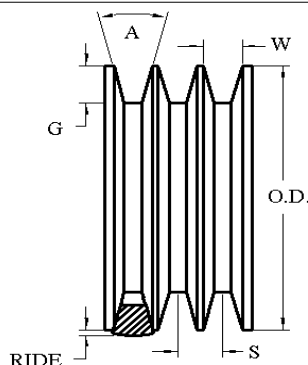
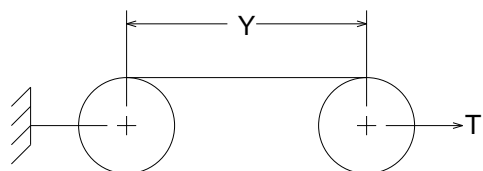
| Cross Section | Effective Length (in) | TW _S (in) | TH (in) | TW _T (in) | Strands |
|---------------|-----------------------|----------------------|---------|----------------------|---------|
| 3V-PB | 80.00 +0.40 -0.40 | 13/32 | 5/16 | 3/4 | 2 |

Measuring Information

* T (lb) is per belt/rib/strand

| Y (in) | T* (lb) | G min (in) | W (in) | Angle (°) | O.D. (in) | O.C. (in) | Max Ride (in) | S (in) |
|-------------------------|---------|------------|--------|-----------|-----------|-----------|---------------|--------|
| 34.000 +0.200 -0.200 | 100 | 0.34 | 0.35 | 38 | 3.820 | 12.000 | 0.20 | 0.406 |

Reference RMA IP-22-1991 for the industry standard governing this belt.



The length shall be measured by placing the belts on two sheaves of equal diameters that have been grooved in accordance with standard specifications and rotated at least three complete turns with the specified tension so that each strand receives half the total tension. The length will be that length obtained by adding the Reference Circumference of one sheave at dimension 'W' to twice the center distance (dimension 'Y').



DesignView™
 Version 1.0 -
 Belt Information Sheet

Created 23 Jun 2017 by Gates

Created for
Super HC - 3V-PB

Gates Product Number
9385-2080

Customer Part Number
2/3V800