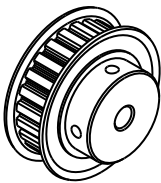
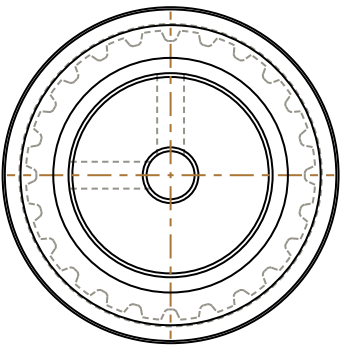
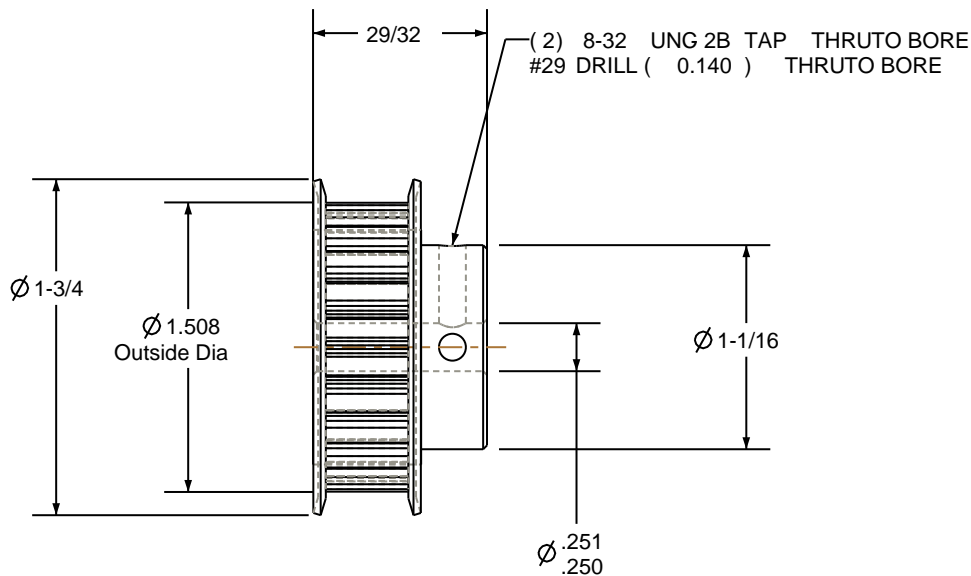


- NOTES:
- 1. Gates groove profile number: H-02000-24-S-0
 - 2. Mark Size: .100
 - 3. Install set screws: 8-32



SCALE 0.500



Pulley Data		Tolerances
Number of Grooves:	24	Decimals .X ± .015" .XX ± .010" .XXX ± .005"
Belt Pitch:	1/5	Fractions ± 1/64"
Tooth Type:	XL	Angles ± 1° TIR .003 Max
Pitch Diameter:	1.528	
Outside Diameter:	1.508	
Surface Finish:	125 Micro	This document is the property of Gates Corporation. It may not be reproduced in whole or in part or provided to third parties without written authorization from Gates Corporation. All rights are reserved including copyrights.
Flange Size:	24XL-FS	

Rev	Revision	Date	By
Drafted By:		-	
Checked By:		-	
Approved By:		-	
This drawing is a stock power transmission component. Details shown which do not affect drive function may be changed without any notification			
Material: STEEL		Gates Corporation Denver, Colorado	
Finish: CLEAR ZINC		Gates Part No: PB24XL037	
		Gates Product No: 7823-0166	
		Drawing Number: 24XL037-6FS3	