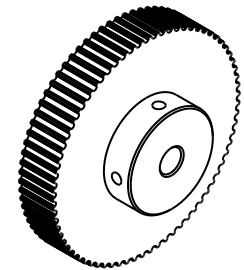
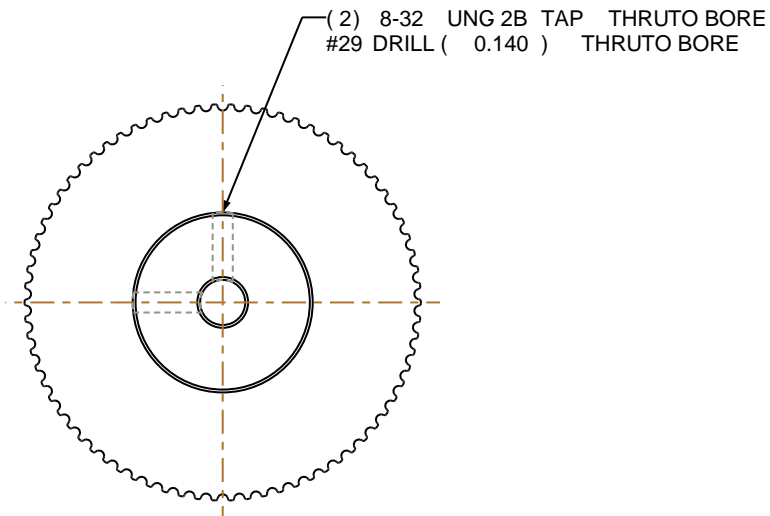



1. Gates groove profile number: GA-01180-74-S-0
2. Mark Size: .125
3. Install set screws: 8-32



SCALE 0.500

Pulley Data		Tolerances
Number of Grooves:	74	Decimals .X     ± .015" .XX    ± .010" .XXX   ± .005"
Belt Pitch:	3 mm	Fractions ± 1/64"
Tooth Type:	PGGT	Angles ± 1° TIR     .003 Max
Pitch Diameter:	2.782	
Outside Diameter:	2.752	This document is the property of Gates Corporation. It may not be reproduced in whole or in part or provided to third parties without written authorization from Gates Corporation. All rights are reserved including copyrights.
Surface Finish:	125 Micro	
Flange Size:	NONE	

		Rev	Revision	Date	By
Drafted By:	-	 <b>Gates Corporation</b> <b>Denver, Colorado</b>			
Checked By:	-				
Approved By:	-				
This drawing is a stock power transmission component. Details shown which do not affect drive function may be changed without any notification		<b>Gates Part No: 3MR-74S-09</b>			
<b>Material: ALUMINUM</b>		<b>Gates Product No: 7843-6022</b>			
<b>Finish: CLEAR ANODIZE</b>		<b>Drawing Number: 74-3P09-6A4</b>			