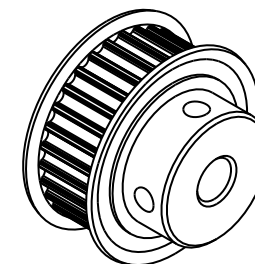


1. Gates groove profile number: GA-01180-30-S-0
2. Mark Size: .100
3. Install set screws: 8-32



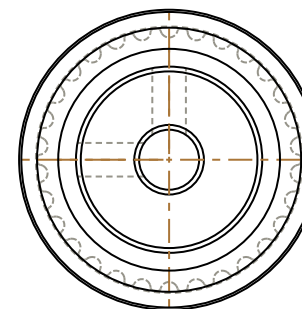
Technical drawing of a mechanical part showing a side view and a cross-section.

Dimensions:


- Outer Diameter: $\varnothing 1.098$
- Threaded Section Length: .506
- Central Hole Diameter: $\varnothing .776$
- Smaller Hole Diameter: $\varnothing .251$
- Total Length: $13/16$

Annotations:

- (2) 8-32 UNG 2B TAP THRU TO BORE
- #29 DRILL (.0140) THRU TO BORE



Pulley Data		Tolerances
Number of Grooves:	30	Decimals .X $\pm .015"$.XX $\pm .010"$.XXX $\pm .005"$
Belt Pitch:	3 mm	Fractions $\pm 1/64"$ Angles $\pm 1^\circ$ TIR .003 Max
Tooth Type:	PGGT	
Pitch Diameter:	1.128	
Outside Diameter:	1.098	This document is the property of Gates Corporation. It may not be reproduced in whole or in part or provided to third parties without written authorization from Gates Corporation. All rights are reserved including copyrights.
Surface Finish:	125 Micro	
Flange Size:	30-3M-FA	

		Rev	Revision	Date	By
Drafted By:	-	 Gates Corporation Denver, Colorado			
Checked By:	-				
Approved By:	-				
This drawing is a stock power transmission component. Details shown which do not affect drive function may be changed without any notification		Gates Part No: 3MR-30S-09			
Material: ALUMINUM		Gates Product No: 7843-6011			
Finish: CLEAR ANODIZE		Drawing Number: 30-3P09-6FA3			