
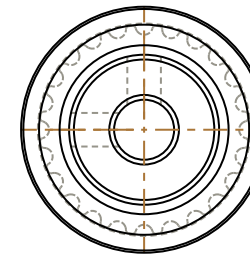



1. Gates groove profile number: GA-01180-24-S-0
2. Mark Size: .090
3. Install set screws: 8-32

[illegible]

Pulley Data		Tolerances
Number of Grooves:	24	Decimals .X $\pm .015"$.XX $\pm .010"$.XXX $\pm .005"$
Belt Pitch:	3 mm	Fractions $\pm 1/64"$ Angles $\pm 1^\circ$ TIR .003 Max
Tooth Type:	PGGT	
Pitch Diameter:	0.902	
Outside Diameter:	0.872	This document is the property of Gates Corporation. It may not be reproduced in whole or in part or provided to third parties without written authorization from Gates Corporation. All rights are reserved including copyrights.
Surface Finish:	125 Micro	
Flange Size:	24-3M-FA	

Drafted By:	-
Checked By:	-
Approved By:	-
This drawing is a stock power transmission component. Details shown which do not affect drive function may be changed without any notification	
Material: ALUMINUM	
Finish: CLEAR ANODIZ	

Rev	Revision	Date	By
 <p>Gates Corporation Denver, Colorado</p>			
Gates Part No: 3MR-24S-09			
Gates Product No: 7843-6008			
E Drawing Number: 24-3P09-6FA3			