


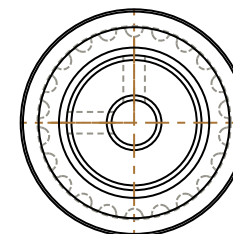
1. Gates groove profile number: GA-01180-22-S-0
2. Mark Size: .075
3. Install set screws: 8-32




Technical drawing of a mechanical part, likely a valve or plug, showing dimensions and specifications.

Dimensions and Specifications:

- Overall Length: 13/16
- Overall Diameter: $\varnothing .945$
- Outside Diameter: $\varnothing .797$ Outside Dia
- Threaded Section Length: .506
- Thread Specification: (2) 4-40 UNG 2B TAP THRU TO BORE
- Drill Hole Specification: #43 DRILL (0.090) THRU TO BORE
- Internal Hole Diameter: $\varnothing .562$
- Internal Hole Diameter: $\varnothing .189$
- Internal Hole Diameter: $\varnothing .188$



Pulley Data		Tolerances
Number of Grooves:	22	Decimals .X ± .015" .XX ± .010" .XXX ± .005"
Belt Pitch:	3 mm	Fractions ± 1/64" Angles ± 1° TIR .003 Max
Tooth Type:	PGGT	
Pitch Diameter:	0.827	
Outside Diameter:	0.797	This document is the property of Gates Corporation. It may not be reproduced in whole or in part or provided to third parties without written authorization from Gates Corporation. All rights are reserved including copyrights.
Surface Finish:	125 Micro	
Flange Size:	30MP-FA	

		Rev	Revision	Date	By
Drafted By:	-	 Gates Corporation Denver, Colorado			
Checked By:	-				
Approved By:	-				
This drawing is a stock power transmission component. Details shown which do not affect drive function may be changed without any notification		Gates Part No: 3MR-22S-09			
Material: ALUMINUM		Gates Product No: 7843-6007			
Finish: CLEAR ANODIZE		Drawing Number: 22-3P09-6FA2			