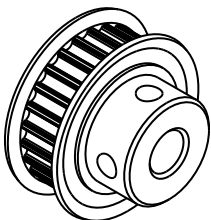


- NOTES:
1. Gates groove profile number:

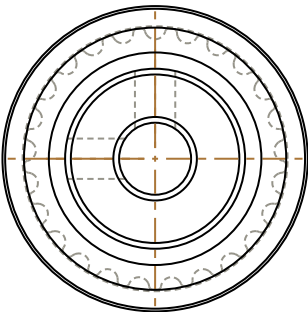
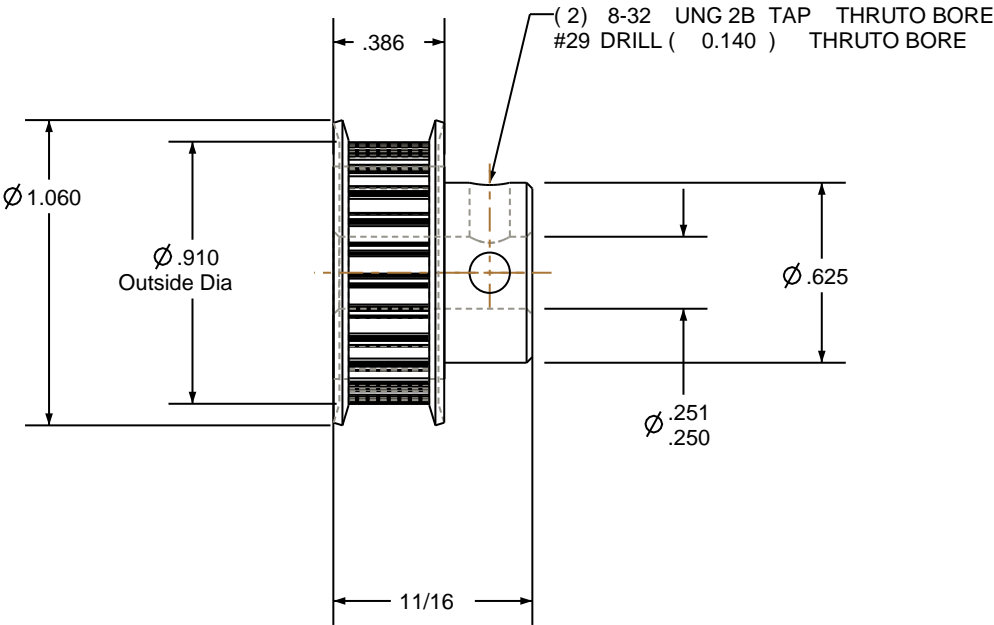
GA-01180-25-S-0
2. Mark Size:

.090
3. Install set screws:

8-32



SCALE 1.000



Pulley Data		Tolerances
Number of Grooves:	25	Decimals .X ± .015" .XX ± .010" .XXX ± .005" Fractions ± 1/64" Angles ± 1° TIR .003 Max
Belt Pitch:	3 mm	
Tooth Type:	PGGT	
Pitch Diameter:	0.940	
Outside Diameter:	0.910	
Surface Finish:	125 Micro	
Flange Size:	25-3M-FA	This document is the property of Gates Corporation. It may not be reproduced in whole or in part or provided to third parties without written authorization from Gates Corporation. All rights are reserved including copyrights.

Rev	Revision	Date	By
<div><div></div><div>Gates Corporation Denver, Colorado</div></div>			
Drafted By:		-	
Checked By:		-	
Approved By:		-	
This drawing is a stock power transmission component. Details shown which do not affect drive function may be changed without any notification		Gates Part No: 3MR-25S-06	
Material: ALUMINUM		Gates Product No: 7843-6055	
Finish: CLEAR ANODIZE		Drawing Number: 25-3P06-6FA3	