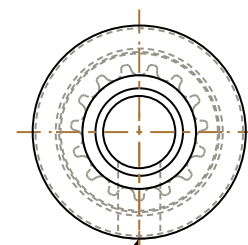




1. Gates groove profile number: V-00780-15-S-0
2. Mark Size: .050
3. Install set screws: 6-40



(1) 6-40 UNF-2B TAP THRU TO BORE
#33 DRILL (0.110) THRU TO BORE

Pulley Data		Tolerances
Number of Grooves:	15	Decimals .X $\pm .015"$.XX $\pm .010"$.XXX $\pm .005"$
Belt Pitch:	2 mm	Fractions $\pm 1/64"$
Tooth Type:	PGGT	Angles $\pm 1^\circ$ TIR .003 Max
Pitch Diameter:	0.376	
Outside Diameter:	0.356	This document is the property of Gates Corporation. It may not be reproduced in whole or in part or provided to third parties without written authorization from Gates Corporation. All rights are reserved including copyrights.
Surface Finish:	125 Micro	
Flange Size:	15MP-FA	

Drafted By:	-
Checked By:	-
Approved By:	-
<p>This drawing is a stock power transmission component. Details shown which do not affect drive function may be changed without any notification</p>	
<p>Material: ALUMINUM</p>	
<p>Finish: CLEAR ANODIZE</p>	

Rev	Revision	Date	By
 Gates Corporation Denver, Colorado			
Gates Part No: 2MR-15S-09			
Gates Product No: 7842-6029			
Drawing Number: 15-2P09-6CA2			