
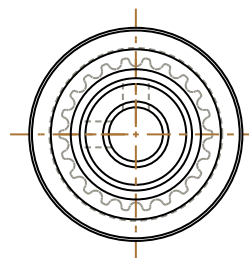



1. Gates groove profile number: V-00780-22-S-0
2. Mark Size: .075
3. Install set screws: 4-40



Technical drawing of a 1/2-40 UNF-2B hex nut with a 1/4-40 UNF-2B threaded hole. The drawing shows the hex nut with a central threaded hole. Dimensions include: overall width .740, hex width .531 Outside Dia, hex thickness .39, and threaded hole diameter .390. The threaded hole is 1/4 inch deep. The nut is made of 304 stainless steel.



Pulley Data		Tolerances
Number of Grooves:	22	Decimals .X $\pm .015"$.XX $\pm .010"$.XXX $\pm .005"$
Belt Pitch:	2 mm	Fractions $\pm 1/64"$
Tooth Type:	PGGT	Angles $\pm 1^\circ$ TIR .003 Max
Pitch Diameter:	0.551	
Outside Diameter:	0.531	This document is the property of Gates Corporation. It may not be reproduced in whole or in part or provided to third parties without written authorization from Gates Corporation. All rights are reserved including copyrights.
Surface Finish:	125 Micro	
Flange Size:	22MP-FA	

		Rev	Revision	Date By
Drafted By:	-	 Gates Corporation Denver, Colorado		
Checked By:	-			
Approved By:	-			
This drawing is a stock power transmission component. Details shown which do not affect drive function may be changed without any notification		Gates Part No: 2MR-22S-06		
Material: ALUMINUM		Gates Product No: 7842-6011		
Finish: CLEAR ANODIZE		Drawing Number: 22-2P06-6FA2		