

## Standard Construction Features

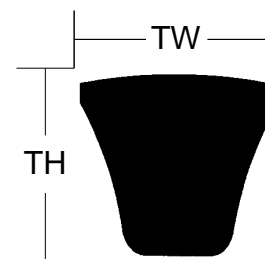
Belt Type: Banded

Core Material: Oil & Heat Resistant (chloroprene)

Cord/Tensile: Polyester

BandPly 1: Oil & Heat Resistant Standard

BandPly 2: Oil & Heat Resistant Standard



## Belt Section

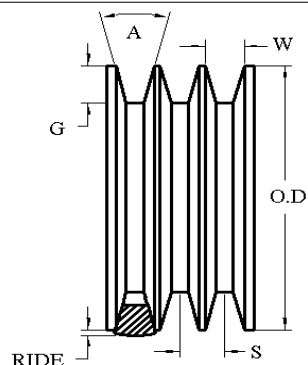
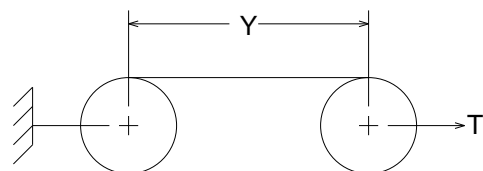
Cross Section	Effective Length (in)	TW (in)	TH (in)
3V	67.00 + 0.40 - 0.40	3/8	5/16

## Measuring Information

\* T (lb) is per belt/rib/strand

Y (in)	T* (lb)	G min (in)	W (in)	Angle (°)	O.D. (in)	O.C. (in)	Max Ride (in)	S (in)
27.500 + 0.200 - 0.200	100	0.34	0.35	38	3.820	12.000	0.10	0.406

Reference RMA IP-22-1991 for the industry standard governing this belt.



The length shall be measured by placing the belts on two sheaves of equal diameters that have been grooved in accordance with standard specifications and rotated at least three complete turns with the specified tension so that each strand receives half the total tension. The length will be that length obtained by adding the Reference Circumference of one sheave at dimension 'W' to twice the center distance (dimension 'Y').



**DesignView™**

Version 1.0 -  
Belt Information Sheet

Created 23 Jun 2017 by Gates

Created for  
**Super HC - 3V**

Gates Product Number

**9332-0670**

Customer Part Number

**3V670**