

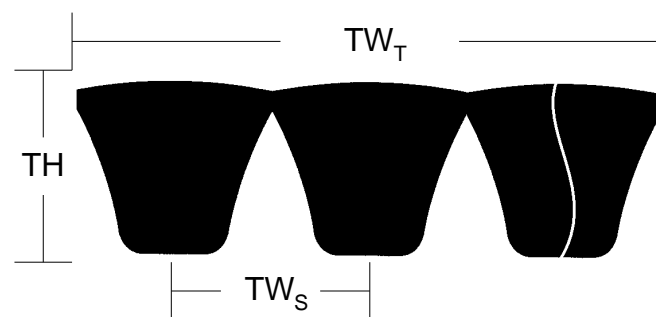
## Standard Construction Features

Belt Type: Banded PowerBand

Core Material: General Purpose (diene)

Cord/Tensile: Polyester

BandPly: Oil & Heat Resistant Standard



## Belt Section

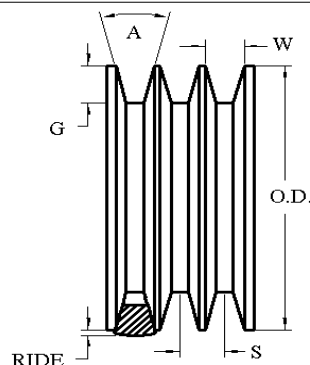
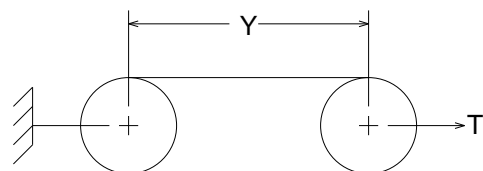
Cross Section	Datum Length (in)	TW <sub>S</sub> (in)	TH (in)	TW <sub>T</sub> (in)	Strands
B PowerBand	255.30 + 1.60 - 1.60	3/4	13/32	2 5/8	4

## Measuring Information

\* T (lb) is per belt/rib/strand

Y (in)	T* (lb)	G min (in)	W (in)	Angle (°)	O.D. (in)	O.C. (in)	Max Ride (in)	S (in)
119.199 + 0.800 - 0.800	65	0.55	0.637	34	5.730	16.902	0.20	0.75

Reference RMA IP-20-1988 for the industry standard governing this belt.



The length shall be measured by placing the belts on two sheaves of equal diameters that have been grooved in accordance with standard specifications and rotated at least three complete turns with the specified tension so that each strand receives half the total tension. The length will be that length obtained by adding the Reference Circumference of one sheave at dimension 'W' to twice the center distance (dimension 'Y').



## DesignView™

Version 1.0 -  
Belt Information Sheet

Created 21 Jun 2017 by Gates

Created for

**Hi-Power II - B PowerBand**

Gates Product Number

**9093-4255**

Customer Part Number

**4/B255**