



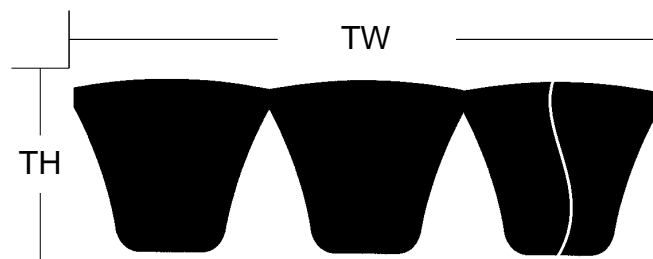
Standard Construction Features

Belt Type: Banded PowerBand

Core Material: General Purpose (diene)

Cord/Tensile: Polyester

BandPly: Oil & Heat Resistant Standard



Belt Section

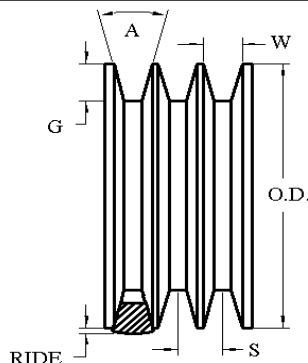
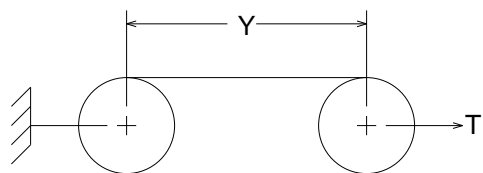
Cross Section	Datum Length (in)	TW _S (in)	TH (in)	TW _T (in)	Strands
B PowerBand	145.80 ± 0.80	3/4	13/32	1 31/32	3

Measuring Information

* T (lb) is per belt/rib/strand

Y (in)	T* (lb)	G min (in)	W (in)	Angle (°)	O.D. (in)	O.C. (in)	Max Ride (in)	S (in)
64.449 ± 0.400	65	0.55	0.637	34	5.730	16.902	0.20	0.75

Reference RMA IP-20-1988 for the industry standard governing this belt.



The length shall be measured by placing the belts on two sheaves of equal diameters that have been grooved in accordance with standard specifications and rotated at least three complete turns with the specified tension so that each strand receives half the total tension. The length will be that length obtained by adding the Reference Circumference of one sheave at dimension 'W' to twice the center distance (dimension 'Y').



DesignView™

Version 1.0 -
Belt Information Sheet

Created 21 Jun 2017 by Gates

Created for

Hi-Power II - B PowerBand

Gates Product Number

9093-3144

Customer Part Number

3/B144