



## Standard Construction Features

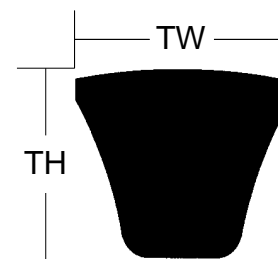
Belt Type: Banded

Core Material: General Purpose (diene)

Cord/Tensile: Polyester

BandPly 1: Oil & Heat Resistant Standard

BandPly 2: Oil & Heat Resistant Standard



## Belt Section

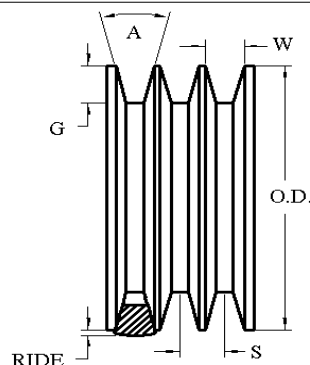
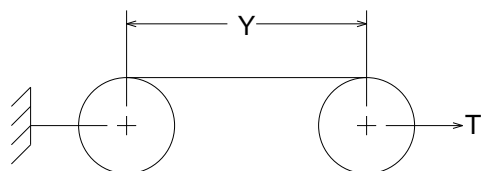
Cross Section	Datum Length (in)	TW (in)	TH (in)
D	540.80 + 3.30 - 3.30	1-1/4	3/4

## Measuring Information

\* T (lb) is per belt/rib/strand

Y (in)	T* (lb)	G min (in)	W (in)	Angle (°)	O.D. (in)	O.C. (in)	Max Ride (in)	S (in)
251.343 + 1.650 - 1.650	300	1.02	1.259	34	12.732	38.114	0.12	1.438

Reference RMA IP-20-1988 for the industry standard governing this belt.



**DesignView™**

Version 1.0 -  
Belt Information Sheet

Created 21 Jun 2017 by Gates

Created for

**Hi-Power II - D**

Gates Product Number

**9005-2540**

Customer Part Number

**D540**

The length shall be measured by placing the belts on two sheaves of equal diameters that have been grooved in accordance with standard specifications and rotated at least three complete turns with the specified tension so that each strand receives half the total tension. The length will be that length obtained by adding the Reference Circumference of one sheave at dimension 'W' to twice the center distance (dimension 'Y').