



Standard Construction Features

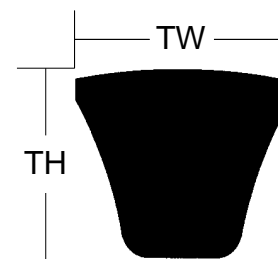
Belt Type: Banded

Core Material: General Purpose (diene)

Cord/Tensile: Polyester

BandPly 1: Oil & Heat Resistant Standard

BandPly 2: Oil & Heat Resistant Standard



Belt Section

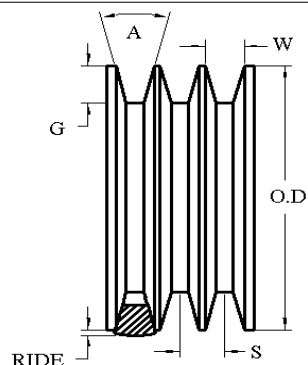
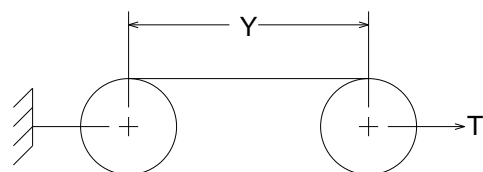
Cross Section	Datum Length (in)	TW (in)	TH (in)
C	132.90 +0.80 -0.80	7/8	17/32

Measuring Information

* T (lb) is per belt/rib/strand

Y (in)	T* (lb)	G min (in)	W (in)	Angle (°)	O.D. (in)	O.C. (in)	Max Ride (in)	S (in)
54.578 +0.400 -0.400	165	0.75	0.879	34	7.958	23.744	0.10	1

Reference RMA IP-20-1988 for the industry standard governing this belt.



The length shall be measured by placing the belts on two sheaves of equal diameters that have been grooved in accordance with standard specifications and rotated at least three complete turns with the specified tension so that each strand receives half the total tension. The length will be that length obtained by adding the Reference Circumference of one sheave at dimension 'W' to twice the center distance (dimension 'Y').



DesignView™

Version 1.0 -
Belt Information Sheet

Created 21 Jun 2017 by Gates

Created for
Hi-Power II - C

Gates Product Number

9004-2130

Customer Part Number

C130