


NEW!
more on
reverse

SLIDERBAR™ Boxes • SLIDERBAR/Box Kits

Mounts a Plastic or Metal Box in a Non-standard Stud Cavity



**SAVES
20 MINUTES
of installation
time
PER BOX**

SL2B18
SLIDERBAR
Two-gang Box Kit

SL1B24
SLIDERBAR
Single gang Box Kit

* additional single gang box
installed on opposite side

Here's the easy, NEAT way to mount single or two-gang boxes between wood or metal studs with non-standard spacing.

Arlington's steel **SLIDERBAR™** looks great and **saves about 20 minutes per box** over cutting, nailing and placing extra 2x4s. **SL18** adjusts to fit between studs spaced 12 to 18 inches apart – **SL24** fits 15 to 24 inch spacing. Both allow you to position one or multiple boxes where you need them – including *in opposite directions*.

Pre-formed pilot holes on BOTH sides of SLIDERBAR make for easy attachment of box(es) on opposing sides. The interlocking tab stop prevents accidental disassembly.

Tab stop

Pilot holes
on both sides
of the bar

Bending Guides

- 'Bending' guides on bracket ends assure proper positioning on studs.
- SLIDERBAR and plastic boxes sold separately. SLIDERBAR Box Kits include single or two gang plastic boxes with preformed screw holes.
- Plastic boxes rated for NM Cable, NMB-PCS and NMD90 in Canada.
- When using a metal box SLIDERBAR is rated for non-metallic as well as MC, AC and FMC cable.

Patent pending


Metal boxes
work on
SLIDERBAR



Arlington®

1 Stauffer Industrial Park
Scranton, PA 18517
800/233.4717 • Fax 570/562.0646
www.aifittings.com

**Adjustable SLIDERBAR delivers
NEAT Vertical or Horizontal Mounting
of Single gang Plastic and Metal Boxes
on Metal or Wood Studs**



Adjustable
SLIDERBAR

SL18 12" to 18"
SL24 15" to 24"


SLIDERBAR™ Boxes • SLIDERBAR/Box Kits

Adjusts to Fit Non-standard Stud Spacing


EASY TO INSTALL



Bend bracket ends at 2-1/2" mark for use with 1/2" or 5/8" thick wall board. Ends can also be bent 90 degrees or backwards at 180 degrees as needed for inside mounting.




Determine placement of slider bar on stud. Fasten slider bar to metal or wood studs.




OPTION

Use supplied slider clip(s) to mount box(es) on SLIDERBAR.




Our plastic boxes have pre-formed holes for easy attachment to the bar.

Install plastic or metal box(es) on SLIDERBAR with #8 sheet metal screws or nails.



Pull wires.

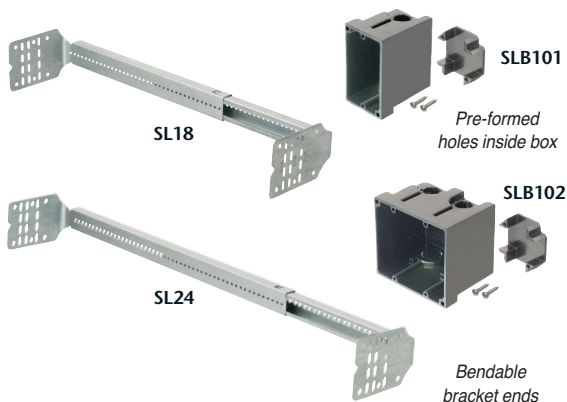


Two single gang boxes mounted on SL24

Single gang box mounts vertical or horizontal.

Pilot holes on both sides of the bar allow for installation of opposing boxes.

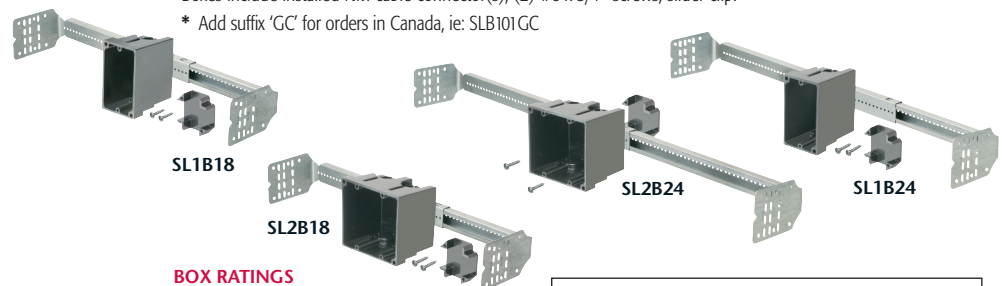
SAVES ABOUT 20 MINUTES per Box!



CATALOG NUMBER	UPC/DCI/NAED MFG. #018997	DESCRIPTION Adjustable SLIDERBAR • Boxes • Kits	UNIT PKG	STD PKG
SL18	00929	Adjustable SLIDERBAR Fits between studs, 12" to 18" wide	25	25
SL24	00920	Adjustable SLIDERBAR Fits between studs, 15" to 24" wide	25	25
SLB101 *	00930	Plastic Box only • Single Gang Mounts vertically or horizontally on SLIDERBAR	25	25
SLB102 *	00931	Plastic Box only • Two Gang	10	10
SL1B18 * KIT	00932	Adjustable SL18 SLIDERBAR, SINGLE GANG Plastic Box	10	10
SL2B18 * KIT	00933	Adjustable SL18 SLIDERBAR, TWO GANG Plastic Box	10	10
SL1B24 * KIT	00921	Adjustable SL24 Slider Bar, SINGLE GANG Plastic Box	10	10
SL2B24 * KIT	00922	Adjustable SL24 Slider Bar, TWO GANG Plastic Box	10	10

Boxes include installed NM cable connector(s), (2) #8 x 3/4" screws, slider clip.

* Add suffix 'GC' for orders in Canada, ie: SLB101GC



BOX RATINGS

PLASTIC BOXES
are rated for NM Cable, NMB-PCS and NMD90 in Canada.

When using a **METAL BOX**
SL1B18 and SL2B24 Kits are rated for MC, AC and FMC.

Distributed by

Arlington®

1 Stauffer Industrial Park
Scranton, PA 18517

800/233.4717 • Fax 570/562.0646

www.aifittings.com