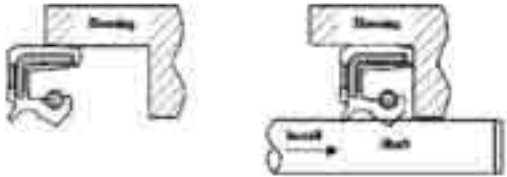
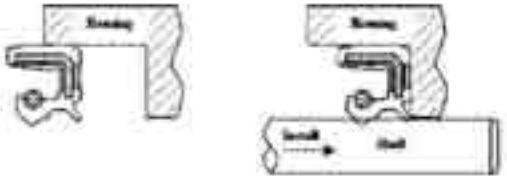
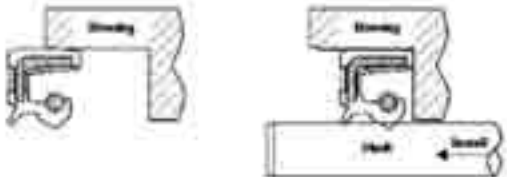
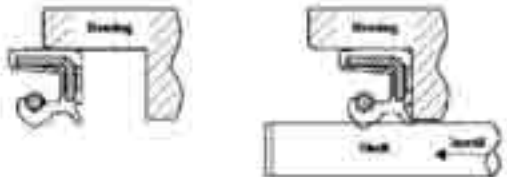
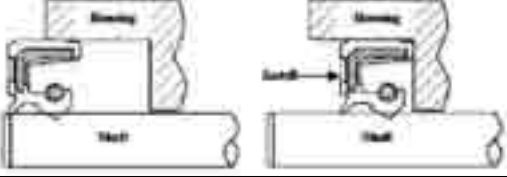
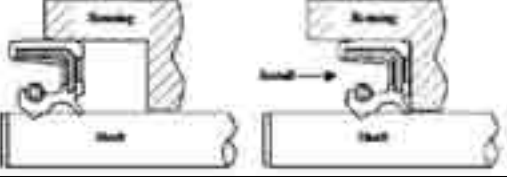
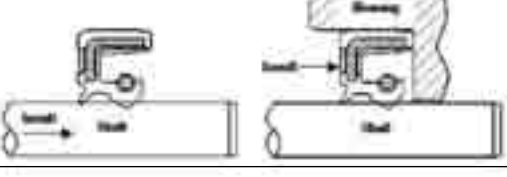
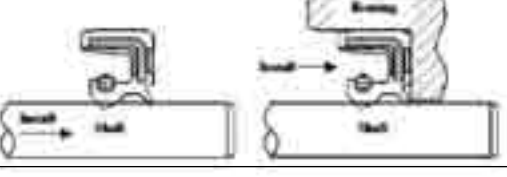
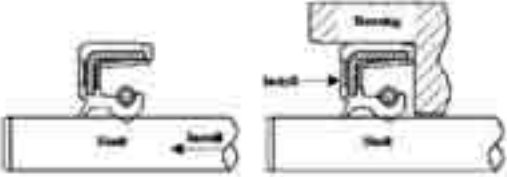


Standard Seal Installation Sheet

Standard Seal Installation Sheet

In addition to submitting a completed seal questionnaire sheet it is requested that a completed seal installation sheet be submitted to Dichtomatik Engineering as well. The installation sheet allows engineering to ensure that the seal style recommended for the application will work for the preferred installation method.

Install the seal into the housing, and then install the shaft from air side.	
1A() 	1B() 
Install the seal into the housing, and then install the shaft from oil side.	
2A() 	2B() 
Install the seal into the fixed housing and shaft.	
3A() 	3B() 
Install the seal into the housing, and then install the shaft from oil side.	
4A() 	4B() 
4C() 	4D() 