



Boss™ Washer Seal

E



Features:

- recommended for steam service up to **450°F**
- easy to seal
- Klingsil® C-4401 washer is inserted between the stem and spud
- leakproof seal forms by rotating the wing nut and hammering it tight
- plated steel and / or iron*
- use with Boss™ clamps found on pages 116 and 117



complete female



stem




wing nut




knurled nut


Hose Shank x NPT	Part #	Price/E	Part #	Price/E	Opt Qty	Part #	Price/E	Opt Qty	Part #	Price/E	Opt Qty
3/8"	WF3	\$32.80	SS337	\$7.45	100	CB	\$11.80	100	---	---	---
1/2"	WF6	32.60	B1	11.75	100	B2	7.85	100	---	---	---
1/2" x 3/4"	WF26-1	43.45	B6-1	19.15	50	B12	10.30	25	---	---	---
3/4"	WF26	38.90	B6	14.60	50	B12	10.30	25	KB12	\$15.45	25
1"	WF36	39.85	B11	15.75	50	B12	10.30	25	KB12	15.45	25
1-1/4"	WF51	85.80	B16	31.00	25	B17	19.00	25	---	---	---
1-1/2"	WF61	75.90	B21	25.15	25	B17	19.00	25	---	---	---
2"	WF81 ¹	95.55	B26 ¹	28.80	10	B27	30.35	10	---	---	---
2-1/2"	WF96	221.50	B31	67.90	5	B32	68.80	5	---	---	---
3"	WF111	230.40	B36	80.40	5	B37	59.30	5	---	---	---

¹ not to be used with #250, #275 or #306 Boss™ clamps

female spud



male spud



double spud

washer¹

Thread	Part #	Price/E	Opt Qty	Part #	Price/E	Part #	Price/E	Part #	Price/E
3/8"	CC	\$12.85	100	WMC	\$15.20	---	---	WBC	\$0.70
1/2"	B3	12.20	100	WM3	26.55	DB3	\$23.60	W2	0.80
3/4"	B8	13.05	25	WM8	19.45	DB13	27.90	W12	0.95
1"	B13	12.85	50	WM13	23.20	DB13	27.90	W12	0.95
1-1/4"	B18	34.50	25	WM18	45.30	DB23	42.30	W17	1.30
1-1/2"	B23	30.45	25	WM23	53.85	DB23	42.30	W17	1.30
2"	B28	34.95	10	WM28	60.00	DB28	58.00	W27	1.45
2-1/2"	B33	83.15	5	---	---	---	---	W32	1.65
3"	B38	88.10	5	WM38	130.00	DB38	115.65	W37	2.60

¹ washer is nitrile rubber bonded, non-asbestos Klingsil® C-4401