


## Parker E-z-mate Industrial Interchange Couplers

E-z-mate couplings combine push-to-connect, exhaust-style action with a self-locking valve sleeve to guard against accidental disconnection. Simply follow the direction of the on-off arrow stamped on the yellow chromate valve sleeve. Valve sleeve acts as an integral shut-off valve that allows connection and disconnection at zero pressure. When the sleeve is moved to shut off air flow, it automatically vents downstream allowing for disconnection at zero pressure and eliminating the risk of hose whip.

### Features:

- pressure rating: **300 PSI**
- temperature range (standard seals): **-40°F to +250°F**
- meets ISO 4414 requirements for a controlled pressure release system
- not recommended for vacuum service 

### Female Pipe Thread

Body Size	Female NPT	Material	Flow Rating at 100 PSI	Part #	Price/E	Opt Qty
1/4"	1/4"-18	steel	37 CFM	<b>DC20SE</b>	<b>\$55.60</b>	10
1/4"	3/8"-18	steel	37 CFM	<b>DC2023SE</b>	<b>59.95</b>	10
3/8"	3/8"-18	steel	70 CFM	<b>DC26SE</b>	<b>67.35</b>	5
3/8"	1/2"-14	steel	70 CFM	<b>DC2624SE</b>	<b>73.20</b>	5
1/2"	1/2"-14	steel	150 CFM	<b>DC10SE</b>	<b>78.55</b>	5
1/2"	3/4"-14	steel	150 CFM	<b>DC1026SE</b>	<b>88.75</b>	5
3/4"	3/4"-14	steel	200 CFM	<b>DC7026SE</b>	<b>115.30</b>	5
3/4"	1"-11-1/2	steel	200 CFM	<b>DC7028SE</b>	<b>136.70</b>	5

### Male Pipe Thread

Body Size	Male NPT	Material	Flow Rating at 100 PSI	Part #	Price/E	Opt Qty
1/4"	1/4"-18	steel	37 CFM	<b>DC21SE</b>	<b>\$63.75</b>	10
1/4"	3/8"-18	steel	37 CFM	<b>DC2103SE</b>	<b>74.50</b>	10
3/8"	3/8"-18	steel	70 CFM	<b>DC25SE</b>	<b>81.10</b>	5
1/2"	1/2"-14	steel	150 CFM	<b>DC9SE</b>	<b>86.20</b>	5
3/4"	3/4"-14	steel	200 CFM	<b>DC7106SE</b>	<b>154.85</b>	5

### Standard Hose Barb

Body Size	Hose ID	Material	Flow Rating at 100 PSI	Part #	Price/E	Opt Qty
1/4"	1/4"	steel	37 CFM	<b>DC2042SE</b>	<b>\$76.50</b>	10
1/4"	3/8"	steel	37 CFM	<b>DC2044SE</b>	<b>80.10</b>	10
3/8"	3/8"	steel	70 CFM	<b>DC2644SE</b>	<b>85.70</b>	5
1/2"	1/2"	steel	150 CFM	<b>DC1045SE</b>	<b>92.10</b>	5

### Push-Lock Hose Barb

Body Size	Hose ID	Material	Flow Rating at 100 PSI	Part #	Price/E	Opt Qty
1/4"	1/4"	steel	37 CFM	<b>DC2042LSE</b>	<b>\$91.80</b>	10
1/4"	3/8"	steel	37 CFM	<b>DC2044LSE</b>	<b>77.55</b>	10
3/8"	3/8"	steel	70 CFM	<b>DC2644LSE</b>	<b>82.65</b>	5
1/2"	1/2"	steel	150 CFM	<b>DC1045LSE</b>	<b>92.10</b>	5

## Legris Automatic Industrial Interchange Safety Couplers

### Applications:

- suited for numerous installations including: pneumatic tools, blow guns, pneumatic automotive equipment

### Features:


- temperature range: **-4°F to 140°F**
- working pressure: **230 PSI**
- composite, non-marring body
- 1/4" body size ensures excellent flow and total security due to disconnection in two steps
- compatible with industrial interchange plugs




1. vents plug side



2. disconnects



male NPT straight body



female NPT straight body

Body Size	NPT Size	Part #	Price/E
1/4"	1/4"	<b>9405U0614</b>	<b>\$41.80</b>
1/4"	3/8"	<b>9405U0618</b>	<b>46.95</b>

Body Size	NPT Size	Part #	Price/E
1/4"	1/4"	<b>9415U0614</b>	<b>\$41.85</b>
1/4"	3/8"	<b>9415U0618</b>	<b>46.85</b>