



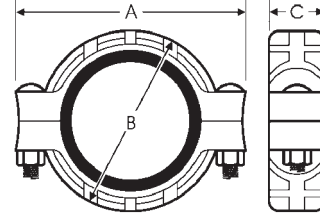

## Standard Couplings - Series S, Style 11

**Applications:**

- designed for a wide range of applications including commercial/industrial construction, mining, and process piping

**Features:**

- ductile iron body with rust inhibiting paint
- Underwriters Listed and Factory Mutual approved
- housing design allows for optimum strength without excessive casting weight.
- see page 751 for replacement gaskets, nuts and bolts
- Comparable to:  
Victaulic's #77  
Grinnell's #7001



Nominal Size	Pipe OD	Max. Work. Pressure PSI at 70°F	Maximum End Load Lbs.	Coupling Dimensions			Approx. Weight (lbs.)	Bolts			Ductile Iron w/ EPDM gasket Part #	Ductile Iron w/ Buna-N gasket Part #	Price/E
				A	B	C		qty	size	length			
1½"	1.900	<b>1000</b>	2835	4-5/8"	3"	1-7/8"	1.5	2	¾"	2"	<b>C115</b>	<b>C115BU</b>	<b>\$80.85</b>
2"	2.375	<b>1000</b>	4430	5-15/64"	3-45/64"	1-27/32"	2.6	2	½"	2¾"	<b>C12</b>	<b>C12BU</b>	<b>31.25</b>
2½"	2.875	<b>1000</b>	6492	5-5/8"	4-1/4"	1-27/32"	3.4	2	½"	2¾"	<b>C125</b>	<b>C125BU</b>	<b>33.30</b>
3"	3.500	<b>1000</b>	9621	6-21/32"	5"	1-27/32"	4.2	2	½"	3"	<b>C13</b>	<b>C13BU</b>	<b>40.55</b>
4"	4.500	<b>1000</b>	15904	8-17/64"	6-3/8"	2-3/64"	6.0	2	5/8"	3¼"	<b>C14</b>	<b>C14BU</b>	<b>67.40</b>
6"	6.625	<b>1000</b>	34472	11-7/32"	8-57/64"	2-3/64"	10.8	2	¾"	4¼"	<b>C16</b>	<b>C16BU</b>	<b>97.40</b>
8"	8.625	<b>800</b>	46741	14-1/64"	11-3/8"	2-23/64"	21.8	2	7/8"	5"	<b>C18</b>	<b>C18BU</b>	<b>232.40</b>
10"	10.750	<b>800</b>	72610	16-5/8"	13-1/2"	2-5/8"	24.2	2	7/8"	5"	<b>C20</b>	<b>C20BU</b>	<b>240.75</b>
12"	12.750	<b>800</b>	102141	18-5/8"	15-1/2"	2-5/8"	27.5	2	7/8"	5"	<b>C24</b>	<b>C24BU</b>	<b>350.50</b>



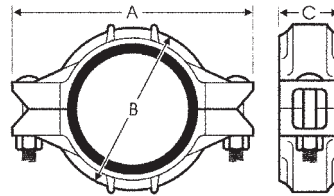
## Lightweight Flexible Couplings - Series L, Style 10

**Applications:**

- designed for applications requiring moderate internal pressure or where weight is a factor such as general purpose, mining, irrigation, and compressed air where a deflection of 5% or less is required

**Features:**

- ductile iron body with rust inhibiting paint
- Underwriters Listed and Factory Mutual approved
- see page 751 for replacement gaskets, nuts and bolts
- Comparable to:  
Victaulic's #75  
Grinnell's #7000



R

Nominal Size	Pipe OD	Max. Work. Pressure PSI at 70°F	Maximum End Load Lbs.	Coupling Dimensions			Approx. Weight (lbs.)	Bolts			Ductile Iron w/ EPDM gasket Part #	Ductile Iron w/ Buna-N gasket Part #	Price/E
				A	B	C		qty	size	length			
1½"	1.900	<b>500</b>	1418	4-5/8"	3"	1-3/4"	1.5	2	¾"	2¼"	<b>L215</b>	<b>L215BU</b>	<b>\$64.50</b>
2"	2.375	<b>500</b>	2215	5-7/64"	3-1/2"	1-27/32"	1.7	2	¾"	2"	<b>L02</b>	<b>L02BU</b>	<b>17.65</b>
2½"	2.875	<b>300</b>	3246	5-55/64"	4-1/64"	1-27/32"	2.2	2	¾"	2"	<b>L025</b>	<b>L025BU</b>	<b>20.20</b>
3"	3.500	<b>300</b>	4811	6-13/32"	4-13/16"	1-27/32"	2.8	2	½"	2¾"	<b>L03</b>	<b>L03BU</b>	<b>23.75</b>
4"	4.500	<b>300</b>	6362	7-33/64"	5-55/64"	2"	3.7	2	½"	2¾"	<b>L04</b>	<b>L04BU</b>	<b>31.20</b>
5"	5.563	<b>300</b>	9722	9-5/8"	7"	2"	5.7	2	5/8"	3¼"	<b>L05</b>	<b>L05BU</b>	<b>63.65</b>
6"	6.625	<b>300</b>	13789	10-25/32"	7-7/8"	2-3/64"	7.4	2	5/8"	3¼"	<b>L06</b>	<b>L06BU</b>	<b>52.05</b>
8"	8.625	<b>300</b>	20449	13-47/64"	10-35/64"	2-13/32"	12.8	2	¾"	4¼"	<b>L08</b>	<b>L08BU</b>	<b>88.50</b>
10"	10.750	<b>350</b>	29815	16-19/64"	13-15/64"	2-9/16"	24.25	2	¾"	4¼"	<b>L010</b>	<b>L010BU</b>	<b>132.00</b>
12"	12.750	<b>350</b>	40581	18-23/64"	15-7/16"	2-9/16"	28.22	2	7/8"	5"	<b>L012</b>	<b>L012BU</b>	<b>184.00</b>