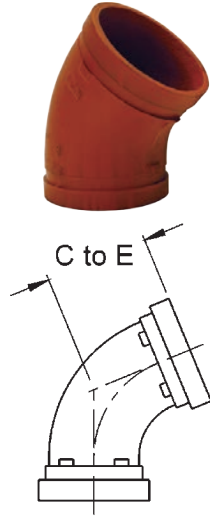




Grooved End Fittings - Series 45



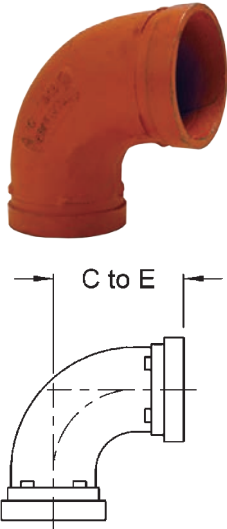
Features:

- designed to provide minimum pressure drop and uniform strength
- maximum operating pressure: **500 PSI** at ambient temperature (70°F)
- ductile iron body with rust inhibiting paint
- Underwriters Listed and Factory Mutual approved
- Comparable to:
Victaulic's #110
Grinnell's #7051

Nominal Size	Dimension C to E	Approx. Weight (Lbs.)	Ductile Iron	
			Part #	Price/E
2"	2"	1.4	L2045	\$22.15
2½"	2¼"	2.3	L2545	23.05
3"	2½"	3.2	L3045	34.95
4"	3"	5.3	L4045	51.15
5"	3¼"	7.9	L5145	113.50
6"	3½"	11.0	L6045	129.50
8"	4¼"	20.0	L8045	258.90



Grooved End Fittings - Series 90



Features:

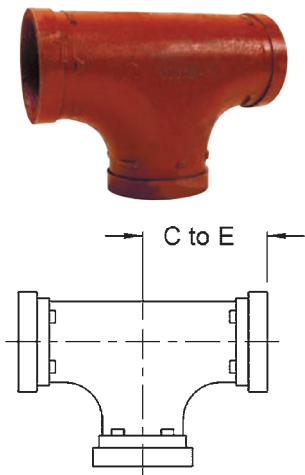
- designed to provide minimum pressure drop and uniform strength
- maximum operating pressure: **500 PSI** at ambient temperature (70°F)
- ductile iron body with rust inhibiting paint
- Underwriters Listed and Factory Mutual approved
- Comparable to:
Victaulic's #10
Grinnell's #7050

Nominal Size	Dimension C to E	Approx. Weight (Lbs.)	Ductile Iron	
			Part #	Price/E
2"	3¼"	2.1	L502	\$22.50
2½"	3¾"	3.0	L5025	25.85
3"	4¼"	4.7	L503	41.20
4"	5"	7.3	L504	54.15
6"	6½"	17.6	L506	129.50
8"	7¾"	31.9	L508	287.05



Grooved End Fittings - Series T

R



Features:

- designed to provide minimum pressure drop and uniform strength
- maximum operating pressure: **500 PSI** at ambient temperature (70°F)
- ductile iron body with rust inhibiting paint
- Underwriters Listed and Factory Mutual approved
- Comparable to:
Victaulic's #20
Grinnell's #7060

Nominal Size	Dimension C to E	Approx. Weight (Lbs.)	Ductile Iron	
			Part #	Price/E
2"	3¼"	3.2	T602	\$32.45
2½"	3¾"	4.5	T6025	39.95
3"	4¼"	5.9	T603	54.95
4"	5"	11.0	T604	81.30
6"	6½"	24.6	T606	196.75
8"	7¾"	40.0	T608	425.25