

For Industrial Process Applications

Job Name _____

Contractor _____

Job Location _____

Approval _____

Engineer _____

Contractor's P.O. No. _____

Approval _____

Representative _____

LEAD FREE*

Series LF560, LFH560 Mini Water Pressure Reducing Valves**

**Sizes: 1/8", 1/4" & 3/4" Male x 3/4" Female
(3, 8 & 20 x 20mm) Hose Connection**

Series LF560, LFH560 Mini Water Pressure Reducing Valves are designed to reduce incoming water pressure to a sensible level to protect plumbing system components and reduce water consumption. This series is ideal where a small economical package is required such as on special industrial process applications, miscellaneous plumbing applications and OEM equipment. Series LF560 and LFH560 are suitable for water supply pressures up to 300psi (21 bar). The LF560, LFH560 features Lead Free* construction to comply with Lead Free* installation requirements.

Features

- Rugged Lead Free* brass body
- Stainless steel stem and spring
- Oversized orifices
- Comes standard with 1/8" (3mm) gauge port (plugged)
- Heavy duty adjusting screw. Adjusting screw is both slotted and knurled.

Models

LF560 Female threaded inlet x female threaded outlet

LFH560 Female hose connection inlet x male hose connection outlet for grid systems. Also used on recreational vehicles.

Options



G gauge

Specifications

A Mini Water Pressure Reducing Valve shall be installed where indicated on the plans. Lead Free* Mini Water Pressure Reducing Valves shall be constructed using Lead Free* materials. Lead Free valves shall comply with state codes and standards, where applicable, requiring reduced lead content. Valve shall have a Lead Free* brass body and stainless steel stem and spring. Valve shall come standard with a 1/8" gauge port. Valve shall be a Watts Series LF560 (threaded), LFH560 (hose connection).

*The wetted surface of this product contacted by consumable water contains less than 0.25% of lead by weight.

**A water saving test program concluded that reducing the supply pressure from 80 – 50psi (551 – 346 kPa) resulted in a water savings of 30%.



Approvals



Dimensions – Weights

MODEL	DIMENSIONS								WEIGHTS	
	A		B		C		D		oz.	kgs.
	in.	mm	in.	mm	in.	mm	in.	mm		
LF560	1½	38	⅛	3	2	51	½	12.7	4.75	.14
LF560G	1½	38	⅛	3	2	51	½	12.7	6.50	.18
LFH560	3	76	⅛	3	2	51	½	12.7	5.50	.16
LFH560G	3	76	⅛	3	2	51	½	12.7	7.25	.21

Watts product specifications in U.S. customary units and metric are approximate and are provided for reference only. For precise measurements, please contact Watts Technical Service. Watts reserves the right to change or modify product design, construction, specifications, or materials without prior notice and without incurring any obligation to make such changes and modifications on Watts products previously or subsequently sold.



Materials

Body: Lead Free* brass

Seat: Buna-N

Diaphragm: Buna-N

Stem: Stainless Steel

Spring: Stainless Steel

Pressure – Temperature

LF560

Temperature Range: 33°F – 140°F (.6°C – 60°C)

Maximum Working Pressure: 300psi (21 bar)

Reduced Pressure Range:

Suffix	Range		Std. set at	
	psi	bar	psi	bar
A	0 – 25	0 – 1.7	15	1.0
B	0 – 60	0 – 4.1	40	2.8
C	0 – 125	0 – 8.6	80	5.6

LFH560

Temperature Range: 33°F – 140°F (.6°C – 60°C)

Maximum Working Pressure: 150psi (10.3 bar)

Adjustable Reduced Pressure Range: 10 – 60psi
(68.9 – 413.7 kPa)

Standard Reduced Pressure Setting: 40psi (276 kPa)

Delivery Capacity up to 250 gallons per hour

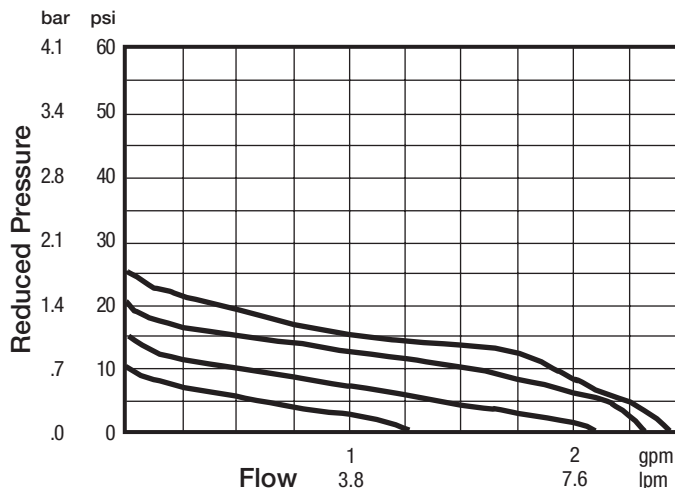
NOTICE

The information contained herein is not intended to replace the full product installation and safety information available or the experience of a trained product installer. You are required to thoroughly read all installation instructions and product safety information before beginning the installation of this product.

Capacity

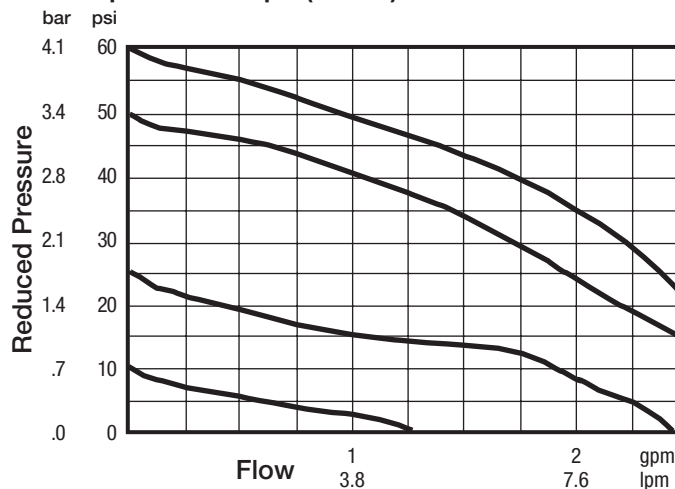
Reduced pressure range: 0 – 25psi (0 – 1.7 bar)

Initial pressure: 100psi (6.9 bar)



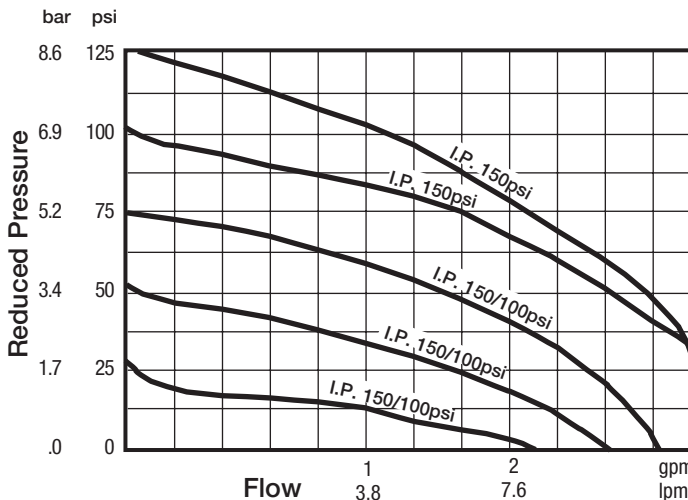
Reduced pressure range: 0 – 60psi (0 – 4.1 bar)

Initial pressure: 100psi (6.9 bar)



Reduced pressure range: 0 – 125psi (0 – 8.6 bar)

Initial pressure: 100 – 150psi (6.9 – 10.3 bar)



A Watts Water Technologies Company

USA: Tel: (978) 689-6066 • Fax: (978) 975-8350 • Watts.com

Canada: Tel: (905) 332-4090 • Fax: (905) 332-7068 • Watts.ca

Latin America: Tel: (52) 81-1001-8600 • Fax: (52) 81-8000-7091 • Watts.com