


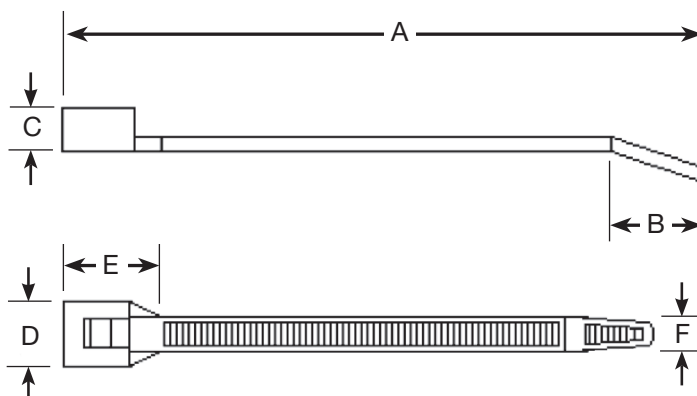
## Tubing Fasteners

Viega offers several different types of fasteners for attaching ViegaPEX® Barrier tubing to different surfaces. Whether attaching to foam board, rebar, wire mesh, concrete or wood Viega has the fastener needed. Below you will find technical information relating to each.



### Zip Ties

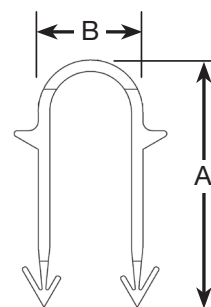
Part Number: 15304  
 Normal Uses: Attaching ViegaPEX Barrier tubing to rebar and wire mesh  
 Tubing Compatibilities: All sizes of ViegaPEX Barrier tubing  
 Material Makeup: Nylon  
 Tensile Strength: 75 lbs  
 Package Quantity: 100 zip ties



Part Number	A	B	C	D	E	F
15304	8.0"	0.70"	0.22"	0.31"	0.40"	0.17"

### Foam Staples

Part Number: 15312, 15313  
 Normal Uses: Attaching ViegaPEX Barrier tubing to rigid foam board insulation  
 Tubing Compatibilities: 3/8", 1/2" 5/8" ViegaPEX Barrier tubing  
 Material Makeup: Plastic  
 Package Quantity: 300 staples  
 Associated Tools: Foam Staple Gun part number 21432. Also compatible with older straight handle foam staple gun.



Part Number	A	B	Use with
15313	1½"	1"	1" thick foam panels
15312	2½"	1"	1½" thick or thicker foam panels

## Pneumatic Staples

Part Number: 21431

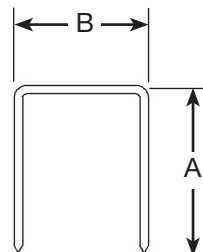
Normal Uses: Attaching ViegaPEX Barrier tubing to wood subfloor

Tubing Compatibilities:  $\frac{3}{8}$ ",  $\frac{1}{2}$ ",  $\frac{5}{8}$ " ViegaPEX Barrier tubing

Material Makeup: 16 Ga. Galvanized staple

Package quantity: 10,000 staples

Associated tools: Pneumatic Staple gun part number 21430



Part Number	A	B
21431	1.0"	1.25"

## U-Channel:

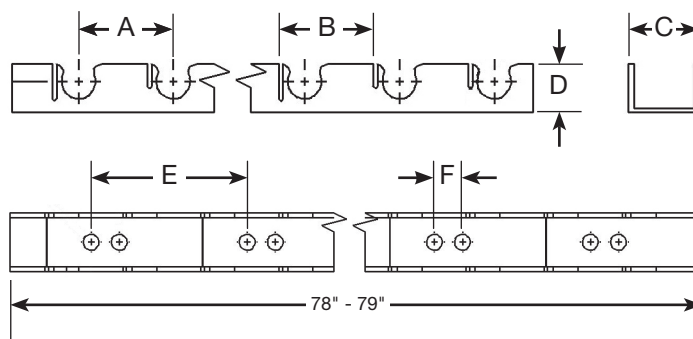
Part Number: 15310, 15311, 15314

Normal Uses: Attaching ViegaPEX Barrier tubing to concrete or other flat surfaces

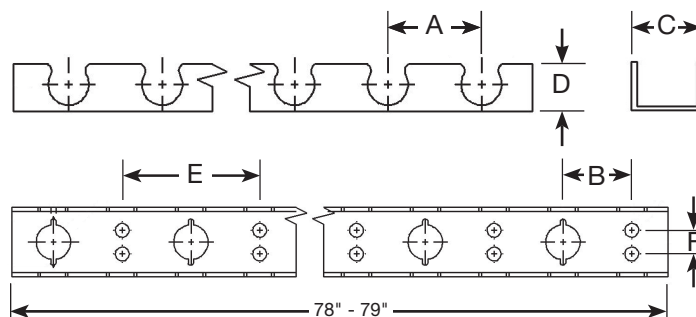
Tubing Compatibilities:  $\frac{1}{2}$ ",  $\frac{5}{8}$ ",  $\frac{3}{4}$ " ViegaPEX tubing

Material Makeup: Plastic

Package Quantity: 16 U-channel strips



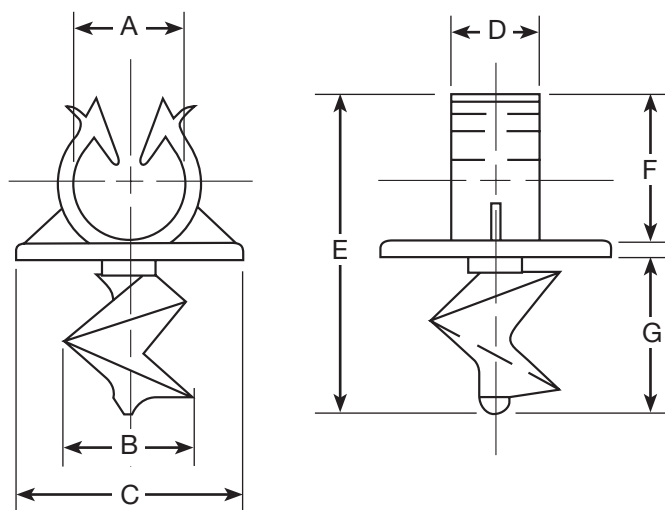
Part Number	Length of strip	Barrier Tube Dimension	A	B	C	D	E	F
15310	6.5'	$\frac{1}{2}$ "	2.0"	2.0"	1.50"	1.0"	4.0"	.71"
15311	6.5'	$\frac{5}{8}$ "	2.0"	2.0"	1.50"	1.0"	4.0"	.71"



Part Number	Length of strip	Barrier Tube Dimension	A	B	C	D	E	F
15314	6.5'	$\frac{3}{4}$ "	2.0"	2.0"	2.0"	1.0"	4.0"	0.67"

## Plastic Foam Board Clips

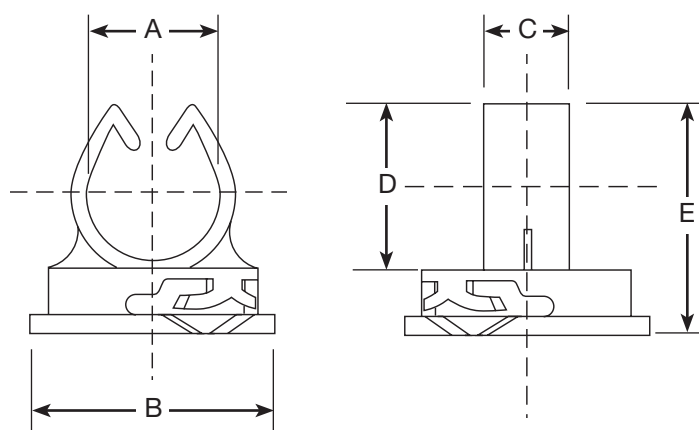
Part Number: 15302  
 Normal Uses: Attaching ViegaPEX Barrier tubing to rigid foam board insulation  
 Tubing Compatibilities: ½", ⅝" ViegaPEX Barrier tubing  
 Material Makeup: Plastic  
 Package Quantity: 100 clips



Part Number	A	B	C	D	E	F	G
15302	0.75"	.875"	1.50"	0.56"	2.0"	1.0"	1.0"

## Wire Mesh Clip

Part number: 15301  
 Normal Uses: Attaching ViegaPEX Barrier tubing to wire mesh  
 Tubing Compatibilities: ½", ⅝" ViegaPEX Barrier tubing  
 Material Makeup: Plastic  
 For wire diameter: ⅛" to ⅜"  
 Package Quantity: 100 clips



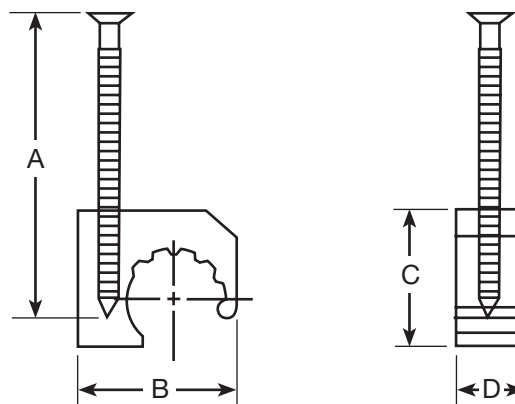
Part Number	A	B	C	D	E
15301	0.75"	1.625"	0.56"	1.0"	1.5"

# TechData

**viega**

## J-clamp

Part Numbers: 52000, 52020, 52040, 52060  
 Normal Uses: Attaching ViegaPEX Barrier tubing to wood surfaces  
 Tubing Compatibilities:  $\frac{3}{8}$ ",  $\frac{1}{2}$ ",  $\frac{3}{4}$ ", 1"  
 Material Make up: Plastic clip with ring shank steel nail  
 Package Quantity: 100 J-clamps



Part Number	PEX Tubing Size	A	B	C	D
52000	$\frac{3}{8}$ "	1.60"	0.90"	0.80"	0.40"
52020	$\frac{1}{2}$ "	1.60"	1.10"	0.90"	0.40"
52040	$\frac{3}{4}$ "	2.13"	1.30"	1.20"	0.42"
52060	1"	2.38"	1.70"	1.50"	0.50"

Viega products are designed to be installed by licensed and trained plumbing and mechanical professionals who are familiar with Viega products and their installation. **Installation by non-professionals may void Viega LLC's warranty.**

This document is subject to updates. For the most current Viega technical literature please visit [www.viega.us](http://www.viega.us).

**Viega LLC • 585 Interlocken Blvd. • Broomfield, CO 80021 • Phone (800) 976-9819 • [www.viega.us](http://www.viega.us)**