

SPEAKMAN®

SAFETY PRICE LIST 2015

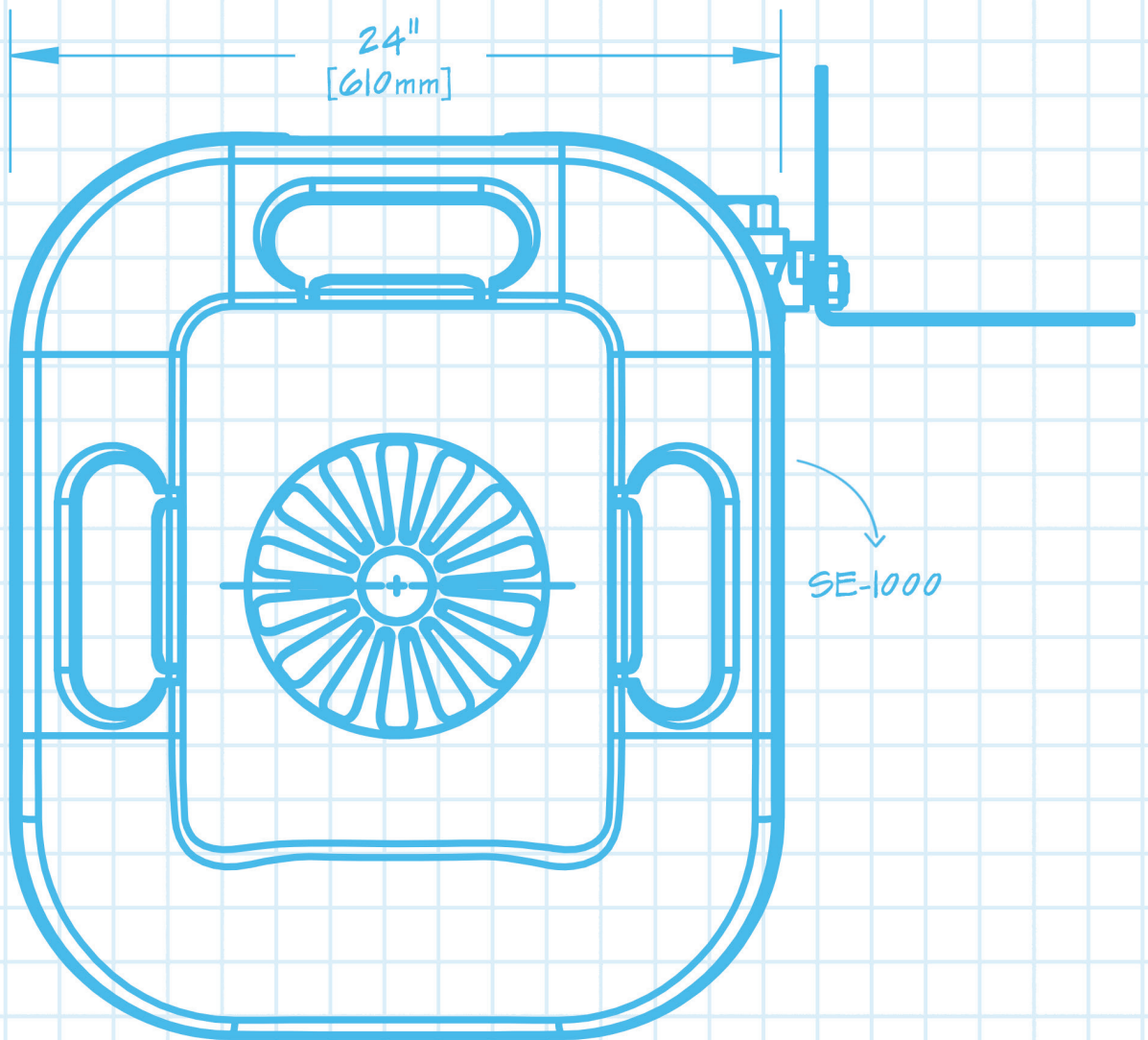


Table of Contents

EYESAVER® EYEWASH FAUCET COMBINATIONS

Single Post Combination Eyewash & Lab Faucets 3

Widespread Combination Eyewash & Lavatory Faucets 3

Combination Eyewash & Lavatory Retrofit Faucet Spouts 3

Battery Powered Combination Eyewash & Faucets 4

AC Powered Combination Eyewash & Faucets 4

Combination Eyewash and Service Sink Faucet 5

Drench Hoses and Eyewash Combinations 5

PORTABLE EYEWASH UNITS

Gravity Self-Contained Eyewashes and Accessories 6

Pressurized Portable Eyewashes 6

OPTIMUS™ EYE & FACE WASH SYSTEMS

Wall Mounted Combination Eye and Face Wash Bowls 7

Pedestal Mounted Eye and Face Wash Bowls 7

Combination Shower Eye and Face Wash System 7

TEPID WATER SOLUTIONS

Thermostatic Mixing Valves 8

Instant Hot Water Heaters for Eye/Face Washes and Combination Units 8

EYEWASH & EYE/FACE WASH UNITS

Wall Mounted Round Eye/Face Wash Bowls 9

Pedestal Mounted Round Eye/Face Wash Bowls 9

Wall Mounted Round Eyewash Bowls 9

Pedestal Mounted Round Eyewash Bowls 9

Wall Mounted Rectangular Eye/Face Wash Bowls 9

Pedestal Mounted Rectangular Eye/Face Wash Bowls 9

Laboratory Eyewashes and Emergency Showers 10

COMBINATION SHOWER EYEWASH & EYE/FACE WASH UNITS

Combination Shower with Round Eyewash & Eye/Face Wash Bowl 11

Combination Shower with Rectangular Eyewash & Eye/Face Wash Bowl 11

Stainless Steel Combination Shower with Eyewash and Eye/Face Wash Bowl 12

Heat-Traced Combination Stations 12

EMERGENCY SHOWER UNITS

Lifesaver® Emergency Showers 13

Ceiling Mounted Showers 13

ACCESSORIES

Alarms and Signs 14

Safety Accessories 14

Decontamination Equipment 14

SAFETY OPTIONS 15

SAFETY PRODUCTS REPAIR PARTS REFERENCE GUIDE 16-19

REPAIR PARTS 20-21

APPENDIX 22







TERMS & CONDITIONS 23

ICON KEY











* Quick ship icon indicates product is available for shipment within 48 hours for quantities of 4 pieces or less.

ADA icon indicates product is compliant with Americans with Disabilities Act.






EYESAVER® EYEWASH FAUCET COMBINATIONS

IMAGE	PRODUCT #	LIST PRICE	PRODUCT DESCRIPTION	Wt.
SINGLE POST COMBINATION EYEWASH & LAB FAUCETS Meets ANSI/ISEA Z358.1 & ASME A112.18.1/CSA B125.1, NSF 61 and NSF 372.				
 SEF-1850	SEF-1850 *	\$ 697.00	Faucet combines an independently operated eyewash and faucet. Pull activated aerated eyewash delivers safe water temperature to the eyes every time. Lead free brass construction. Faucet has 1.5 gpm/5.7L/min flow rate. Eyewash features 2.14 gpm/8.1L/min @ 30 psi flow rate.	10
	SEF-1850-8 *	\$ 814.00	(See SEF-1850) Features 8 in. spout.	12
WIDESPREAD COMBINATION EYEWASH & LAVATORY FAUCETS Meets ANSI/ISEA Z358.1 & ASME A112.18.1/CSA B125.1, NSF 61 and NSF 372.				
 SEF-1800-CA	SEF-1800-CA *	\$ 769.00	Widespread gooseneck faucet combines an independently operated eyewash and faucet. Pull activated aerated eyewash delivers safe water temperature to the eyes every time. Lead free brass construction. Faucet has 2.2 gpm/8.3L/min flow rate. Eyewash features 2.6 gpm/9.8L/min @ 30 psi flow rate.	10
	SEF-1800-CA-8 *	\$ 886.00	(See SEF-1800-CA) Features 8 in. spout.	12
 SEF-1800-CA-SL	SEF-1800-CA-SL	\$ 845.00	Widespread gooseneck faucet with single lever combines an independently operated eyewash and faucet. Pull activated aerated eyewash delivers safe water temperature to the eyes every time. Lead free brass construction. Faucet has 2.2 gpm/8.3L/min flow rate. Eyewash features 2.6 gpm/9.8L/min @ 30 psi flow rate.	10
 SEF-1801	SEF-1801 *	\$ 728.00	Widespread faucet combines an independently operated eyewash and faucet. Pull activated aerated eyewash delivers safe water temperature to the eyes every time. Lead free brass construction. Faucet has 1.5gpm/5.7L/min flow rate. Eyewash features 2.14 gpm/8.1L/min @ 30 psi flow rate.	8
	SEF-1801-8 *	\$ 845.00	(See SEF-1801) Features 8 in. spout.	10
COMBINATION EYEWASH & LAVATORY RETROFIT FAUCET SPOUTS Meets ANSI/ISEA Z358.1 & ASME A112.18.1/CSA B125.1, NSF 61 and NSF 372.				
 SEF-1000-CA	SEF-1000-CA	\$ 655.00	Gooseneck faucet combines an independently operated eyewash and faucet. Pull activated aerated eyewash delivers safe water temperature to the eyes. Faucet spout retrofits existing widespread installation. Lead free brass construction. Faucet has 2.2 gpm/8.3L/min flow rate. Eyewash features 2.6 gpm/9.8L/min @ 30 psi flow rate.	8
	SEF-1000-CA-8	\$ 772.00	(See SEF-1000-CA) Features 8 in. spout.	10
 SEF-2001	SEF-2001	\$ 614.00	Faucet combines an independently operated eyewash and faucet. Pull activated aerated eyewash delivers safe water temperature to the eyes. Faucet spout retrofits existing widespread installation. Lead free brass construction. Faucet has 1.5 gpm/5.7L/min flow rate. Eyewash features 2.14 gpm/8.1L/min @ 30 psi flow rate.	
	SEF-2001-8	\$ 731.00	(See SEF-2001) Features 8 in. spout.	
OPTIONS - electronic options such as flow switches and alarms available. See page 15.				
4WH	\$ 14.00	4 in. wrist blade handles for SEF-1850		
BO	\$ 11.00	0.5 gpm vandal-resistant flow control outlet		
FP	\$ 906.00	Foot pedal activation (excludes SEF-1850s, not NSF 372 compliant)		
LF	\$ 9.00	1.5 gpm laminar flow for faucet outlet		
NA	\$ 23.00	Soft flow eyewash spray outlets		
ST	\$ 173.00	Serrated tip with vacuum breaker		
TW	\$1,188.00	Thermostatic mixing valve for eyewash		





EYESAVER® EYEWASH FAUCET COMBINATIONS








IMAGE	PRODUCT #	LIST PRICE	PRODUCT DESCRIPTION	Wt.
BATTERY POWERED COMBINATION EYEWASH & FAUCETS Meets ANSI/ISEA Z358.1 & ASME A112.18.1/CSA B125.1.				
	SEF-1812	\$ 1,283.00	8 in. deck plate gooseneck faucet with under-counter mixing valve. Combines an independently operated eyewash and faucet. Pull activated aerated eyewash delivers safe water temperature to the eyes. Faucet features 2.6 gpm/9.84L/min @ 30 psi flow rate.	12
	SEF-1813	\$ 1,446.00	8 in. deck plate gooseneck faucet with thermostatic mixing valve. Combines an independently operated eyewash and faucet. Pull activated aerated eyewash delivers safe water temperature to the eyes. Faucet features 2.6 gpm/9.84L/min @ 30 psi flow rate.	12
	SEF-1814	\$ 1,444.00	8 in. deck plate gooseneck faucet with above counter mixing valve. Combines an independently operated eyewash and faucet. Pull activated aerated eyewash delivers safe water temperature to the eyes. Faucet features 2.6 gpm/9.84L/min @ 30 psi flow rate.	12
	SEF-1815	\$ 1,469.00	8 in. deck plate gooseneck faucet with under-counter mixing valve and manual override. Combines an independently operated eyewash and faucet. Pull activated aerated eyewash delivers safe water temperature to the eyes. Faucet features 2.6 gpm/9.84L/min @ 30 psi flow rate.	12
	SEF-1816	\$ 1,632.00	8 in. deck plate gooseneck faucet with thermostatic mixing valve and manual override. Combines an independently operated eyewash and faucet. Pull activated aerated eyewash delivers safe water temperature to the eyes. Faucet features 2.6 gpm/9.84L/min @ 30 psi flow rate.	12
AC POWERED COMBINATION EYEWASH & FAUCETS Meets ANSI/ISEA Z358.1 & ASME A112.18.1/CSA B125.1.				
	SEF-1822	\$ 1,314.00	8 in. deck plate gooseneck faucet with under-counter mixing valve. Combines an independently operated eyewash and faucet. Pull activated aerated eyewash delivers safe water temperature to the eyes. Faucet features 2.6 gpm/9.84L/min @ 30 psi flow rate.	12
	SEF-1823	\$ 1,477.00	8 in. deck plate gooseneck faucet with thermostatic mixing valve. Combines an independently operated eyewash and faucet. Pull activated aerated eyewash delivers safe water temperature to the eyes. Faucet features 2.6 gpm/9.84L/min @ 30 psi flow rate.	12
	SEF-1824	\$ 1,475.00	8 in. deck plate gooseneck faucet with above counter mixing valve. Combines an independently operated eyewash and faucet. Pull activated aerated eyewash delivers safe water temperature to the eyes. Faucet features 2.6 gpm/9.84L/min @ 30 psi flow rate.	12
	SEF-1825	\$ 1,437.00	8 in. deck plate gooseneck faucet with under-counter mixing valve and manual override. Combines an independently operated eyewash and faucet. Pull activated aerated eyewash delivers safe water temperature to the eyes. Faucet features 2.6 gpm/9.84L/min @ 30 psi flow rate.	12
	SEF-1826	\$ 1,600.00	8 in. deck plate gooseneck faucet with thermostatic mixing valve and manual override. Combines an independently operated eyewash and faucet. Pull activated aerated eyewash delivers safe water temperature to the eyes. Faucet features 2.6 gpm/9.84L/min @ 30 psi flow rate.	12
OPTIONS - electronic options such as flow switches and alarms available. See page 15.				
8	\$ 119.00	8 in. deep gooseneck rigid or swivel		
BO	\$ 11.00	0.5 gpm vandal-resistant flow control outlet		
FP	\$ 906.00	Foot pedal activation		
LF	\$ 9.00	2.2 gpm laminar flow for faucet outlet (battery and electronic faucets)		
NA	\$ 23.00	Soft flow eyewash spray outlets		
ST	\$ 173.00	Serrated tip with vacuum breaker		
TW	\$1,188.00	Thermostatic mixing valve for eyewash		
TMV	\$ 217.00	Under-counter thermostatic mixing valve for faucet temp (SEF-1814, SEF-1824)		

EYESAVER® EYEWASH FAUCET COMBINATIONS



IMAGE	PRODUCT #	LIST PRICE	PRODUCT DESCRIPTION	WT.
COMBINATION EYEWASH AND SERVICE SINK FAUCET Meets ANSI/ISEA Z358.1				
 SEF-9000	SEF-9000 *	\$ 605.00	Faucet combining an eyewash/drench hose and SC-5811-RCP service sink faucet that work independently. Eyewash attaches to the faucet's cold water integral stop cavity ensuring safe water temperature to the eyes every time. Meets ASME 112.18.1/CSA B125.1 and ASSE-1001.	15
	SEF-9000-FM	\$ 605.00	Faucet combining a fixed mount eyewash/drench hose and SC-5811-RCP service sink faucet that work independently. Eyewash attaches to the faucet's cold water integral stop cavity ensuring safe water temperature to the eyes every time. Meets ASME 112.18.1/CSA B125.1 and ASSE-1001.	15
 SEF-9200	SEF-9200 *	\$ 426.00	Eyewash/drench hose attachment for Speakman service sink faucet models SC-581X/583X/585X, Ferguson ProFlo PF1118, FIAT 830-AA. Eyewash attaches to the faucet's cold water integral stop cavity ensuring safe water temperature to the eyes every time.	6
	SEF-9200-ILR	\$ 532.00	Eyewash/drench hose attachment for utility sinks. Eyewash attaches to the faucet's cold water inlet.	6
SERVICE SINK OPTIONS - electronic options such as flow switches and alarms available. See page 15.				
4WH		\$ 14.00	4 in. Wrist Blade handles for service sink faucet (excludes SEF-9200 & SEF-9200-ILR)	
5H		\$ 43.00	5 ft. hose with hook (excludes SEF-9200 & SEF-9200-ILR)	
CK		\$ 8.00	Check valves in swivel assembly (excludes SEF-9200 & SEF-9200-ILR)	
TW		\$ 1,188.00	Thermostatic mixing valve for eyewash	
DRENCH HOSES AND EYEWASH COMBINATIONS – The SE-927 and SE-925-TEW are certified ANSI/ISEA Z358.1.				
 SE-920	SE-920 *	\$ 236.00	6 ft. drench hose with single aerated spray outlet, wall mounted on hook. Features self-closing valve.	3
	SE-921	\$ 295.00	6 ft. drench hose with single aerated spray outlet, deck mounted. Features self-closing valve.	4
	SE-925	\$ 441.00	12 ft. recoiling drench hose with single aerated spray outlet, wall mounted. Features stay open valve.	5
	SE-925-TEW *	\$ 474.00	12 ft. recoiling drench hose/eyewash with twin aerated sprays, wall mounted. Features stay open valve. ANSI/ISEA Z358.1 certified eyewash.	6
	SE-927*	\$ 400.00	6 ft. drench hose/eyewash with twin aerated sprays, deck mounted. Features stay open valve. ANSI/ISEA Z358.1 certified eyewash.	4
OPTIONS - electronic options such as flow switches and alarms available. See page 15.				
VB		\$ 150.00	Vacuum breaker	

PORTABLE EYEWASH UNITS







IMAGE	PRODUCT #	LIST PRICE	PRODUCT DESCRIPTION	Wt.
GRAVITY SELF-CONTAINED EYEWASHES AND ACCESSORIES - Meets ANSI/ISEA Z358.1.				
 SE-4000	SE-4000 *	\$ 616.00	Portable 21 gallon Gravityflo® gravity fed eyewash station. Activated by pull down spray arms for hands free operation. Features continuous flow for the ANSI/ISEA Z358.1 required 15 minutes.	30
 SE-4320	SE-4300 *	\$ 267.00	Portable 20 gallon Gravityflo® gravity fed eyewash station. Activated by pull strap for hands free operation. Features continuous flow for the ANSI/ISEA Z358.1 required 15 minutes. Integral drain allows flushing fluids to be contained.	18
	SE-4320 *	\$ 357.00	Portable 20 gallon Gravityflo® gravity fed eyewash station with side fitting drench hose. Activated by pull strap for hands free operation. Features continuous flow for the ANSI/ISEA Z358.1 required 15 minutes. Integral drain allows flushing fluids to be contained.	22
	SE-4380	\$ 743.00	Portable 20 gallon Gravityflo® gravity fed eyewash station and SE-4360 transportation cart. Activated by pull strap for hands free operation. Features continuous flow for the ANSI/ISEA Z358.1 required 15 minutes. Integral drain allows flushing fluids to be contained.	63
 SE-4400	SE-4400 *	\$ 194.00	Portable 9 gallon Gravityflo® gravity fed eyewash station. Features pull down activation for hands free operation. Features continuous flow for the ANSI/ISEA Z358.1 required 15 minutes.	12
OPTIONS				
	SE-4920 *	\$ 88.00	Drench hose for Gravityflo® units (SE-4000 & SE-4300).	4
	SE-4360	\$ 504.00	Cart to transport SE-4300 series Gravityflo® gravity fed eyewashes with fluid collection bucket.	45
PRESSURIZED PORTABLE EYEWASHES SE-590 & Se-591 Meet ANSI/ISEA Z358.1.				
 SE-590	SE-590 *	\$ 1,687.00	Portable 10 gallon stainless steel pressurized eyewash with 6 ft. reinforced drench hose unit. Activated by a stainless steel push handle. Eyewash with dual spray outlets and flip-top dust covers.	25
	SE-591	\$ 1,537.00	Portable 10 gallon stainless steel pressurized eyewash unit. Activated by a stainless steel push handle. Eyewash with dual spray outlets and flip-top dust covers.	24
	SE-597	\$ 794.00	Portable 5 gallon stainless steel pressurized unit. Single spray with squeeze handle activation.	13

OPTIMUS™ EYE & FACE WASH SYSTEMS				
IMAGE	PRODUCT #	LIST PRICE	PRODUCT DESCRIPTION	Wt.
WALL MOUNTED COMBINATION EYE AND FACE WASH BOWLS Meets ANSI/ISEA Z358.1.				
	SE-1000 ♿ *	\$ 319.00	Wall mounted integrated eye and face wash bowl featuring dual aerated eyewashes and dual full coverage face pads. Bowl constructed of yellow ABS plastic. Wall mount ready for ADA requirements.	14
	SE-1050 ♿ *	\$ 397.00	Wall mounted integrated eye and face wash bowl featuring dual aerated eyewashes and dual full coverage face pads. Bowl constructed of stainless steel. Wall mount ready for ADA requirements.	14
	SE-1055 ♿ *	\$ 750.00	Wall mounted integrated eye and face wash bowl featuring dual aerated eyewashes and dual full coverage face pads. Bowl and ball valve constructed of stainless steel. Wall mount ready for ADA requirements.	16
PEDESTAL MOUNTED EYE AND FACE WASH BOWLS Meets ANSI/ISEA Z358.1.				
	SE-1100 *	\$ 440.00	Pedestal mounted integrated eye and face wash bowl featuring dual aerated eyewashes and dual full coverage face pads. Bowl constructed of yellow ABS plastic.	24
	SE-1150 *	\$ 520.00	Pedestal mounted integrated eye and face wash bowl featuring dual aerated eyewashes and dual full coverage face pads. Bowl constructed of stainless steel.	25
	SE-1155 *	\$ 875.00	Pedestal mounted integrated eye and face wash bowl featuring dual aerated eyewashes and dual full coverage face pads. Bowl, ball valve and pedestal constructed of stainless steel.	27
COMBINATION SHOWER EYE AND FACE WASH SYSTEM Meets ANSI/ISEA Z358.1.				
 SE-1200	SE-1200 ♿ *	\$ 882.00	Unit combines 8 in. yellow plastic showerhead with SE-1000 eye and face wash bowl into one multi-functioning unit. 1 1/4 in. galvanized steel stanchion with DuraJade™ powder-coated finish. Bowl constructed of yellow ABS plastic. Configurations ready for ADA requirements.	41
	SE-1250 ♿ *	\$ 930.00	Unit combines 8 in. yellow plastic showerhead with SE-1050 eye and face wash bowl into one multi-functioning unit. 1 1/4 in. galvanized steel stanchion with DuraJade™ powder-coated finish. Bowl constructed of stainless steel. Configurations ready for ADA requirements.	42
	SE-1255 ♿ *	\$ 2,328.00	Unit combines 8 in. stainless steel showerhead with SE-1055 eye and face wash bowl into one multi-functioning unit. 1 1/4 in. stainless steel stanchion. Bowl and ball valves constructed of stainless steel. Configurations ready for ADA requirements.	44
OPTIONS - electronic options such as flow switches and alarms available. See page 15.				
FPV		\$ 561.00	Freeze protection valve	
HFO		\$ 112.00	Hand and foot operation.	
HS		\$ 201.00	Addition of SE-920 hand held drench hose to eyewashes	
ILS		\$ 47.00	In-line strainer for 1/2 in. IPS piping	
OCV		call for price	Full bowl cover	
PT		\$ 67.00	"P" trap for eyewash or eye/face wash stations (1 1/4 in. diameter)	
SPV		\$ 555.00	Scald protection valve	








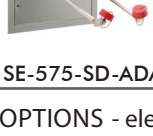

TEPID WATER SOLUTIONS

IMAGE	PRODUCT #	LIST PRICE	PRODUCT DESCRIPTION	Wt.
THERMOSTATIC MIXING VALVES - ASSE 1071 compliant.				
 SE-350  SE-370	SE-350	\$ 2,888.00	Dual element valve with 67 gpm capacity of tepid water. Provides 43 gpm cold water bypass and automatic hot water shut off in case of element failure.	30
	SE-362 *	\$ 1,363.00	Single element valve with 36 gpm capacity of tepid water. Provides 20 gpm cold water bypass and automatic hot water shut off in case of element failure.	20
	SE-370 *	\$ 1,040.00	Single element valve with 7 gpm capacity of tepid water. Provides 5 gpm cold water bypass and automatic hot water shut off in case of element failure.	5
	SEF-TW *	\$ 1,188.00	Tepid water kit, includes SE-370 valve with fittings, hoses and hardware for connection with SEF-1800-CA, SEF-1850, SEF-1801 & SEF-9000.	5
	SE-TW-EW	\$ 1,127.00	Tepid water kit, includes SE-370 valve with fittings, hoses and hardware for connection with eye or eye/face wash stations.	5
OPTIONS				
SE-356		\$ 1,411.00	Flush mounted cabinet for SE-350 thermostatic mixing valve	40
SE-366		\$ 1,337.00	Flush mounted cabinet for SE-362 thermostatic mixing valve	20
SE-376		\$ 783.00	Flush mounted cabinet for SE-370 thermostatic mixing valve	7
INSTANT HOT WATER HEATERS FOR EYE/FACE WASHES AND COMBINATION UNITS - All units are custom made to order and as such are non-returnable, non-refundable, non-cancelable. We urge you to check your electrical supply, making sure all criteria for operating your water heater are met, especially that a neutral line is available for All 480/277 Units. A Sizing Sheet is Required. Call for pricing and availability.				



EYEWASH & EYE/FACE WASH UNITS

IMAGE	PRODUCT #	LIST PRICE	PRODUCT DESCRIPTION	Wt.
WALL MOUNTED ROUND EYE/FACE WASH BOWLS Meets ANSI/ISEA Z358.1.				
 SE-490	SE-490 *	\$ 386.00	Stainless steel bowl with dual soft flowing eye/face wash spray heads.	10
	SE-490-SS	\$ 2,059.00	All stainless steel components, dual soft flowing eye/face wash spray heads.	10
	SE-495 *	\$ 310.00	Yellow plastic bowl with dual soft flowing eye/face wash spray heads.	10
PEDESTAL MOUNTED ROUND EYE/FACE WASH BOWLS Meets ANSI/ISEA Z358.1.				
 SE-491	SE-491	\$ 476.00	Stainless steel bowl with dual soft flowing eye/face wash spray heads.	26
	SE-491-SS	\$ 1,903.00	All stainless steel components, dual soft flowing eye/face wash spray heads.	26
	SE-496	\$ 405.00	Yellow plastic bowl with dual soft flowing eye/face wash spray heads.	30
WALL MOUNTED ROUND EYEWASH BOWLS Meets ANSI/ISEA Z358.1.				
 SE-582	SE-580 *	\$ 278.00	Yellow plastic bowl with dual aerated eyewash spray heads.	9
	SE-582 *	\$ 347.00	Stainless steel bowl with dual aerated eyewash spray heads.	9
PEDESTAL MOUNTED ROUND EYEWASH BOWLS Meets ANSI/ISEA Z358.1.				
 SE-583	SE-583	\$ 414.00	Yellow plastic bowl with dual aerated eyewash spray heads.	22
	SE-584	\$ 459.00	Stainless steel bowl with dual aerated eyewash spray heads.	22
WALL MOUNTED RECTANGULAR EYE AND EYE/FACE WASH BOWLS Meets ANSI/ISEA Z358.1.				
 SE-400	SE-400	\$ 749.00	Wall mounted eye/face wash, stainless steel bowl with six aerated spray heads.	15
	SE-401	\$ 648.00	Wall mounted eye/face wash, yellow plastic bowl with six aerated spray heads.	17
	SE-505	\$ 625.00	Wall mounted eyewash, stainless steel bowl, trigger bar activated with dual aerated spray heads.	10
	SE-565	\$ 596.00	Countertop mounted eyewash, stainless steel bowl, trigger bar activated with dual aerated spray heads.	28
PEDESTAL MOUNTED RECTANGULAR EYE AND EYE/FACE WASH BOWLS Meets ANSI/ISEA Z358.1.				
 SE-420	SE-420	\$ 953.00	Stainless steel eye/face wash bowl with six aerated spray heads.	30
	SE-545	\$ 843.00	Stainless steel eyewash bowl, trigger bar activated with dual aerated spray heads.	21
OPTIONS - electronic options such as flow switches and alarms available. See page 15.				
ADA		ADA eye and face wash bowls available. See Optimus™ offering page 7.		
CV		\$ 232.00	Stainless Steel Cover (SE-490 & SE-582 only)	
FPV		\$ 561.00	Freeze protection valve	
HFO		\$ 112.00	Hand and foot operation.	
HS		\$ 201.00	Addition of SE-920 hand held drench hose to eyewashes	
ILS		\$ 47.00	In-line strainer for 1/2 in. IPS piping	
PT		\$ 67.00	"P" trap for eyewash or eye/face wash stations (1 1/4 in. diameter)	
SPV		\$ 555.00	Scald protection valve	
SSBV2		\$ 153.00	Substituting a 1/2 in. IPS stainless steel ball valve	


EYEWASH & EYE/FACE WASH UNITS

IMAGE	PRODUCT #	LIST PRICE	PRODUCT DESCRIPTION	Wt.
LABORATORY EYEWASHES AND EMERGENCY SHOWERS – Meet ANSI/ISEA Z358.1.				
	SE-570 *	\$ 389.00	Countertop mounted, swing activated eyewash. Features twin aerated sprays, with built-in flow regulator and stay-open ball valve.	4
	SE-572 *	\$ 404.00	Countertop mounted, paddle handle activated eyewash with 90° swivel arm. Features twin aerated sprays, with built-in flow regulator and stay-open ball valve.	6
	SE-573	\$ 553.00	Back deck mounted, pull down activated eye/face wash. Features twin soft flow spray heads with individual flow restrictors.	6
	SE-575	\$ 314.00	Wall mounted, push handle activated eye/face wash. Features twin soft flow spray heads with individual flow restrictors and stay-open ball valve.	5
	SE-575-DP	\$ 1,835.00	Wall mounted, recessed stainless steel cabinet with swing down activated eye/face wash. Features twin soft flow spray heads with individual flow restrictors and stay-open ball valve and integral drain pan. Extended arms for ADA accessibility.	18
	SE-575-DP-237	\$ 2,775.00	Combination wall mounted swing down eye/face wash with integral drain pan & a pull handle activated recessed deluge shower. Extended arms for ADA accessibility.	34
	SE-575-DP-238	\$ 2,775.00	Combination wall mounted swing down eye/face wash with integral drain pan & pull handle activated drop down deluge shower. Extended arms for ADA accessibility.	32
	SE-575-SD-ADA	\$ 1,647.00	Wall mounted, swing down eye/face wash in recessed stainless steel cabinet. Extended arms for ADA accessibility.	15
	SE-577-SD	\$ 654.00	Wall mounted, swing down activated eyewash. Features twin aerated spray heads and stay-open ball valve.	5
	SE-579-SD	\$ 654.00	Deck mounted, swing down activated eyewash. Features twin aerated spray heads and stay-open ball valve. Includes in-line strainer.	6
OPTIONS - electronic options such as flow switches and alarms available. See page 15.				
LH	\$ 20.00	Left hand operation (SE-570 & SE-572 only)		
ILS	\$ 47.00	In-line strainer for 1/2 in. IPS piping (SE-570, SE-572, SE-573 only)		

COMBINATION SHOWER EYEWASH & EYE/FACE WASH UNITS

IMAGE	PRODUCT #	LIST PRICE	PRODUCT DESCRIPTION	Wt.
COMBINATION SHOWER WITH ROUND EYEWASH & EYE/FACE WASH BOWL Meets ANSI/ISEA Z358.1.				
 SE-690	SE-675	\$ 839.00	Impeller action yellow showerhead with high visibility yellow pull rod activation, with stay open ball valve. Combines with SE-575 eye/face wash, no bowl. 1¼ in. galvanized steel stanchion with DuraJade™ powder-coated finish.	46
	SE-690 *	\$ 904.00	Impeller action yellow showerhead with high visibility yellow pull rod activation, with stay open ball valve. Combines with SE-490 eye/face wash. 1¼ in. galvanized steel stanchion with DuraJade™ powder-coated finish.	46
	SE-690-PVC	\$ 1,535.00	Impeller action yellow showerhead with high visibility yellow pull rod activation, with stay open ball valve. Combines with SE-490 eye/face wash, PVC piping, stainless steel valves.	42
	SE-693 *	\$ 889.00	Impeller action yellow showerhead with high visibility yellow pull rod activation, with stay open ball valve. Combines with SE-582 eyewash. 1¼ in. galvanized steel stanchion with DuraJade™ powder-coated finish.	46
	SE-695 *	\$ 857.00	Impeller action yellow showerhead with high visibility yellow pull rod activation, with stay open ball valve. Combines with SE-495 eye/face wash. 1¼ in. galvanized steel stanchion with DuraJade™ powder-coated finish.	45
	SE-697 *	\$ 816.00	Impeller action yellow showerhead with high visibility yellow pull rod activation, with stay open ball valve. Combines with SE-580 eyewash. 1¼ in. galvanized steel stanchion with DuraJade™ powder-coated finish.	45
COMBINATION SHOWER WITH RECTANGULAR EYEWASH & EYE/FACE WASH BOWL Meets ANSI/ISEA Z358.1.				
 SE-603	SE-603	\$ 1,423.00	Impeller action yellow showerhead with high visibility yellow pull rod activation, with stay open ball valve. Combines with SE-400 eye/face wash. 1¼ in. galvanized steel stanchion with DuraJade™ powder-coated finish.	48
	SE-604	\$ 1,274.00	Impeller action yellow showerhead with high visibility yellow pull rod activation, with stay open ball valve. Combines with SE-401 eye/face wash. 1¼ in. galvanized steel stanchion with DuraJade™ powder-coated finish.	46
	SE-609	\$ 3,232.00	Freeze protected shower with SE-400 eye/face wash, 42 in. bury depth. Add \$105/ft for bury depth up to 60 in. max.	117
	SE-616	\$ 1,288.00	Impeller action yellow showerhead with pull high visibility yellow rod activation, with stay open ball valve. Combines with SE-505 eye/face wash. 1¼ in. galvanized steel stanchion with DuraJade™ powder-coated finish.	45
OPTIONS - electronic options such as flow switches and alarms available. See page 15.				
ADA		ADA eye and face wash bowls available. See Optimus™ offering page 7.		
CV		\$ 232.00	Stainless Steel Cover (SE-690, SE-693 only)	
FPV		\$ 561.00	Freeze protection valve	
HFO		\$ 112.00	Hand and foot operation.	
HS		\$ 201.00	Addition of SE-920 hand held drench hose to SE-600 series combination units	
SCSV		\$ 102.00	Self-closing shower valve with chain and ring	
SPR		\$ 63.00	Stainless steel pull rod	
SPV		\$ 555.00	Scald protection valve	
SSBV1		\$ 179.00	Substituting a 1 in. IPS stainless steel ball valve	
SSBV2		\$153.00	Substituting a 1/2 in. IPS stainless steel ball valve	
SSH		\$ 227.00	Substitution of stainless steel showerhead for standard plastic head	


COMBINATION SHOWER EYEWASH & EYE/FACE WASH UNITS

IMAGE	PRODUCT #	LIST PRICE	PRODUCT DESCRIPTION	Wt.
STAINLESS STEEL COMBINATION SHOWER WITH EYEWASH AND EYE/FACE WASH BOWL Meets ANSI/ISEA Z358.1.				
	SE-622	\$ 2,942.00	Impeller action stainless steel showerhead with pull rod activation, stay open ball valves. Combines with SE-505 eye/face wash.	34
	SE-623	\$ 3,317.00	Impeller action stainless steel showerhead with pull rod activation, stay open ball valves. Combines with SE-400 eye/face wash.	37
	SE-625	\$ 2,317.00	Impeller action stainless steel showerhead with pull rod activation, stay open ball valves. Combines with SE-490 eye/face wash.	33
	SE-625-SS	\$ 3,237.00	Impeller action stainless steel showerhead with pull rod activation, stay open ball valves. Combines with SE-490-SS eye/face wash.	33
	SE-626	\$ 2,290.00	Impeller action stainless steel showerhead with pull rod activation, stay open ball valves. Combines with SE-582 eyewash.	39

OPTIONS - electronic options such as flow switches and alarms available. See page 15.

CV	\$ 232.00	Stainless Steel Cover (SE-625, SE-626 only)
FPV	\$ 561.00	Freeze protection valve
HFO	\$ 112.00	Hand and foot operation. Not available with ADA option
HS	\$ 201.00	Addition of SE-920 hand held drench hose to SE-600 series combination units
SCSV	\$ 102.00	Self-closing shower valve with chain and ring
SPR	\$ 63.00	Stainless steel pull rod
SPV	\$ 555.00	Scald protection valve

HEAT-TRACED COMBINATION STATIONS - Meets ANSI/ISEA Z358.1. Units meet Class 1, Division 2 electrical requirements.

	SE-7000 *	\$ 4,303.00	Freeze protected shower and eye/face wash unit, wrapped with heat traced cable/insulation. Bottom supply. FM approved.	84
	SE-7001 *	\$ 4,303.00	Floor mounted unit, top supply. FM approved.	84
	SE-7000-220V50C	\$ 5,037.00	Freeze protected shower and eye/face wash unit, wrapped with heat traced cable/insulation. Bottom supply. 220 volts 50/60 cycle. FM approved.	84
	SE-7000-PL	\$ 4,740.00	Freeze protected shower and eye/face wash unit, wrapped with heat traced cable/insulation. Bottom supply with pilot light for non-hazardous areas. FM approved.	84
	SE-7000-PL-C1D2	\$ 5,049.00	Floor mounted unit, bottom supply with pilot light for class 1 division 2. FM approved.	84
	SE-7001-220V50C	\$ 5,037.00	Floor mounted unit, top supply, 220 volts 50/60 cycle. FM approved.	84



INTEGRAL OPTIONS FOR SE-7000 SERIES

DH	\$ 254.00	Drench hose option	2
IT	\$ 372.00	Immersion well thermometer	2
SPV-7000	\$ 518.00	Scald protection valve	2
UN1	\$ 40.00	1½ in. union	

FIELD INSTALLED ACCESSORIES FOR SE-7000 SERIES

VPL	\$ 600.00	Area light for non-hazardous locations - Clear globe	2
VPL-C1D2	\$ 1,120.00	Area light for Class 1 Division 2 areas - Clear globe	2


EMERGENCY SHOWER UNITS

IMAGE	PRODUCT #	LIST PRICE	PRODUCT DESCRIPTION	Wt.
LIFESAVER® EMERGENCY SHOWERS Meets ANSI/ISEA Z358.1.				
 SE-227	SE-220 *	\$ 236.00	Vertical overhead supply, stay-open ball valve, high visibility yellow pull rod. Features an impeller action yellow showerhead.	6
	SE-220-ADA	\$ 251.00	Vertical overhead supply, stay-open ball valve, ADA extended yellow pull rod. Features an impeller action yellow showerhead.	7
	SE-220-SS	\$ 633.00	Vertical overhead supply, stay-open ball valve, pull rod, all stainless steel. Features an impeller action yellow showerhead.	7
 SE-253	SE-227 *	\$ 254.00	Horizontal supply, stay-open ball valve, high visibility yellow pull rod. Features an impeller action yellow showerhead.	9
	SE-227-SS	\$ 852.00	Horizontal supply, stay-open ball valve, pull rod, all stainless steel components. Features an impeller action yellow showerhead.	7
	SE-253	\$ 561.00	Freestanding unit, stay-open ball valve, pull rod. Features an impeller action yellow showerhead.	41
	SE-253-SS	\$ 1,596.00	Freestanding unit, stay-open ball valve, pull rod, all stainless steel components. Features an impeller action yellow showerhead.	38

OPTIONS - electronic options such as flow switches and alarms available. See page 15.

FPV	\$ 561.00	Freeze protection valve
SCSV	\$ 102.00	Self-closing valve with chain and ring
SPV	\$ 555.00	Scald protection valve
SSBV1	\$ 179.00	Substituting a 1 in. IPS stainless steel ball valve (exclude -ss suffix)
SSH	\$ 227.00	Substitution of stainless steel showerhead for standard plastic head (exclude -ss suffix)







CEILING MOUNTED SHOWERS - Meet ANSI/ISEA Z358.1.

 SE-237	SE-236	\$ 487.00	Horizontal supply concealed ceiling mount impeller action showerhead. Stay-open ball valve, on-off pull chains with rings.	16
	SE-236-PR	\$ 451.00	Horizontal supply concealed ceiling mount impeller action showerhead. Yellow pull rod handle activation. Stay-open ball valve.	16
	SE-237	\$ 901.00	Horizontal supply deluge shower with 10 in. flush chrome plated showerhead. Features semi-recessed wall mounted activator.	18
	SE-238	\$ 949.00	Vertical supply deluge shower with extended 8 in. showerhead for ceilings over 8 ft. Features semi-recessed wall mounted activator.	18

OPTIONS - electronic options such as flow switches and alarms available. See page 15.

FPV	\$ 561.00	Freeze protection valve
SPV	\$ 555.00	Scald protection valve
SSBV1	\$ 179.00	Substituting a 1 in. IPS stainless steel ball valve

ACCESSORIES

IMAGE	PRODUCT #	LIST PRICE	PRODUCT DESCRIPTION	Wt.
ALARMS AND SIGNS				
 AL-2-C1D2	AL-1	\$ 291.00	Air alarm system (air canister, mounting bracket and horn).	2
	AL-2	\$ 1,300.00	Alarm System (flow switch, light & horn)	39
	AL2-C1D2	\$ 3,133.00	Alarm system (flow switch, light & horn) to meet Class 1, Division 2 requirements.	21
 AL-2	AL-3	\$ 1,480.00	Alarm System (flow switch, light, horn & silencing switch)	39
	AL3-C1D2	\$ 3,438.00	Alarm system (flow switch, light, horn, silencing switch) to meet Class 1, Division 2 requirements.	39
 SGN3	FLW	\$ 752.00	Flow switch for remote alarm activation, 120 volts, AC (1-1/4 in. pipe size).	3
	FLW-DPDT	\$ 929.00	Double pole and throw, flow switch for remote alarm activation, 120 volts, AC (1-1/4 in. pipe size).	3
	SGN1	\$ 21.00	"Emergency Eyewash" sign.	1
	SGN2	\$ 21.00	"Safety Shower" sign.	1
	SGN3	\$ 21.00	"Emergency Shower and Eyewash" sign.	1
 FLW	SSTG	\$ 31.00	Stainless steel tag.	
SAFETY ACCESSORIES TEST KITS				
 SE-952	SE-950 *	\$ 169.00	Shower and eyewash test kit.	8
	SE-952	\$ 10.00	Plastic eyewash test gauge.	1
DECONTAMINATION EQUIPMENT				
	PDS-1000	call for quote	The PDS-1000 portable decontamination shower is lightweight and completely portable. It is ideal for most decontamination applications where a permanent shower is not practical. The unique design permits the user to collapse this unit into an integral, easy carry case that can easily fit into any vehicle.	44

OPTIONS			
PRODUCT #	LIST PRICE	PRODUCT DESCRIPTION	Wt.
DELUGE SHOWERHEADS AND VALVE OPTIONS			
SE-870 *	\$ 100.00	ABS resin deluge impeller action showerhead.	1
SE-880	\$ 289.00	Stainless steel deluge impeller action showerhead.	2
SE-900	\$ 239.00	Self-closing valve, 1 in. female inlet, 1-1/2 in. male outlet.	3
SE-900-CR	\$ 267.00	Self-closing valve, 1 in. female inlet, 1-1/2 in. outlet, includes chain and pull ring.	3
SE-901	\$ 180.00	Self-closing valve, 1 in. female inlet, 1 in. female outlet.	3
SE-901-CR	\$ 203.00	Self-closing valve, 1 in. female inlet, 1 in. female outlet, includes chain and ring.	3
SE-909	\$ 123.00	3/8 in. Ball Valve Assembly For SE-590.	1
SE-910	\$ 140.00	Stay-open Ball Valve 1/2 in. female inlet/outlet with paddle handle.	1
SE-910-SSBV	\$ 332.00	1/2 in. Stainless Steel Ball Valve Assembly.	1
SE-911	\$ 186.00	Stay-open ball valve, 1 in. female inlet, 1 in. female outlet.	3
SE-911-CR	\$ 209.00	Stay open ball valve, 1 in. female inlet, 1 in. female outlet includes on-off chains and rings.	3
SE-911-PR	\$ 228.00	Stay open ball valve, 1 in. female inlet, 1 in. female outlet includes pull rod.	6
SE-911-SS	\$ 349.00	Stay open stainless steel ball valve, 1 in. female inlet, 1 in. female outlet.	6
SE-912-T	\$ 269.00	Stay open ball valve, 1-1/2 in. female inlet, 1-1/2 in. female outlet, vertical installation.	6
SE-914-T	\$ 179.00	Stay open ball valve, 3/4 in. female inlet, 3/4 in. female outlet, vertical installation.	2

SAFETY PRODUCTS REPAIR PARTS REFERENCE GUIDE

	PART #	LIST PRICE	PRODUCT DESCRIPTION
DELUGE SHOWERS			
DELUGE SHOWERS	RPG05-0740	\$ 30.20	20 gpm Flow restrictor assembly
	RPG47-0046	\$ 44.80	Pull rod replacement kit
	SE-870	\$ 100.00	ABS showerhead assembly
	SE-880	\$ 289.00	Stainless steel showerhead assembly
	SE-901-CR	\$ 203.00	Self-closing valve, 1in. female inlet, 1in. female outlet, includes chain and ring
	SE-911	\$ 186.00	Brass 1 in. ball valve assembly
	SE-911-CR	\$ 209.00	Stay-open ball valve , 1in. female inlet, 1in. female outlet includes on-off chains and rings
	SE-911-SS	\$ 349.00	Stainless steel 1in. ball valve assembly
	SE-911-PR	\$ 228.00	Yellow pull rod with brass 1in. ball valve assembly
COMBINATION FAUCET AND EYEWASH			
SEF-1000-CA/ SEF-1800-CA	G05-0872-PC	\$ 5.40	1.5 gpm faucet aerator
	RPG04-0316-PC	\$ 29.50	4 in. wrist blade handle group with screws, washers, and index buttons
	RPG05-0534-CA	\$ 30.10	Perfect valve cartridge only (red)
	RPG05-0535-CA	\$ 26.00	Perfect valve cartridge only (blue)
	RPG05-0724	\$ 50.50	Aerator replacement group (2 eyewash & 1 faucet)
	RPG07-0104	\$ 61.60	Yellow flip-top cap replacements (20 per bag)
	RPG38-0388	\$ 55.10	SEF-1800-CA Spray head assembly with aerators
	RPG49-0003	\$ 32.90	SEF-1800-CA Gooseneck internal seals kit
SEF-1850/SEF-1801/ SEF-2001	G05-0872-PC	\$ 5.40	1.5 gpm faucet aerator
	RPG04-0316-PC	\$ 29.50	4 in. wrist blade handle group with screws, washers, and index buttons
	RPG04-0408-PC	\$ 26.90	Cross handle group with screws, washers, and index buttons
	RPG04-0409	\$ 6.40	Eyewash handle with yellow text and set screw
	RPG05-0532-CA	\$ 26.00	Perfect valve cartridge only (red) (SEF-1850 only)
	RPG05-0533-CA	\$ 26.00	Perfect valve cartridge only (blue) (SEF-1850 only)
	RPG05-0534-CA	\$ 30.10	Perfect valve cartridge only (red) (SEF-1801 only)
	RPG05-0535-CA	\$ 30.10	Perfect valve cartridge only (blue) (SEF-1801 only)
	RPG05-0908	\$ 42.70	Eyewash aerators, flow control adapters, adapter washers, and flow controls
	RPG05-0909	\$ 15.20	Eyewash cartridge
	RPG05-0910-PC	\$ 16.10	Upper eyewash cover with flip caps
	RPG41-0120	\$ 5.20	Spout index button
	RPG49-0009	\$ 6.40	Spout quad rings (3) and friction washer (2)
SEF-9000	RPG07-0104	\$ 61.60	Yellow flip-top cap replacements (20 per bag)
	RPG20-1742	\$ 179.20	Eyewash valve repair group
	RPG38-0390	\$ 75.30	Spray head assembly (4 per bag)
EYE/FACE WASHES			
SE-400 SELECT SERIES	G21-0082-PC-P	\$ 55.90	SE-400 Strainer
	RPG05-0816	\$ 77.40	SE-400 Shroud repair hardware (o-rings, washers & screws)
	RPG05-1177	\$ 100.80	Aerator replacement group (6 each)
	RPG10-0041	\$ 49.20	SE-400 Shroud repair group (Plastic components only)
	RPG10-0042	\$ 222.90	SE-400 Shroud replacement group - brass & plastic components
	SE-910	\$ 140.00	Stay-open Ball Valve 1/2 in. female inlet/outlet with paddle handle.
SE-490 TRADITIONAL SERIES SOFT FLOW	RPG05-0715	\$ 89.30	SE-490 / SE-495 Non-Aerated Eye/Face Wash Bullhorn Assembly
	RPG05-0814	\$ 37.40	Bullhorn washer group
	RPG07-0104	\$ 61.60	Flip Top Dust Cap Replacement (20 per bag)
	RPG24-0292	\$ 1,046.00	Stainless steel bullhorn and spray head assembly
	RPG38-0390	\$ 75.30	SE-490 / SE-495 Non-Aerated Sprayhead Assembly
	SE-910	\$ 140.00	Stay-open Ball Valve 1/2 in. female inlet/outlet with paddle handle.
	SE-910-SSBV	\$ 332.00	Stainless Steel 1/2 in. Ball Valve Assembly

PICTORIAL PARTS SHEETS AVAILABLE ON PRODUCT PAGES ON SPEAKMAN WEBSITE

SAFETY PRODUCTS REPAIR PARTS REFERENCE GUIDE

	PART #	LIST PRICE	PRODUCT DESCRIPTION
EYEWASHES			
SE-505 SELECT SERIES	RPG05-0817	\$ 90.80	Frost proof hydrant repair kit
	RPG05-1177	\$ 100.80	Aerator replacement group (6 each)
	RPG20-1720-RCP	\$ 22.80	SE-505 Volume control replacement group
	RPG20-1962	\$ 230.60	SE-505 Ball valve and push bar assembly
	RPG42-0087-PLAS	\$ 77.40	SE-505/506 Spray head assembly repair group (2 each)
SE-580 TRADITIONAL SERIES AERATED	RPG05-0714	\$ 93.20	Eyewash bullhorn assembly with spray heads for SE-580/582
	RPG05-0814	\$ 37.40	Bullhorn washer group
	RPG05-1177	\$ 100.80	Aerator replacement group (6 each)
	RPG07-0104	\$ 61.60	Flip top dust cap replacement (20 per bag)
	RPG38-0379	\$ 72.10	Aerated spray head assembly for SE-580/582 (4 each)
	SE-910	\$ 140.00	Stay-open Ball Valve 1/2 in. female inlet/outlet with paddle handle.
	SE-910-SSBV	\$ 332.00	1/2 in. stainless steel stay-open ball valve assembly
PORTABLE EYEWASHES			
SE-4000	RPG05-0631	\$ 25.20	Dust covers for SE-4000 (2 Each)
	RPG20-1894	\$ 416.30	Repair valve for SE-4000
	RPG38-0347	\$ 44.80	Spray head assembly
SE-4300	RPG05-0935	\$ 5.50	(3) tamper-evident ties
	RPG07-0021	\$ 4.00	Fill cap purchased after 6/2014
	RPG07-0022	\$ 3.00	Side outlet cap
	RPG07-0117	\$ 6.30	Caps and clip for units purchased before 06/2014
	RPG38-0433	\$ 6.60	(2) replacement spray head (SE-4300)
	RPG56-0039	\$ 6.00	Pull strap activator
SE-4400	RPG05-0935	\$ 5.50	(3) tamper-evident ties
	RPG07-0021	\$ 4.00	Fill cap
	RPG38-0434	\$ 6.60	(2) Replacement Spray heads (SE-4400)
PRESSURIZED SE-590/SE-591	05-1671-MO	\$ 34.40	Pressure gauge for pressurized tank eyewashes (SE-590)
	G05-0735	\$ 100.60	Eyewash & Bull Horn Assembly (SE-590)
	G20-0584-PC	\$ 156.90	Drench hose self-closing valve
	G38-0382	\$ 21.60	Plastic low flow sprayhead assembly
	RPG07-0008	\$ 159.50	Pressure relief cap (SE-590)
	RPG07-0104	\$ 61.60	Yellow flip-top cap replacements (20 per bag)
	RPG38-0390	\$ 75.30	SE-590 Drench hose spray head (4 per bag)
PRESSURIZED SE-597	05-1671-MO	\$ 34.40	Pressure gauge for pressurized tank eyewashes
	G20-0584-PC	\$ 156.90	Drench hose self-closing valve
	RPG07-0008	\$ 159.50	Pressure relief cap for (SE-597)
	RPG07-0104	\$ 61.60	Yellow flip-top cap replacements (20 per bag)
OPTIMUS™			
SE-1000, SE-1050, SE-1055, SE-1100, SE-1150, SE-1155, SE-1200, SE-1250, SE-1255	RPG05-0936	\$ 63.30	Complete Spray System Replacement Group
	RPG05-2500	\$ 70.90	Aerators (6)
	RPG07-0023	\$ 7.50	Dust Cover Group
	RPG49-0010	\$ 4.50	Spray Outlet Gaskets
	RPG63-0087	\$ 11.70	Stainless Steel Flex Hose for eyewash manifold
	SE-910	\$ 140.00	Stay-open Ball Valve 1/2 in. female inlet/outlet with paddle handle.
	SE-910-SSBV	\$ 332.00	1/2 in. Stainless Steel Ball Valve with Paddle Handle
	RPG47-0044	\$ 145.50	S/S Pull Rod (With ADA Extension)
	RPG47-0047	\$ 77.90	Aluminum Pull Rod (With ADA Extension)
	RPG63-0094	\$ 14.00	Stainless Steel Eyewash Supply Hose for Combination Units
	SE-870	\$ 100.00	8" Plastic Showerheads
	SE-880	\$ 289.00	8" Stainless Steel Showerhead
	SE-911	\$ 186.00	1 in. Ball Valve
	SE-911-SS	\$ 349.00	1 in. Stainless Steel Ball Valve

PICTORIAL PARTS SHEETS AVAILABLE ON PRODUCT PAGES ON SPEAKMAN WEBSITE

For ordering information call Toll Free 1-800-537-2107 or fax your order to 1-800-977-2747
Visit us on the web at www.speakmancompany.com | ♻️ ADA compliant products | ⚡ Quick ship in 48 hours

SAFETY PRODUCTS REPAIR PARTS REFERENCE GUIDE

	PART #	LIST PRICE	PRODUCT DESCRIPTION
EYE/FACE WASH COMBINATION UNITS			
SELECT SERIES (SE-603/SE-623)	RPG05-0740	\$ 30.20	20 gpm Flow restrictor assembly
	SE-870	\$ 100.00	ABS showerhead assembly
	SE-880	\$ 289.00	Stainless steel showerhead assembly
	SE-901-CR	\$ 203.00	Self-closing valve, 1 in. female inlet, 1 in. female outlet, includes chain and ring
	SE-911	\$ 186.00	Brass 1 in. ball valve assembly
	SE-911-SS	\$ 349.00	Stainless steel 1 in. ball valve assembly
	G21-0082-PC-P	\$ 55.90	SE-400 in-line strainer assembly
	RPG05-0816	\$ 77.40	SE-400 Shroud repair hardware (o-rings, washers & screws)
	RPG05-0817	\$ 90.80	Frost proof hydrant repair kit
	RPG05-1177	\$ 100.80	Aerator replacement group (6 each)
	RPG10-0041	\$ 49.20	SE-400 Shroud repair group (plastic components only)
	RPG10-0042	\$ 222.90	SE-400 Shroud replacement group - brass & plastic components
	RPG21-0082-PC-P	\$ 55.90	In-line strainer assembly (SE-400)
	SE-910	\$ 140.00	Stay-open Ball Valve 1/2 in. female inlet/outlet with paddle handle.
	SE-910-SSBV	\$ 332.00	1/2 in. Stainless steel ball valve assembly
TRADITIONAL SERIES (SE-690/SE-695/SE-625)	RPG05-0740	\$ 30.20	20 gpm flow restrictor assembly
	RPG47-0044	\$ 145.50	Stainless steel extended pull rod replacement kit
	RPG47-0046	\$ 44.80	Pull rod replacement kit
	SE-870	\$ 100.00	ABS Showerhead assembly
	SE-880	\$ 289.00	Stainless steel showerhead assembly
	SE-901-CR	\$ 203.00	Self-closing valve, 1 in. female inlet, 1 in. female outlet, includes chain and ring
	SE-911	\$ 186.00	Brass 1 in. ball valve assembly
	SE-911-SS	\$ 349.00	Stainless steel 1 in. ball valve assembly
	RPG05-0715	\$ 89.30	Eye/Face wash bullhorn assembly with spray heads for SE-490/495
	RPG05-0814	\$ 37.40	Bullhorn washer group
	RPG07-0104	\$ 61.60	Yellow flip top cap replacements (20 per bag)
	RPG38-0390	\$ 75.30	Non-aerated replacement spray head
	SE-910	\$ 140.00	Stay-open Ball Valve 1/2 in. female inlet/outlet with paddle handle.
	SE-910-SSBV	\$ 332.00	1/2 in. Stainless steel ball valve assembly
HEAT TRACED SHOWERS			
HEAT TRACED SHOWERS	FPV-7000	\$ 519.10	Freeze Proof Valve for SE-7000
	RPG03-0263	\$ 148.00	Spindle extension repair group
	RPG05-0748	\$ 136.70	SE-6000/SE-7000 Replacement bullhorn assembly with spray heads
	RPG07-0104	\$ 61.60	Yellow flip-top cap replacements (20 per bag)
	RPG20-1883	\$ 114.10	SE-6000 1/2 in. Ball valve repair group
	RPG20-1922	\$ 132.50	SE-6000/SE-7000 1 in. Ball valve repair group
	RPG20-2000	\$ 205.40	SE-7000 1/2 in. 3-Way ball valve repair group
	RPG38-0395	\$ 117.60	SE-6000/SE-7000 Spray head assembly (4 each)
	RPG47-0046	\$ 44.80	Pull rod replacement kit
	SE-870	\$ 100.00	ABS Showerhead assembly

PICTORIAL PARTS SHEETS AVAILABLE ON PRODUCT PAGES ON SPEAKMAN WEBSITE

SAFETY PRODUCTS REPAIR PARTS REFERENCE GUIDE

	PART #	LIST PRICE	PRODUCT DESCRIPTION
EYEWASH COMBINATION UNITS			
SELECT SERIES (SE-616/SE-622)	RPG05-0740	\$ 30.20	20 gpm Flow restrictor assembly
	SE-870	\$ 100.00	ABS showerhead assembly
	SE-880	\$ 289.00	Stainless steel showerhead assembly
	SE-901-CR	\$ 203.00	Self-closing valve, 1 in. female inlet, 1 in. female outlet, includes chain and ring
	SE-911	\$ 186.00	Brass 1 in. ball valve assembly
	SE-911-SS	\$ 349.00	Stainless steel 1 in. ball valve assembly
	RPG05-0817	\$ 90.80	Frost proof hydrant repair kit
	RPG05-1177	\$ 100.80	Aerator replacement group (6 each)
	RPG10-0227	\$ 72.10	Replacement shields (10 each) SE-505
	RPG20-1720-RCP	\$ 22.80	SE-505 Volume control replacement group
	RPG20-1962	\$ 230.60	1/2 in. Ball valve with trigger bar assembly (SE-505)
	RPG42-0087-PLAS	\$ 77.40	SE-505/506 Spray head assembly repair group (2 each)
	SE-910	\$ 140.00	Stay-open Ball Valve 1/2 in. female inlet/outlet with paddle handle.
	SE-910-SSBV	\$ 332.00	1/2 in. Stainless steel ball valve assembly
TRADITIONAL SERIES (SE-693/SE-697/SE-626)	SE-870	\$ 100.00	ABS Showerhead assembly
	SE-880	\$ 289.00	Stainless steel showerhead assembly
	SE-911	\$ 186.00	Brass 1 in. ball valve assembly
	SE-911-SS	\$ 349.00	Stainless steel 1 in. ball valve assembly
	RPG05-0740	\$ 30.20	20 gpm flow restrictor assembly
	RPG63-0094	\$ 14.00	Stainless steel supply hose
	RPG05-0814	\$ 37.40	Bullhorn washer group
	RPG05-0714	\$ 93.20	Aerated bullhorn assembly with spray heads for SE-580/582
	RPG05-1177	\$ 100.80	Aerator replacement group (6 each)
	RPG07-0104	\$ 61.60	Yellow flip top cap replacements (20 per bag)
	RPG38-0390	\$ 75.30	Non-aerated spray head assembly (4 per bag)
	RPG38-0379	\$ 72.10	Aerated spray head assembly for SE-580/582 (4 each)
	SE-901-CR	\$ 203.00	Self-closing valve, 1 in. female inlet, 1 in. female outlet, includes chain and ring
	SE-910	\$ 140.00	Stay-open Ball Valve 1/2 in. female inlet/outlet with paddle handle.
	SE-910-SSBV	\$ 332.00	1/2 in. Stainless steel ball valve assembly
LABORATORY EYEWASHES			
SE-570, SE-572, SE-573, SE-575	RPG05-0686	\$ 31.00	Perfect® valve
	RPG05-0714	\$ 93.20	Bullhorn assembly with aerated sprays
	RPG05-1177	\$ 100.80	Aerator replacement group (6 each)
	RPG07-0104	\$ 61.60	Yellow flip-top cap replacements (20 per bag)
	RPG20-1883	\$ 114.10	Ball valve repair group (SE-575)
	RPG20-1996	\$ 164.60	Ball valve assembly (SE-572)
	RPG38-0379	\$ 72.10	Spray head assembly with aerators (4 per bag)
	RPG38-0421	\$ 174.70	Soft flow Spray Head Assembly (SE-573)
DRENCH HOSES	RPG05-1177	\$ 100.80	Aerator replacement group (6 each)
	RPG07-0104	\$ 61.60	Yellow flip-top cap replacements (20 per bag)
	RPG20-1742	\$ 179.20	Drench hose stay open valve repair group (SE-927)
	RPG20-2020	\$ 80.60	Drench hose self-closing valve repair group (SE-920)
	RPG38-0390	\$ 75.30	Soft flow spray head assembly (4 per bag)
	RPG38-0379	\$ 72.10	Aerated spray head assembly (4 each)
LABORATORY SAFETY SHOWERS			
SE-237, SE-238	RPG20-1985	\$ 148.90	1" Emergency shower ball valve
	SE-800	\$ 145.00	8" Chrome plated brass showerhead
	SE-890	\$ 890.00	10" Flanged chrome plated brass showerhead

PICTORIAL PARTS SHEETS AVAILABLE ON PRODUCT PAGES ON SPEAKMAN WEBSITE

For ordering information call Toll Free 1-800-537-2107 or fax your order to 1-800-977-2747
Visit us on the web at www.speakmancompany.com | ♿ ADA compliant products | ⚡ Quick ship in 48 hours

SPEAKMAN SAFETY REPAIR PARTS

PART #	PRODUCT DESCRIPTION	LIST PRICE
05-1671-MO	PRESSURE GAGE	\$ 34.40
FPV-7000	SE-7000 FROST PROOF VALVE REPAIR KIT	\$ 519.10
G05-0735	EYEWASH & BULLHORN ASSEMBLY FOR SE-590	\$ 100.60
G05-0872-PC	15/16-27 1.5 GPM AERATOR WITH FLATS	\$ 5.40
G20-0584-PC	3/8 IN. NPT VALVE FOR SE-920	\$ 156.90
G20-1493-RCP	3/4 IN. SELF CLOSING VALVE	\$ 331.40
G20-1723	3/4 IN. FROST PROOF HYDRANT	\$ 1,622.80
G21-0082-PC-P	SE-400 STRAINER	\$ 46.10
G38-0112-RCP	SE-100 SERIES SPRAY HEAD	\$ 51.60
G38-0382	PLASTIC LOW FLOW SPRAYHEAD ASSEMBLY	\$ 21.60
G68-0056	ROUND STAINLESS STEEL BOWL BOXED (582)	\$ 373.60
G68-0058	ROUND PLASTIC BOWL BOXED (580)	\$ 326.30
G68-0069-RCP	SE-400 BOWL ASSEMBLY WITH BALL VALVE	\$ 388.80
RPG03-0263	SPINDLE EXTENSION REPAIR GROUP FOR SE-7000	\$ 148.00
RPG04-0316-PC	4 IN. WRIST BLADE HADLE WITH SCREWS, WASHERS & INDEXES FOR SEF-1801	\$ 29.50
RPG04-0353	PUSH HANDLE ASSEMBLY	\$ 37.20
RPG04-0408-PC	HANDLE REPAIR GROUP FOR SEF-1850	\$ 26.90
RPG04-0409	EYEWASH HANDLE REPAIR GROUP FOR SEF-1850	\$ 6.40
RPG05-0205	PISTON FOR SELF CLOSE VALVE	\$ 71.00
RPG05-0532-CA	PERFECT VALVE CARTRIDGE (RED) FOR SEF-1850S	\$ 26.00
RPG05-0533-CA	PERFECT VALVE CARTRIDGE (BLUE) FOR SEF-1850S	\$ 26.00
RPG05-0534-CA	PERFECT VALVE CARTRIDGE (RED) FOR SEF-1801S	\$ 30.10
RPG05-0535-CA	PERFECT VALVE CARTRIDGE (BLUE) FOR SEF-1801S	\$ 30.10
RPG05-0566	DUST CAP & CHAIN ASSEMBLY FOR SE-580	\$ 21.20
RPG05-0567-MO	DUST CAP FOR SE-925	\$ 10.30
RPG05-0569	REPLACEMENT DUST CAP FOR SE-506	\$ 17.20
RPG05-0631	DUST CAP & CHAIN ASSEMBLY FOR SE-4000	\$ 25.20

PART #	PRODUCT DESCRIPTION	LIST PRICE
RPG05-0647	CAST BRASS DUST CAP CHAIN ASSEMBLY	\$ 25.50
RPG05-0679-MO	DUST CAP FOR SE-570	\$ 11.80
RPG05-0714	AERATED BULLHORN & OUTLET ASSEMBLY	\$ 93.20
RPG05-0715	BULLHORN & OUTLET ASSEMBLY FOR SE-490	\$ 89.30
RPG05-0724	SEF-1800 AERATOR REPAIR GROUP	\$ 50.50
RPG05-0740	20 GPM FLOW RESTRICTOR BAG GROUP	\$ 30.20
RPG05-0748	BULLHORN & OUTLET ASSEMBLY FOR SE-6000	\$ 136.70
RPG05-0814	COVERED EYEWASH BULLHORN WASHER GROUP	\$ 37.40
RPG05-0816	SE-400 SHROUD REPAIR KIT	\$ 77.40
RPG05-0817	HYDRANT REPAIR HARDWARE KIT	\$ 90.80
RPG05-0821	REPAIR GROUP FOR SE-599	\$ 3.30
RPG05-0908	EYEWASH AERATORS REPAIR GROUP FOR SEF-1850	\$ 42.70
RPG05-0909	EYEWASH CARTRIDGE FOR SEF-1850	\$ 15.20
RPG05-0910-PC	UPPER EYEWASH ASSEMBLY FOR SEF-1850	\$ 16.10
RPG05-0935	TAMPER EVIDENT TIES (3-PACK)	\$ 5.50
RPG05-0936	SE-1000 SPRAY SYSTEM REPAIR GROUP	\$ 63.30
RPG05-1177	SPRING FLO AERATOR REPAIR GROUP	\$ 100.80
RPG05-2500	SE-1000 AERATOR REPAIR GROUP	\$ 70.90
RPG07-0008	RELIEF CAP FOR 5 & 10 GALLON TANK	\$ 159.50
RPG07-0014	AERATOR REPAIR GROUP FOR OLD SE-580	\$ 33.70
RPG07-0021	SE-4300 & 4400 FILL CAP (SE-4300 UNITS PURCHASED AFTER 06/2014)	\$ 4.00
RPG07-0022	SE-4300 SIDE OUTLET CAP	\$ 3.00
RPG07-0023	SE-1000 DUST COVER REPAIR GROUP	\$ 7.50
RPG07-0096	OUTLET CAP REPAIR GROUP FOR SE-4300 (UNITS PURCHASED PRIOR TO 6/2014)	\$ 7.30
RPG07-0104	(20) 07-0104 DUST CAP REPAIR PART	\$ 61.60
RPG07-0117	SE-4300 FILL CAP&VR CLIP RING FOR SE-4300 (UNITS PURCHASED PRIOR TO 06/2014)	\$ 6.30
RPG10-0041	SHROUD REPAIR GROUP	\$ 49.20

SPEAKMAN SAFETY REPAIR PARTS

PART #	PRODUCT DESCRIPTION	LIST PRICE
RPG10-0042	SE-400 SHROUD ASSEMBLY REPAIR GROUP	\$ 222.90
RPG10-0227	REPLACEMENT EYEWASH SHIELD FOR SE-505	\$ 72.10
RPG20-1720-RCP	1/2 IN. X 1/2 IN. VOLUME CONTROL REPAIR GROUP	\$ 22.80
RPG20-1742	3/8 SELF-CLOSING VALVE/STAY OPEN	\$ 179.20
RPG20-1883	REPAIR GROUP FOR 6000 SERIES 1/2 IN. BALL VALVE	\$ 114.10
RPG20-1889	REPAIR GROUP 1 IN. VALVE FOR SE-6000 & SE-7000	\$ 191.10
RPG20-1894	SE-4000 VALVE REPAIR KIT	\$ 416.30
RPG20-1913	REPLACEMENT CARTRIDGE ASSEMBLY	\$ 1,156.90
RPG20-1922	1 IN. BALL VALVE REPAIR GROUP FOR SE-6000	\$ 132.50
RPG20-1923	VALVE CONVERSION KIT FPV-SPV	\$ 1,061.70
RPG20-1962	SE-505 PANIC BAR & VALVE GROUP	\$ 230.60
RPG20-1977	VACUUM BREAKER REPAIR KIT	\$ 235.80
RPG20-1978	SE-920 NON-AERATED HOSE ASSEMBLY	\$ 180.80
RPG20-1985	SE-237 & 238 VALVE REPAIR GROUP	\$ 148.90
RPG20-1996	REPAIR GROUP FOR SE-572 1/2 IN. VALVE	\$ 164.60
RPG20-2000	REPAIR GROUP FOR 7000 1/2 IN. 3-WAY VALVE	\$ 205.40
RPG20-2020	3/8 IN. SELF CLOSING VALVE	\$ 80.60
RPG21-0082-PC-P	REPAIR GROUP FOR STRAINER ASSEMBLY	\$ 55.90
RPG24-0292	STAINLESS STEEL BULLHORN ASSEMBLY	\$ 1,046.00
RPG38-0297	SPRAY HEAD REPAIR GROUP SE-4300 (UNITS PURCHASED PRIOR TO 6/2014)	\$ 30.60
RPG38-0347	SPRAY HEAD ASSEMBLY FOR SE-4000	\$ 44.80
RPG38-0379	PLASTIC AERATED REPLACEMENT SPRAYHEADS	\$ 72.10
RPG38-0388	REPAIR SPRAY HEADS FOR SEF-1800	\$ 55.10
RPG38-0390	NON-AERATED REPLACEMENT SPRAYHEADS	\$ 75.30
RPG38-0395	SE-6000 SERIES REPLACEMENT SPRAYHEADS	\$ 117.60
RPG38-0421	REPLACEMENT SPRAYHEADS FOR SE-573	\$ 174.70
RPG38-0433	SE-4300 REPLACEMENT SPRAY HEAD	\$ 6.60

PART #	PRODUCT DESCRIPTION	LIST PRICE
RPG38-0434	SE-4400 REPLACEMENT SPRAY HEAD	\$ 6.60
RPG41-0120-PC	TOP INDEX BUTTON FOR SEF-1850	\$ 5.20
RPG42-0087-PLAS	SE-505/506 REPAIR OUTLET ASSEMBLY	\$ 77.40
RPG47-0044	STAINLESS STEEL EXTENDED PULL ROD REPLACEMENT KIT	\$ 145.50
RPG47-0046	PULL ROD REPLACEMENT KIT	\$ 44.80
RPG47-0047	EXTENDED ALUMINUM ADJUSTABLE PULL ROD	\$ 77.90
RPG49-0003	SEF-1800 SEAL REPLACE KIT	\$ 32.90
RPG49-0009	QUAD RINGS REPAIR KIT FOR SEF-1850	\$ 6.40
RPG49-0010	SE-1000 SPRAY OUTLET GASKETS	\$ 4.50
RPG56-0039	SE-4300 REPLACEMENT PULL STRAP (UNITS PURCHASED AFTER 6/2014)	\$ 6.00
RPG56-0171	PULL STRAP REPAIR GROUP SE-4300 (UNITS PURCHASED PRIOR TO 6/2014)	\$ 5.60
RPG63-0076	STAINLESS STEEL BRAIDED HOSE-1/2 IN. ID	\$ 33.50
RPG63-0087	SE-1000 STAINLESS STEEL HOSE REPAIR GROUP	\$ 11.70
RPG63-0094	SE-1200 STAINLESS STEEL SUPPLY HOSE	\$ 14.00
RPG68-0043	ROUND STAINLESS STEEL BOWL REPAIR GROUP	\$ 105.00
RPG68-0072	BOWL REPLACEMENT GROUP	\$ 66.10
RPG88-0002	DURAJADE ENAMEL TOUCH-UP PAINT	\$ 66.80
RPG99-0094	MAINTENANCE TAGS	\$ 15.60

Appendix

PRODUCT INDEX

Product#	Pg.	Product#	Pg.	Product#	Pg.
PDS-1000	14	SE-570	10	SE-952	14
SE-1000	7	SE-572	10	SEF-1000-CA	3
SE-1050	7	SE-573	10	SEF-1000-CA-8	3
SE-1055	7	SE-575	10	SEF-1800-CA	3
SE-1100	7	SE-575-DP	10	SEF-1800-CA-8	3
SE-1150	7	SE-575-DP-237	10	SEF-1800-CA-SL	3
SE-1155	7	SE-575-DP-238	10	SEF-1801	3
SE-1200	7	SE-575-SD-ADA	10	SEF-1801-8	3
SE-1250	7	SE-577-SD	10	SEF-1812	4
SE-1255	7	SE-579-SD	10	SEF-1813	4
SE-220	13	SE-580	9	SEF-1814	4
SE-220-ADA	13	SE-582	9	SEF-1815	4
SE-220-SS	13	SE-583	9	SEF-1816	4
SE-227	13	SE-584	9	SEF-1822	4
SE-227-SS	13	SE-590	6	SEF-1823	4
SE-236	13	SE-591	6	SEF-1824	4
SE-236-PR	13	SE-597	6	SEF-1825	4
SE-237	13	SE-603	11	SEF-1826	4
SE-238	13	SE-604	11	SEF-1850	3
SE-253	13	SE-609	11	SEF-1850-8	3
SE-253-SS	13	SE-616	11	SEF-2001	3
SE-350	8	SE-622	12	SEF-2001-8	3
SE-356	8	SE-623	12	SEF-9000	5
SE-362	8	SE-625	12	SEF-9000-FM	5
SE-370	8	SE-625-SS	12	SEF-9200	5
SE-400	9	SE-626	12	SEF-9200-ILR	5
SE-4000	6	SE-675	11	SEF-TW	8
SE-401	9	SE-690	11	SE-TW-EW	8
SE-420	9	SE-690-PVC	11		
SE-4300	6	SE-693	11	SAFETY REPAIR PARTS REFERENCE GUIDE	16-19
SE-4320	6	SE-695	11	SAFETY REPAIR PARTS	20-21
SE-4360	6	SE-697	11	TERMS & CONDITIONS	23
SE-4380	6	SE-7000	12		
SE-4400	6	SE-7000-220V50C	12		
SE-490	9	SE-7000-PL	12		
SE-490-SS	9	SE-7000-PL-C1D2	12		
SE-491	9	SE-7001	12		
SE-491-SS	9	SE-7001-220V50C	12		
SE-4920	6	SE-920	5		
SE-495	9	SE-921	5		
SE-496	9	SE-925	5		
SE-505	9	SE-925-TEW	5		
SE-545	9	SE-927	5		
SE-565	9	SE-950	14		

SPEAKMAN SAFETY PRODUCTS ARE CERTIFIED TO ANSI/ISEA Z358.1 BY IAPMO.

TERMS & CONDITIONS

GENERAL: The prices shown herein are not intended to represent actual resale prices in any particular market. No obligation is assumed by Speakman Company ("Speakman") to sell anyone, at any price, the goods listed herein or in its catalog. The below Terms and Conditions and any conditions contained in Speakman printed Acknowledgement of Order apply, regardless of any printed terms on a Buyer's order.

PRICES, TAXES AND MISCELLANEOUS: All prices listed herein supersede all prior prices and are subject to change without notice. All orders are subject to prices and price bulletins in effect at the time of shipment. In addition, all prices will be increased by any federal, state or local tax that applies. Orders with price discrepancies will be held for up to three days. If we have not received a revision or approval within this time, Speakman reserves the right to release the order at current price classifications without further notice. All orders less than \$50.00 will be billed at \$50.00. Custom products are available. Contact Speakman for assistance with pricing.

PAYMENT TERMS: Net cash 30 days. 1% cash discount* for payment if received within 10 days of invoice date (1%/10 Days/Net 30 Days). *Cash discount not available on payments with credit card.

FREIGHT: All sales are F.O.B. New Castle, Delaware. Full freight allowed on orders greater than \$2,000 when shipment is in the Continental United States. Terms for shipment outside the Continental United States are available on request. Routing of shipments shall be determined by Speakman.

INTERNATIONAL FREIGHT TERMS: All sales are Ex Works/Factory, (New Castle, DE) – Inco Terms 2014 unless otherwise stated. Speakman determines Prepaid Inland Freight as shipments to the 48 Continental U.S. states and applicable only to orders with a net total of \$2000.00 or more. Routing of Inland Freight for these shipments shall be determined by Speakman. Freight quotes for shipments outside the 48 Continental U.S. states are available upon request.

DELIVERY: Delivery to the initial carrier shall constitute delivery to the buyer. Buyer shall bear all risk of loss or damage in transit. All claims for damage in transit, shortage or non-delivery must be filed against the carrier by the buyer, and not Speakman. Speakman will not be responsible for the delay in shipment of goods, for any damages suffered thereof, when such delay is caused by circumstances beyond its control such as fire, flood, transportation delays, strike, material shortages, or other events of this nature.

ACCEPTANCE, MODIFICATION AND CANCELLATION OF ORDERS: Orders may be modified or cancelled only upon written agreement by Speakman. Orders for custom products cancelled are subject to billing for raw materials purchased and labor expended plus 25%. The need for continuing improvement in products and other factors require the making of changes from time to time in product design, material specifications and roughing in dimensions. All items are offered based on Speakman's current catalog descriptions. Speakman reserves the right to make changes of any kind to its products and their packaging without notice. If requested Speakman will provide to Buyer submittal and information concerning Speakman's products, but it is the Buyer's sole responsibility to determine whether the product satisfies the Buyers' specific requirements.

CREDIT APPROVAL: All orders are subject to credit approval by Speakman's Credit Department prior to acceptance of the order. Orders may be refused, delivery may be withheld or shipments stopped in transit on accepted orders without any liability on Speakman's part, if, in its sole opinion, the Buyer's ability to pay for the merchandise on the terms and conditions herein is in doubt.

WARRANTY

3 YEAR LIMITED WARRANTY: Speakman Safety products are warranted to be free of defects in material and workmanship for 3 years from date of installation. ("Warranty Period") Speakman warrants to its purchases ("Buyer") that goods are sold free from defects in materials and workmanship and conform to Speakman's specifications at the time of manufacturing, provided the goods are properly installed and maintained. Buyer's sole and exclusive remedy for any goods that may prove to have had a non-conformance within the Warranty Period shall be, at Speakman's sole option, the repair or replacement of the non-conforming goods. This is Speakman's exclusive written warranty for safety products.

THE ABOVE WARRANTY CONTAINS THE ONLY WARRANTY MADE BY SPEAKMAN. ANY AND ALL OTHER WARRANTIES OF ANY KIND WHATSOEVER WHETHER EXPRESS OR IMPLIED, INCLUDING WITHOUT LIMITATION, THE IMPLIED WARRANTIES OF MERCHANTABILITY AND/OR FITNESS FOR A PARTICULAR PURPOSE ARE EXPRESSLY EXCLUDED AND DISCLAIMED. BUYER AGREES THAT SPEAKMAN SHALL NOT BE LIABLE FOR ANY CONSEQUENTIAL, INCIDENTAL, INDIRECT, SPECIAL, ECONOMIC OR PUNITIVE DAMAGES WHETHER THE THEORY BE BREACH OF THIS OR ANY OTHER WARRANTY, NEGLIGENCE, STRICT LIABILITY IN TORT OR BREACH OF CONTRACT.

RETURNS prior to returning material, a written Return Goods Authorization ("rga") must be obtained from Speakman. No return goods will be accepted beyond 12 months from the date of invoice. Material should be shipped to Speakman, 400 Anchor Mill Road, New Castle, DE, 19720, attention: quality control. The RGA# should be marked on each shipping container. Material returned without a RGA# marked on the container will be refused. All transportation costs for returned goods must be paid by the buyer. Products returned for reasons other than defects or Speakman shipping errors are subject to the greater of a minimum 25% handling charge plus any additional expense incurred to recondition the goods for resale or \$20. All material shall be returned in its original unopened packaging. Custom products manufactured specifically to customers' specifications or items not listed in current price sheets are not returnable. Products returned as defective will be reviewed by Speakman for confirmation that the goods are not in conformance with its specifications. Following determination of non-conformance, Speakman will repair or replace the goods at its sole discretion. Buyer will bear all expense and risk of loss in connection with the return, provided that buyer will be reimbursed by Speakman for the cost of transportation for those goods Speakman determines are not in conformance. Product returned as defective but on inspection found to be in working order will be returned to the customer at their cost or a reduced credit will be issued based on Speakman's above return policy. Claims for shortages or incorrect filling of orders must be made within 60 days after receipt of goods by the buyer. Products shipped incorrectly by Speakman will be credited at invoice price plus any associated additional shipping costs.

DISPUTES AND CHOICE OF LAW: These Terms and Conditions of Sale shall constitute the entire agreement between Speakman and Buyer and shall be governed by and construed according to the laws of the State of Delaware without giving effect to its rules governing choice of law. All claims, disputes, and controversies arising out of or relating to this agreement, or the breach thereof, shall, in lieu of court action, be submitted to arbitration in accordance with the Commercial Arbitration Rules of the American Arbitration Association ("AAA") then in effect, and any judgment upon the award rendered by the arbitrator(s) may be entered in any court having jurisdiction thereof. The site of the arbitration shall be Wilmington, Delaware, unless another site is mutually agreed between the parties. The parties agree that any party to the arbitration shall be entitled to discovery of the other party as provided by the Federal Rules of Civil Procedure; provided, however, that any such discovery shall be completed within four (4) months from the date the Demand for Arbitration is filed with the AAA.

