

SPEAKMAN® SE-1000

Optimus™ Wall Mounted Eye and Face Wash Bowl

FEATURES:

- Independent eye wash & face wash integrated into one, multi-functioning safety unit
- Aerated sprays for eyewash comfort & innovative face pads for full face cleansing
- Flip top dust caps
- ABS Plastic bowl
- ½ in. NPT female brass, chrome-plated, full flow stay-open ball valve
- Stainless steel push handle activator
- ½ in. NPT female inlet
- Integral in-line strainer
- 4.9 gpm @ 30 psi
- Can be installed in either standard height or ADA configuration.
- Patent Pending

FINISH:



Yellow

COMPLIANCE:

- Certified to ANSI/ISEA Z358.1
- Wheelchair accessible when installed accordingly

OPTIONS:

Add suffix to model #

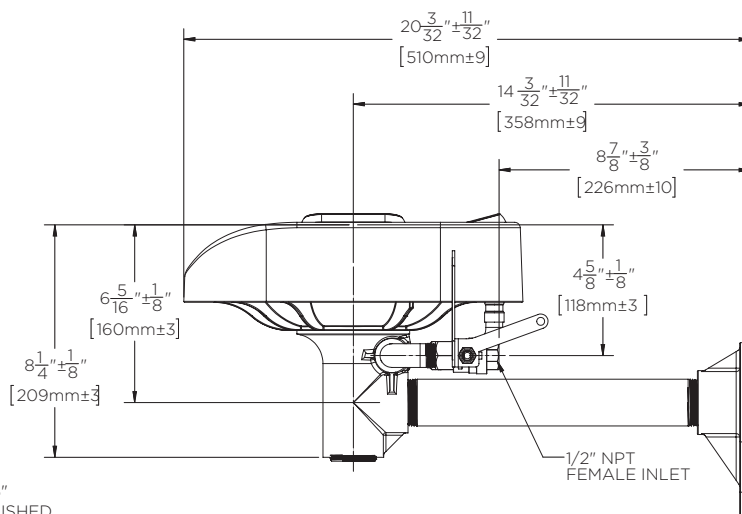
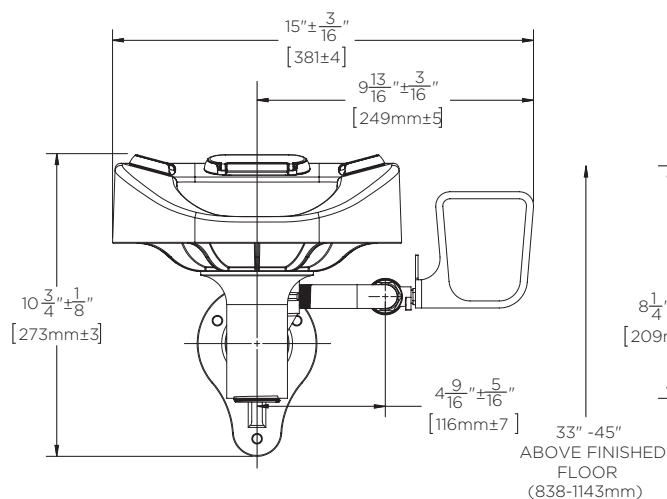
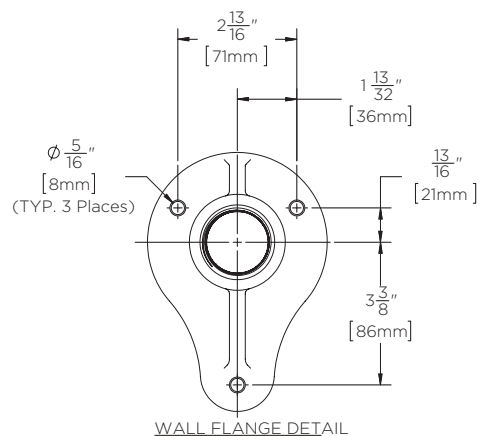
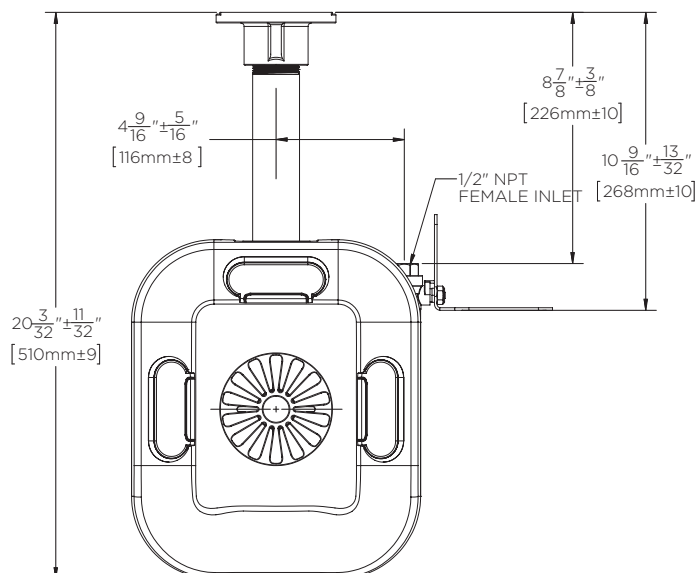
- | | |
|--------------------------------|-------------------------------|
| • Anti-freeze protection valve | <input type="checkbox"/> -FPV |
| • Hand & foot operation | <input type="checkbox"/> -HFO |
| • Hand-held spray | <input type="checkbox"/> -HS |
| • In-line strainer | <input type="checkbox"/> -ILS |
| • P-trap | <input type="checkbox"/> -PT |
| • Scald protection valve | <input type="checkbox"/> -SPV |

WARRANTY:

- 3 year limited



DIMENSIONS: NOTE: 1. All dimensions are in inches (millimeters) unless otherwise specified and are subject to change without notice. 2. Unless otherwise specified, all inlets and outlets are 1/2" female copper sweat.



36" (914mm) MAXIMUM
ABOVE FINISHED FLOOR
FOR ADA INSTALLED UNITS

SPEAKMAN® SE-1050

Optimus™ Wall Mounted Eye and Face Wash Bowl

FEATURES:

- Independent eye wash & face wash integrated into one, multi-functioning safety unit
- Aerated sprays for eyewash comfort & innovative face pads for full face cleansing
- Flip top dust caps
- Stainless Steel bowl
- ½ in. NPT female brass, chrome-plated, full flow stay-open ball valve
- Stainless steel push handle activator
- ½ in. NPT female inlet
- Integral in-line strainer
- 4.9 gpm @ 30 psi
- Can be installed in either standard height or ADA configuration.
- Patent Pending

FINISH:



Stainless Steel

COMPLIANCE:

- Certified to ANSI/ISEA Z358.1
- Wheelchair accessible when installed accordingly

OPTIONS:

Add suffix to model #

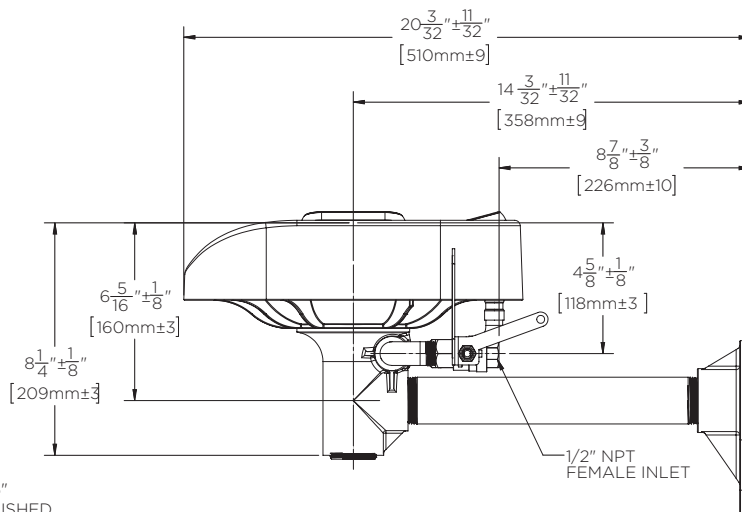
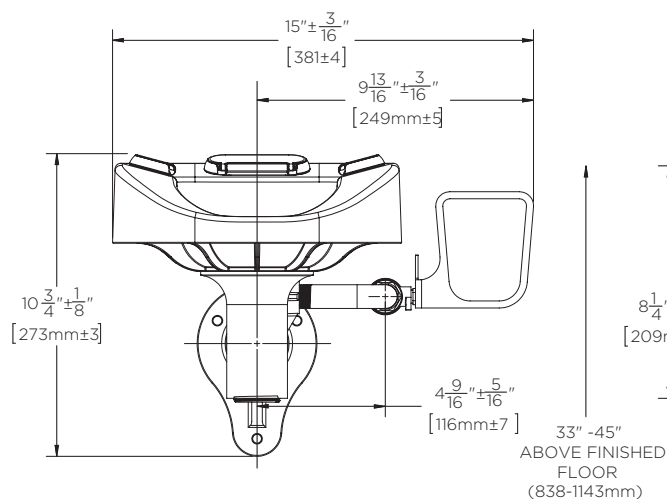
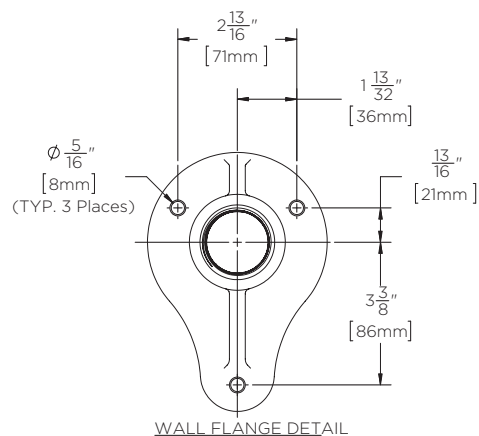
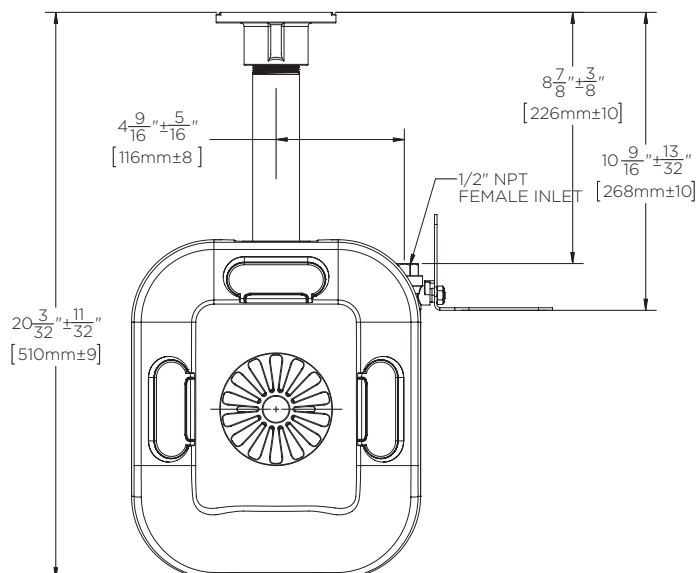
- | | |
|--------------------------------|-------------------------------|
| • Anti-freeze protection valve | <input type="checkbox"/> -FPV |
| • Hand & foot operation | <input type="checkbox"/> -HFO |
| • Hand-held spray | <input type="checkbox"/> -HS |
| • In-line strainer | <input type="checkbox"/> -ILS |
| • P-trap | <input type="checkbox"/> -PT |
| • Scald protection valve | <input type="checkbox"/> -SPV |

WARRANTY:

- 3 year limited



DIMENSIONS: NOTE: 1. All dimensions are in inches (millimeters) unless otherwise specified and are subject to change without notice. 2. Unless otherwise specified, all inlets and outlets are 1/2" female copper sweat.



36" (914mm) MAXIMUM
ABOVE FINISHED FLOOR
FOR ADA INSTALLED UNITS

SPEAKMAN® SE-1055

Optimus™ Wall Mounted Eye and Face Wash Bowl

FEATURES:

- Independent eye wash & face wash integrated into one, multi-functioning safety unit
- Aerated sprays for eyewash comfort & innovative face pads for full face cleansing
- Stainless steel unit
- Flip top dust caps
- Stainless Steel bowl
- ½ in. NPT female stainless steel, full flow stay-open ball valve
- Stainless steel push handle activator
- ½ in. NPT female inlet
- Integral in-line strainer
- 4.9 gpm @ 30 psi
- Can be installed in either standard height or ADA configuration.
- Patent Pending



FINISH:



All Stainless Steel



COMPLIANCE:

- Certified to ANSI/ISEA Z358.1
- Wheelchair accessible when installed accordingly

OPTIONS:

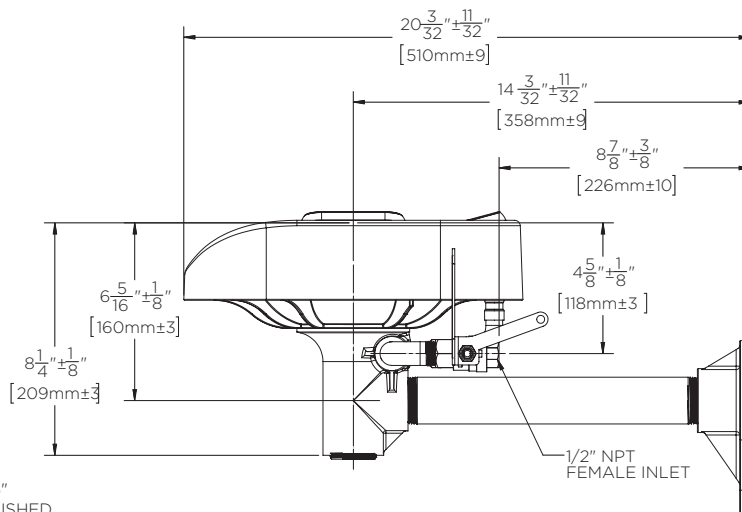
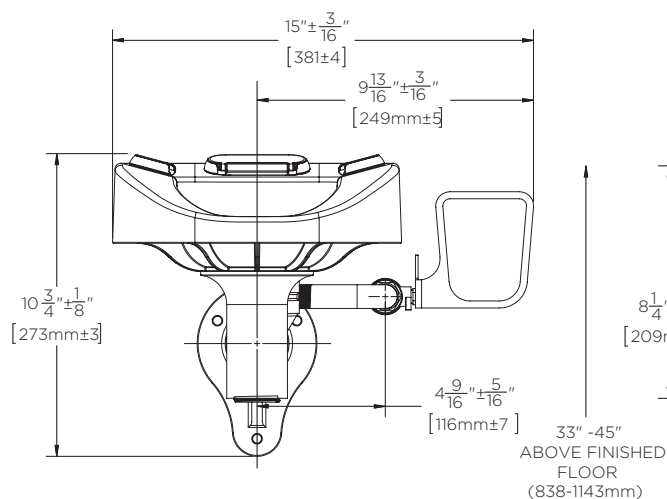
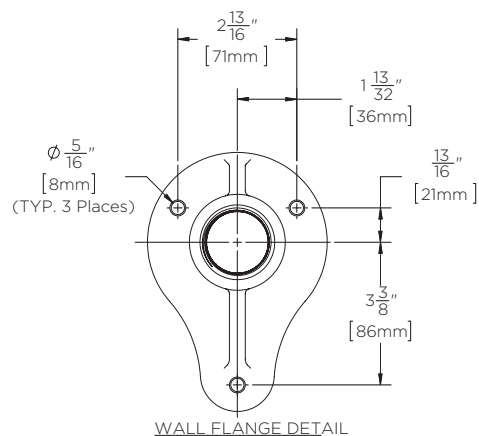
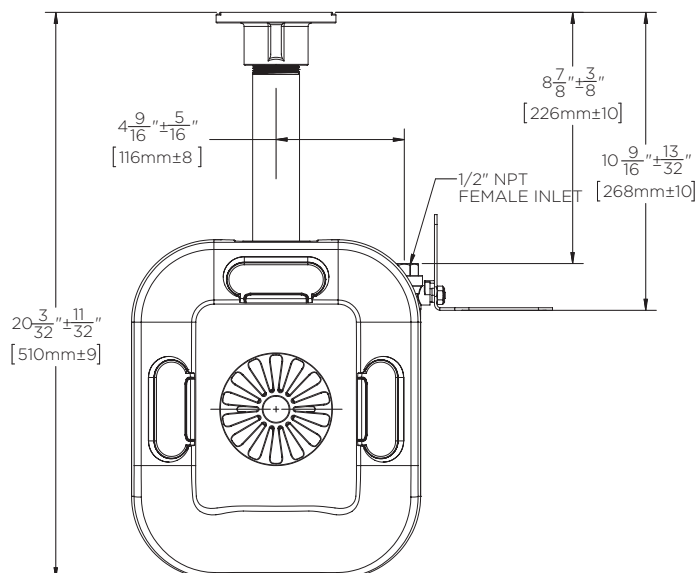
Add suffix to model #

- | | |
|--------------------------------|-------------------------------|
| • Anti-freeze protection valve | <input type="checkbox"/> -FPV |
| • Hand & foot operation | <input type="checkbox"/> -HFO |
| • Hand-held spray | <input type="checkbox"/> -HS |
| • In-line strainer | <input type="checkbox"/> -ILS |
| • P-trap | <input type="checkbox"/> -PT |
| • Scald protection valve | <input type="checkbox"/> -SPV |

WARRANTY:

- 3 year limited

DIMENSIONS: NOTE: 1. All dimensions are in inches (millimeters) unless otherwise specified and are subject to change without notice. 2. Unless otherwise specified, all inlets and outlets are 1/2" female copper sweat.



36" (914mm) MAXIMUM
ABOVE FINISHED FLOOR
FOR ADA INSTALLED UNITS