

## CODE NUMBER

3315371BT

## DESCRIPTION

Battery + Turbine Power Supply, Mixer Not Included, Polished Chrome Finish, 1.5 gpm, Laminar Spray, Solenoid-Operated Sensor, Optima® Battery-Powered Wall-Mounted Gooseneck Body Faucet.

## DETAILS

- Flow Rate: 1.5 gpm (6 Lpm) (1.5GPM)
- Spray Type: Laminar (LAM)
- Sensor Type: Solenoid-Operated (ES)
- Mounting Type: Single Hole
- Power Supply: Battery + Turbine (TUR)
- Temperature Mixer: Mixer Not Included
- Finish: Polished Chrome (CP)
- Factory Default Timeout: 30s
- Factory Default GPC: 0.75

## FEATURES

Commercial Grade Faucet, ADA Compliant, Cast Brass Spout, Quick Connect Fittings, Integrated Water Shut-off, Wireless Settings Adjustment, On-demand or Metered activation, Hygienic Line Flush, Water Usage and Battery Strength Reporting, Self-adapting Sensor

## ELECTRICAL SPECIFICATIONS

- Battery Life: 3 years 8,000 cycles/month
  - Optional power harvesting significantly extends service life
- Timeout Adjustment Settings: 30s

## POWER SUPPLY OPTIONS

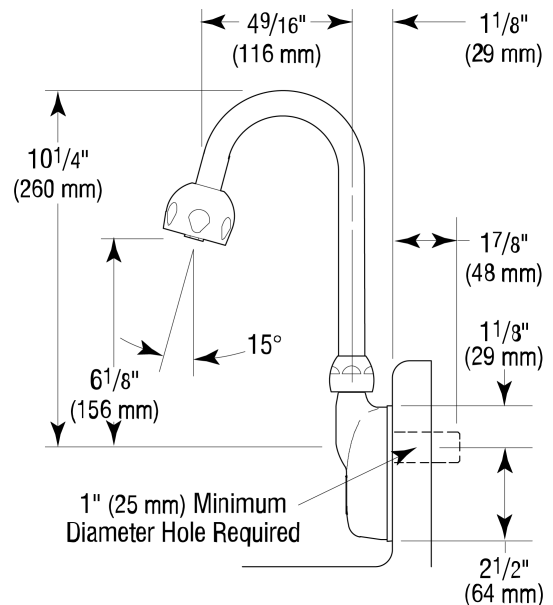
- 6VDC Plug Adapter (sold separately)
- 6VDC Ganged Adapter Kit (up to 6 units)(sold separately)
- 24VAC Box Transformer (up to 3 units)(sold separately)
- Optional Turbine Energy Harvesting

## VIDEOS

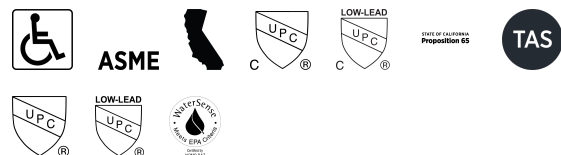
- ▶ Optima Faucet App
- ▶ Sloan Optima Below Deck Faucet

## DOWNLOADS

- [EBF 550-S-H/750 Installation Instructions](#)
- [Optima Smart Faucet Below Deck Installation Instructions](#)
- [Faucet Spray Heads Repair and Maintenance Guide](#)
- [Optima Plus EBF 550 Repair and Maintenance Guide](#)
- [ETF-500/500-S and EBF-550/550-S Below Deck Repair and Maintenance Guide](#)
- [Additional Downloads](#)



## COMPLIANCES & CERTIFICATIONS



(ADA Compliant, ASME A112.18.1 Compliant, CEC Compliant, cUPC Certified, cUPC Low Lead Compliant, Proposition 65, TAS, UPC Certified, UPC Low Lead Compliant, WaterSense Listed)

## RECOMMENDED SPECIFICATION

Faucet shall include cast brass body, quick-connect fittings, twist-off/shut-off solenoid assembly, removable battery cartridge, flexible power supply and allow adjustment of settings wirelessly via Apple or Android smartphones.

## NOTES

All information contained within this document subject to change without notice.

Sloan 10500 Seymour Ave, Franklin Park, IL 60131

Phone: 800.982.5839 • Fax: 800.447.8329 • [sloan.com](http://sloan.com)

Looking for other variations of the EBF-550 product? [View the general spec sheet with all options.](#)

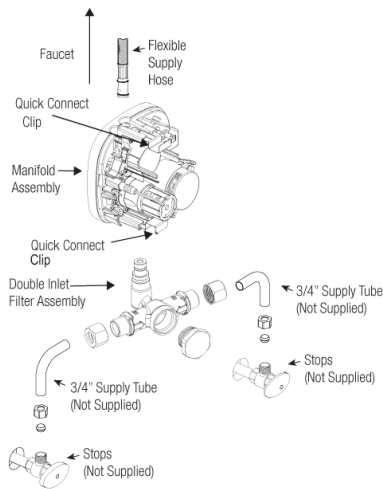
[Find a matching soap dispenser](#) for this faucet.

[Find a compatible sink](#) for this faucet.

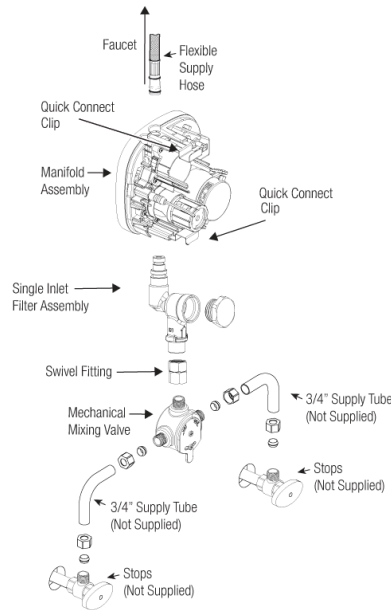
**WARRANTY**

3 Year

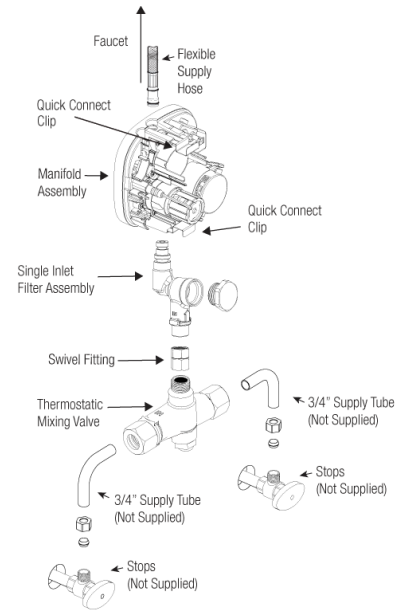
**ROUGH-IN**



**Double Inlet Filter Fitting**



**Single Inlet Filter Fitting Kit with Below Deck Manual Mixing Valve (BDM)**



**Single Inlet Filter Fitting Kit with Below Deck Thermostatic Mixing Valve (BDT)**

**Sloan 10500 Seymour Ave, Franklin Park, IL 60131**

Phone: 800.982.5839 • Fax: 800.447.8329 • [sloan.com](http://sloan.com)