

Reel Accessories | Roller Guides / Mounting Brackets

Roller Hose Guide Assemblies



HR1057 / HR1059



HR1145



S270109 / 600168

Model	Accommodates	Weight	Dimensions											
	Hose O.D.		A		B		C		D		E		F	
	in (mm)		in	mm	in	mm	in	mm	in	mm	in	mm	in	mm
HR1057	.603 (16) - .906 (23)	.25 .12	0.875	22.3	N/A		3.125	79.4	3.125	79.4	1.6875	42.9	1.6875	42.9
HR1059	.250 (6.4) - .625 (15.9)	.25 .12	0.625	15.9	N/A		3.125	79.4	3.125	79.4	1.6875	42.9	1.6875	42.9
HR1145	.603 (16) - .906 (23)	.34 .15	2	50.8	1	25.4	3.75	95.3	2.75	69.9	2.125	54.1	3.125	79.4
S270109	.900 (23) - 2.00 (50.8)	5.39 2.44	5.25	133.4	2.375	60.4	12	305	8	204	5	127	10.5	267
600168	.900 (23) - 1.38 (35)	1.75 .34	1.75	44.5	2.0625	27	5.125	130	5.125	130	4	102	4	102

These four-way roller guide assemblies are for use with reels on cabinet door openings and for similar locations where sharp edges may cut or damage the hose. The four-way design permits pulling or retracting hose at any angle. Model S270109 has nylon rollers mounted on an 11 gauge steel frame with pre-drilled mounting holes.




The technical drawings illustrate the dimensions for three models of four-way roller guide assemblies. The first drawing (left) shows a top-down view of a circular assembly with dimensions C (width), D (height), E (radius), and F (radius). It also shows dimensions A and B for the internal components. The second drawing (middle) shows a side view of a rectangular assembly with dimensions C (width), D (height), E (radius), and F (radius). It also shows dimensions A and B for the internal components. The third drawing (right) shows a top-down view of a rectangular assembly with dimensions C (width), D (height), E (radius), and F (radius). It also shows dimensions A and B for the internal components. The dimensions are specified in inches and millimeters.

Note: A hose bumper should be used with the four-way roller hose guide assemblies to prevent damage to rollers and nozzles. See chart on page 49.

Additional Accessories

<p>600608</p>	340° Pivot Base	For Reel Series	Part #
	Aligns reel to the direction of hose or cord run. May be mounted with reel upright or hanging. Weight 10 lbs (5 kg). Note: Use if hoses or cords are pulled at more than 45°.	RT / 4000 / 5000 / 5005 / 7000	600608
		80000 / D80000 / 30006	600801
<p>600992</p> <p>600626</p>	Wall-Mounted Universal Swing Bracket	For Reel Series	Part #
	Bracket will pivot approximately 180°. All steel construction with a durable baked on powder coat finish. Weight 6 lbs (3 kg). Note: Use if hoses or cords are pulled at more than 45°.	RT	600992
	Note: Not for overhead mounting.	4000 / 5000	600993
<p>600295</p> <p>600230</p>	Top Mounting Channels and Beam Clamps	For Reel Series	Part #
	600370 Top channel and beam clamps - for one reel	RT / 4000 / 5000 / 5005 / 7000	600626
	600295 Top channel and beam clamps - for two reels	80000 / D80000 / DP5000 / DP7000	600980
600230 Adaptor Assembly		Used with top channels and beam clamps only.	

Roller Guide Assemblies

<p>Three-way rollers</p> 		<p>Four- way rollers (multi-position)</p> 	
<p>Spools and blocks are chrome-plated to resist corrosion and abrasion. Rollers speed handling and reduce wear on hose. All painted parts are finished with durable abrasion resistant baked-on powder coat. Delrin bearing surfaces give a quiet operation with minimum wear and all features combine to give trouble-free maximum service life.</p>			
<p>For the special UHMW composite rollers, add a "U" at the end of the part number. (Example: S600693-1U)</p>			
<p>Hose Reel Spool Size</p>	<p>Bottom Wind Roller bracket assembly model number</p>	<p>Top Wind Roller bracket assembly model number</p>	<p>Multi Position Roller bracket assembly model number</p>
<p>in mm</p>			
<p>Series 30000 - Four Way Rollers</p>			
<p>6 152</p>	<p>S600693-1</p>	<p>S600692-1</p>	<p>S600533-1</p>
<p>12 305</p>	<p>S600693-2</p>	<p>S600692-2</p>	<p>S600533-2</p>
<p>18 457</p>	<p>S600693-3</p>	<p>S600692-3</p>	<p>S600533-3</p>
<p>22 559</p>	<p>S600693-4</p>	<p>S600692-4</p>	<p>S600533-4</p>
<p>28 711</p>	<p>S600693-5</p>	<p>S600692-5</p>	<p>S600533-5</p>
<p>Series 30000 - Three Way Rollers</p>			
<p>6 152</p>	<p>S602132-1</p>	<p>S602133-1</p>	
<p>12 305</p>	<p>S602132-2</p>	<p>S602133-2</p>	
<p>18 457</p>	<p>S602132-3</p>	<p>S602133-3</p>	
<p>22 559</p>	<p>S602132-4</p>	<p>S602133-4</p>	
<p>28 711</p>	<p>S602132-5</p>	<p>S602133-5</p>	
<p>Bottom wind and top wind may be used with all models except bevel crank. Multi position may not be used on models with a chain guard or Series 37000 reels.</p>			