



AQUARIUS
BATHWARE™

SECTIONAL BATHWARE



escape the ordinary



SECTIONAL BATHWARE

premium residential bathware

Upgrading?

Aquarius Sectional Bathware is the ultimate renovation and remodel bathing solution.

Beautiful, functional, and designed to accommodate any situation, our Sectional Bathware is available in a variety of styles and sizes.

Two, three, and four-piece showers, tub showers, and neo-angle showers are designed with the

Perfect Pin System that ensures an easy install and perfect fit for each and every model.

Choose from a variety of finishes and colors, including our trademarked CenturyStone™ Solid Surface for the most beautiful finish available.*



CONTENTS

page 2	smooth wall tub showers
page 5	smooth wall showers
page 11	simulated tile showers
page 12	Perfect Pin System
page 13	finishes

For the most up to date product offerings, drawings and pricing visit www.aquariusproducts.com

*CenturyStone™ Solid Surface is available on select units only.



G 3060 TS 4P

60" x 31" x 80.75"

Enclosure: up to 56.5" x 61"

FEATURES

FINISH	PRODUCT	PIECES	WALL
AcrylX™	Tub Shower	Four	Smooth

OPTIONS

WHIRLPOOL	AcrylX™ COLORS
Yes	White, Bone, Biscuit (not available in CenturyStone™ Solid Surface)

ACCESSORIES

Drain

TECHNICAL INFORMATION

WT	LOAD FACTOR	HANDED BY
140	1.25	Drain L R

CODES	WARRANTY
ANSI 124.1, UPC	AcrylX™ - Lifetime Limited

AVAILABILITY

NORTHEAST	MID / SOUTH
Standard	Standard



G 6017 TS 2P

60" x 32.5" x 80"

Enclosure: up to 56.75" x 61.5"

FEATURES

FINISH	PRODUCT	PIECES	WALL
AcrylX™	Tub Shower	Three	Smooth

OPTIONS

WHIRLPOOL	AcrylX™ COLORS	SOLID SURFACE COLORS
Yes	White, Bone, Biscuit	Solids or Naturals

ACCESSORIES

Drain

TECHNICAL INFORMATION

WT	LOAD FACTOR	HANDED BY
145	1.13	Drain L R

CODES	WARRANTY
ANSI 124.1, UPC	AcrylX™ - Lifetime Limited Solid Surface - 10Year Limited

AVAILABILITY

NORTHEAST	MID / SOUTH
Not Available	Standard



G 6017 TS 2P FB

60" x 32.5" x 78"

Enclosure: up to 56.5" x 61.5"

FEATURES

FINISH	PRODUCT	PIECES	WALL
AcrylX™	Tub Shower	Two	Smooth

OPTIONS

WHIRLPOOL	AcrylX™ COLORS	SOLID SURFACE COLORS
Yes	White, Bone, Biscuit	Solids or Naturals

ACCESSORIES

Drain

TECHNICAL INFORMATION

WT	LOAD FACTOR	HANDED BY
150	1.13	Drain L R

CODES

ANSI 124.1, UPC

WARRANTY

AcrylX™ - Lifetime Limited
Solid Surface - 10 Year Limited

AVAILABILITY

NORTHEAST	MID / SOUTH
Standard	Standard



G 3260 TS 3P

60" x 32.5" x 74"

Enclosure: up to 56.75" x 55.25"

FEATURES

FINISH	PRODUCT	PIECES	WALL
AcrylX™	Tub Shower	Three	Smooth

OPTIONS

WHIRLPOOL	AcrylX™ COLORS	SOLID SURFACE COLORS
Yes	White, Bone, Biscuit	Solids or Naturals

ACCESSORIES

Drain

TECHNICAL INFORMATION

WT	LOAD FACTOR	HANDED BY
150	1.13	Drain L R

CODES

ANSI 124.1, UPC

WARRANTY

AcrylX™ - Lifetime Limited
Solid Surface - 10 Year Limited

AVAILABILITY

NORTHEAST	MID / SOUTH
Standard	Standard



G 6032 TS 2P

60" x 31.625" x 72.25"

Enclosure: up to 56.125" x 56"

FEATURES

FINISH	PRODUCT	PIECES	WALL
AcrylX™	Tub Shower	Three	Smooth

OPTIONS

WHIRLPOOL	AcrylX™ COLORS	SOLID SURFACE COLORS
Yes	White, Bone, Biscuit	Solids or Naturals

ACCESSORIES

Drain

TECHNICAL INFORMATION

WT	LOAD FACTOR	HANDED BY
135	1.13	Drain L R

CODES

ANSI 124.1, UPC

WARRANTY

AcrylX™ - Lifetime Limited
Solid Surface - 10Year Limited

AVAILABILITY

NORTHEAST	MID / SOUTH
Standard	Not Available



G 5494 TS 2P

54" x 27.25" x 73.5"

Enclosure: up to 50.625" x 55"

FEATURES

FINISH	PRODUCT	PIECES	WALL
AcrylX™	Tub Shower	Three	Smooth

OPTIONS

WHIRLPOOL	AcrylX™ COLORS	SOLID SURFACE COLORS
No	White, Bone, Biscuit	Solids or Naturals

ACCESSORIES

Drain

TECHNICAL INFORMATION

WT	LOAD FACTOR	HANDED BY
120	1	Drain L R

CODES

ANSI 124.1, UPC

WARRANTY

AcrylX™ - Lifetime Limited
Solid Surface - 10Year Limited

AVAILABILITY

NORTHEAST	MID / SOUTH
Standard	Standard



G 3260 SH IS 4P

60" x 32" x 77.5"

Enclosure: up to 56.625" x 72.5"

FEATURES

FINISH	PRODUCT	PIECES	WALL
AcrylX™	Shower	Four	Smooth

OPTIONS

WHIRLPOOL	AcrylX™ COLORS
No	White, Bone, Biscuit (not available in CenturyStone™ Solid Surface)

ACCESSORIES

Drain

TECHNICAL INFORMATION

WT	LOAD FACTOR	HANDED BY
125	1.20	Seat L R

CODES	WARRANTY
ANSI 124.2, UPC	AcrylX™ - Lifetime Limited

AVAILABILITY

NORTHEAST	MID / SOUTH
Standard	Standard



G 4887 SH 3P IS

48" x 35.5" x 77.5"

Enclosure: up to 44.625" x 67.75"

FEATURES

FINISH	PRODUCT	PIECES	WALL	SEAT
AcrylX™	Shower	Three	Smooth	One

OPTIONS

WHIRLPOOL	AcrylX™ COLORS	SOLID SURFACE COLORS
No	White, Bone, Biscuit	Solids or Naturals

ACCESSORIES

Drain

TECHNICAL INFORMATION

WT	LOAD FACTOR	HANDED BY
135	1	Seat L R

CODES	WARRANTY
ANSI 124.2, UPC	AcrylX™ - Lifetime Limited Solid Surface - 10Year Limited

AVAILABILITY

NORTHEAST	MID / SOUTH
Standard	Standard



G 4887 SH 2P IS

48" x 35.5" x 77.5"

Enclosure: up to 44.625" x 67.75"

FEATURES

FINISH	PRODUCT	PIECES	WALL	SEAT
AcrylX™	Shower	Two	Smooth	One

OPTIONS

WHIRLPOOL	AcrylX™ COLORS	SOLID SURFACE COLORS
No	White, Bone, Biscuit	Solids or Naturals

ACCESSORIES

Drain

TECHNICAL INFORMATION

WT	LOAD FACTOR	HANDED BY
135	I	Seat L R

CODES	WARRANTY
ANSI I24.2, UPC	AcrylX™ - Lifetime Limited Solid Surface - 10Year Limited

AVAILABILITY

NORTHEAST	MID / SOUTH
Not Available	Standard



G 4836 SH 2P IS

48" x 36.25" x 73"

Enclosure: up to 44.625" x 65.25"

FEATURES

FINISH	PRODUCT	PIECES	WALL	SEAT
AcrylX™	Shower	Two	Smooth	One

OPTIONS

WHIRLPOOL	AcrylX™ COLORS	SOLID SURFACE COLORS
No	White, Bone, Biscuit	Solids or Naturals

ACCESSORIES

Drain

TECHNICAL INFORMATION

WT	LOAD FACTOR	HANDED BY
119	I	Seat L R

CODES	WARRANTY
ANSI I24.2, UPC	AcrylX™ - Lifetime Limited Solid Surface - 10Year Limited

AVAILABILITY

NORTHEAST	MID / SOUTH
Standard	Not Available



G 3679 SH 3P

36" x 36" x 77.75"

Enclosure: up to 32.658" x 69.75"

FEATURES

FINISH	PRODUCT	PIECES	WALL
AcrylX™	Shower	Three	Smooth

OPTIONS

WHIRLPOOL	AcrylX™ COLORS	SOLID SURFACE COLORS
No	White, Bone, Biscuit	Solids or Naturals

ACCESSORIES

Drain

TECHNICAL INFORMATION

WT	LOAD FACTOR	HANDED BY
103	I	Center Drain

CODES

ANSI I24.2, UPC

WARRANTY

AcrylX™ - Lifetime Limited
Solid Surface - 10 Year Limited

AVAILABILITY

NORTHEAST	MID / SOUTH
Standard	Standard



G 3687 SH 2P

36" x 36" x 78"

Enclosure: up to 32.25" x 70"

FEATURES

FINISH	PRODUCT	PIECES	WALL
AcrylX™	Shower	Two	Smooth

OPTIONS

WHIRLPOOL	AcrylX™ COLORS	SOLID SURFACE COLORS
No	White, Bone, Biscuit	Solids or Naturals

ACCESSORIES

Drain

TECHNICAL INFORMATION

WT	LOAD FACTOR	HANDED BY
103	I	Center Drain

CODES

ANSI I24.2, UPC

WARRANTY

AcrylX™ - Lifetime Limited
Solid Surface - 10 Year Limited

AVAILABILITY

NORTHEAST	MID / SOUTH
Not Available	Standard



G 3635 SH 2P

36" × 36.25" × 72.625"

Enclosure: up to 33.375" × 65.375"

FEATURES

FINISH	PRODUCT	PIECES	WALL
AcrylX™	Shower	Two	Smooth

OPTIONS

WHIRLPOOL	AcrylX™ COLORS	SOLID SURFACE COLORS
No	White, Bone, Biscuit	Solids or Naturals

ACCESSORIES

Drain

TECHNICAL INFORMATION

WT	LOAD FACTOR	HANDED BY
103	1	Center Drain

CODES

ANSI 124.2, UPC

WARRANTY

AcrylX™ - Lifetime Limited
Solid Surface - 10 Year Limited

AVAILABILITY

NORTHEAST	MID / SOUTH
Standard	Not Available



G 3232 SH 2P

32" × 33.25" × 73"

Enclosure: up to 29.125" × 65.75"

FEATURES

FINISH	PRODUCT	PIECES	WALL
AcrylX™	Shower	Two	Smooth

OPTIONS

WHIRLPOOL	AcrylX™ COLORS	SOLID SURFACE COLORS
No	White, Bone, Biscuit	Solids or Naturals

ACCESSORIES

Drain

TECHNICAL INFORMATION

WT	LOAD FACTOR	HANDED BY
93	0.66	Center Drain

CODES

ANSI 124.2, UPC

WARRANTY

AcrylX™ - Lifetime Limited
Solid Surface - 10 Year Limited

AVAILABILITY

NORTHEAST	MID / SOUTH
Standard	Not Available



G 3275 SH 2P

31.75" x 33.75" x 76"

Enclosure: up to 27.25" x 69.25"

FEATURES

FINISH	PRODUCT	PIECES	WALL
AcrylX™	Shower	Two	Smooth

OPTIONS

WHIRLPOOL	AcrylX™ COLORS	SOLID SURFACE COLORS
No	White, Bone, Biscuit	Solids or Naturals

ACCESSORIES

Drain

TECHNICAL INFORMATION

WT	LOAD FACTOR	HANDED BY
93	0.66	Center Drain

CODES

ANSI 124.2, UPC

WARRANTY

AcrylX™ - Lifetime Limited
Solid Surface - 10Year Limited

AVAILABILITY

NORTHEAST	MID / SOUTH
Not Available	Standard



G 4080 NA 2P

41" x 41" x 80"

Enclosure: up to 19" x 24" x 19" x 69.5"

FEATURES

FINISH	PRODUCT	PIECES	WALL
AcrylX™	Shower	One	Smooth

OPTIONS

WHIRLPOOL	AcrylX™ COLORS	SOLID SURFACE COLORS
N/A	White, Bone, Biscuit	Solids or Naturals

ACCESSORIES

Drain

TECHNICAL INFORMATION

WT	LOAD FACTOR	HANDED BY
123	1	Center Drain

CODES

ANSI 124.1, UPC

WARRANTY

AcrylX™ - Lifetime Limited
Solid Surface - 10Year Limited

AVAILABILITY

NORTHEAST	MID / SOUTH
Not Available	Standard



G 3838 NA 2P

39.375" x 39.375" x 78.75"

Enclosure: up to 18.5" x 24" x 18.5" x 72.5"

FEATURES

FINISH	PRODUCT	PIECES	WALL
AcrylX™ Shower		One	Smooth

OPTIONS

WHIRLPOOL	AcrylX™ COLORS	SOLID SURFACE COLORS
N/A	White, Bone, Biscuit	Solids or Naturals

ACCESSORIES

Drain

TECHNICAL INFORMATION

WT	LOAD FACTOR	HANDED BY
123	1	Center Drain

CODES

ANSI 124.2 UPC

WARRANTY

AcrylX™ - Lifetime Limited
Solid Surface - 10Year Limited

AVAILABILITY

NORTHEAST	MID / SOUTH
Standard	Not Available



M 6032 SH IS 3P Tile

60" x 33" x 77"

Enclosure: up to 55.75" x 71"

FEATURES

FINISH	PRODUCT	PIECES	WALL
AcrylX™	Shower	Three	Simulated Tile

OPTIONS

WHIRLPOOL	AcrylX™ COLORS	SOLID SURFACE COLORS
No	White, Bone, Biscuit	Solids or Naturals

ACCESSORIES

Drain

TECHNICAL INFORMATION

WT	LOAD FACTOR	HANDED BY
140	1.13	Seat L R

CODES

ANSI 124.2, UPC

WARRANTY

AcrylX™ - Lifetime Limited
Solid Surface - 10Year Limited

AVAILABILITY

NORTHEAST	MID / SOUTH
Standard	Standard



M 3648 SH IS 3P Tile

48" x 37" x 79.5"

Enclosure: up to 44.75" x 74"

FEATURES

FINISH	PRODUCT	PIECES	WALL
AcrylX™	Shower	Three	Simulated Tile

OPTIONS

WHIRLPOOL	AcrylX™ COLORS	SOLID SURFACE COLORS
No	White, Bone, Biscuit	Solids or Naturals

ACCESSORIES

Drain

TECHNICAL INFORMATION

WT	LOAD FACTOR	HANDED BY
170	1.12	Seat L R

CODES

ANSI 124.2, UPC

WARRANTY

AcrylX™ - Lifetime Limited
Solid Surface - 10Year Limited

AVAILABILITY

NORTHEAST	MID / SOUTH
Standard	Standard

simulated tile showers | 1

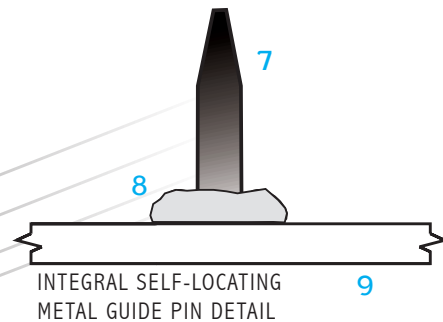
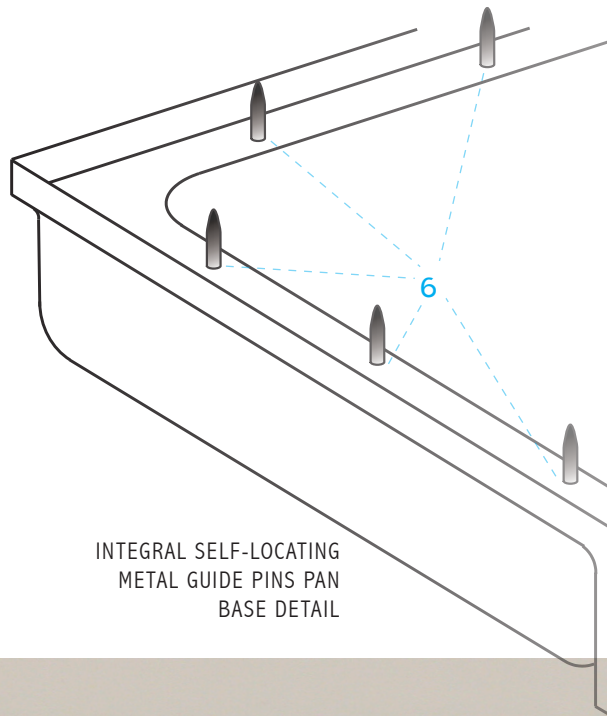
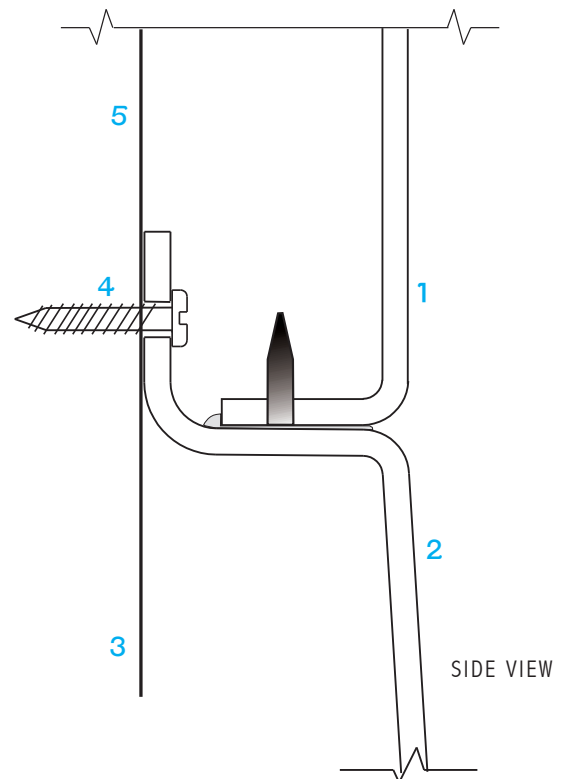
See our Choose Home Collection of Aging-in-Place models for wood backed units and our Multi-Piece Collection for full-wood backed units.

The Praxis Perfect Pin System is an integral assembly guidance system that allows the installation of Praxis sectional models completely from the front of the unit.

Integral self-locating metal guide pins are fully glassed-in and easily fit into pre-drilled guide slots which allow ease of assembly without having to view the pin and slots.

The Praxis Perfect Pin System allows easy and simple front-side installation - no need to access behind the framing pocket.

Creating a perfect fit each time, the Perfect Pin System leaves a near invisible seam line that is easily caulked leaving a beautiful finish and groutless appearance.



Metal guide pins are fully glassed-in during the manufacturing process and are integral to the unit.

- 1 WALL PANEL
- 2 SHOWER PAN BASE
- 3 STUD LINE
- 4 MOUNTING SCREW
- 5 WALL BOARD
- 6 INTEGRAL SELF-LOCATING METAL GUIDE PINS
- 7 INTEGRAL SELF-LOCATING METAL GUIDE PINS
- 8 SILICONE BEAD
- 9 FIBERGLASS SHOWER

the
praxis

P

erfect Pin System

System

INTEGRAL SELF-LOCATING METAL GUIDE PIN
& PRE-DRILLED ALIGNMENT HOLE

finishes








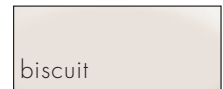
SECTIONAL BATHWARE

SUPERIOR FINISH- AcrylX™ AcrylX has a visibly true white, deep lustrous finish that can only be achieved with an acrylic surface. Whether in a warehouse or a new house, an AcrylX product will resist scratching, cracking and chipping and will maintain a "factory-new" finish over its lifetime. AcrylX's™ UV properties resist fading, low porosity helps maintain luster and make cleaning easier, and other natural properties make it less susceptible to chemicals. AcrylX™ bathware- stronger, brighter white- is covered by an unprecedented **lifetime, limited warranty**.

CenturyStone™ SOLID SURFACE is patented, solid surface technology that creates a strong, long lasting, seamless, non-porous, solid surface product. Perfect for healthcare, hospitality and up-scale residential applications. Aquarius solid surface bathware is covered by a **ten year, limited warranty**.



AcrylX™
OR SOLID SURFACE



SOLID SURFACE

Color samples are representative only. Printing may cause some variations to the color. To purchase color chip samples please contact customer service.

Non standard colors may be found on our websites or requested by contacting customer service. As in all batch manufacturing, slight variations may occur.

CenturyStone™ Solid Surface is available on select units only.



AQUARIUS
BATHWARE™

escape the ordinary

www.aquariusproducts.com

Customer Service: 800.443.7269

Fax: 731.925.4290

435 Industrial Road | Savannah, TN | 38372

The Praxis Companies, LLC. Copyright 2017
CenturyStone™ is a registered trademark of The Praxis
Companies, LLC All rights reserved and subject to change.
AQSEC2017/1216