

## Opt-X® SDX Wall-Mount Enclosures

### Small, Medium, and Large

#### APPLICATION

Opt-X SDX Wall-Mount Enclosures allow for inter-connect or cross-connect between cable and active equipment while using minimum wall space. The enclosure features and design allow for easy field termination of connectors, splicing, or pre-terminated plug-and-play solutions. The fiber enclosures are primarily used in controlled indoor applications, such as in entrance facilities, equipment rooms, and telecommunications rooms.



Small Wall-Mount



Medium Wall-Mount



Large Wall-Mount

#### SPECIFICATION

Opt-X SDX Wall-Mount Enclosures shall be available in multiple sizes to accommodate field connector termination, heat-fusion splicing, and plug-and-play MTP® cassettes for up to 288 fibers (LC). Large-size enclosures can be retrofitted in the field to a splice-only configuration for up to 576 heat-fusion single or 1728 Ribbon splicing. Enclosures can be oriented for left- or right-side patching to provide added flexibility. Adapter bulkhead shall accept Opt-X SDX Precision-Molded Adapter Plates, SDX Splice Modules, and SDX MTP Cassettes in LC, SC, ST, and MTP connectivity. Fiber cable management for routing, storage, and protection shall accept tight-buffered fiber and backbone cables. Enclosures shall be constructed of 16-gauge steel with a powder-coated black finish and be mountable on a wall. An optional key/lock kit shall be available to lock the service side door or both service-side and customer-side doors.

Page 1 of 3

#### FEATURES

- Dual doors (service side and customer side) with slam latches for ease of access
- Low-profile (depth), small-size enclosure minimizes protrusion from the wall
- Large-size enclosure can be retrofitted in field for splice only enclosure (accepts up to 24 splice trays)
- Accepts SDX Adapter Plates, Splice Modules, MTP Cassettes, and Splice Trays for multiple solution capabilities
- Removable cable entry/exit grommets allow for pre-terminated fiber trunk install, cable protection, and minimizes dust buildup
- Constructed of 16-gauge steel for enhanced durability
- Ground lug provided for added cable strain relief protection and grounding of armored cable
- Optional cable strain-relief mounting kit (installed on service side) protects incoming fiber cable
- Optional key/lock kit secures service-side door or service-side and customer-side doors
- Optional HDX-to-SDX conversion adapter bracket accepts HDX Adapter Plates and HDX Cassettes

#### DESIGN CONSIDERATIONS

- Enclosures are sold empty (unloaded)
- Capable of storing up to three meters of 900 µm tight-buffered fiber per adapter
- Enclosures are powder-coated black (custom white available)
- Enclosures include an accessory kit consisting of VELCRO brand cable ties, mounting screws, cable managers, port ID labels, blank plates and CAM lock (for splice-only enclosure)

#### STANDARDS COMPLIANCE & FIBER DENSITY

Meets or exceeds all ANSI/TIA-568.3-D requirements

#### PHYSICAL SPECIFICATIONS

Dimensions:

- See page two

Materials:

- Enclosures: 16-gauge steel, powder-coated black, white logo
- Cable entry/exit grommet: santoprene

		FIBER DENSITY			
Size	# of SDX Components	MTP (12f / 24f)	LC	SC	ST
Small	2	192 / 384	48	24	16
Medium	4	384 / 768	96	48	32
Large	12	1,152 / 2,304	288	144	96

**Leviton Network Solutions**  
2222 - 222nd St. SE  
Bothell, WA 98021-4416

**Asia / Pacific**  
T +1.631.812.6228  
E infoasean@leviton.com

**Canada**  
T +1.514.954.1840  
E pcservice@leviton.com

**Caribbean**  
T +1.954.593.1896  
E infocaribbean@leviton.com

**China**  
T +852.2774.9876  
E infochina@leviton.com

**Colombia**  
T +57.1.743.6045  
E infocolombia@leviton.com

tel 1-800-824-3005  
tel +1-425-486-2222  
appeng@leviton.com  
www.leviton.com

**Europe**  
T +44.0.1592.772124  
E customerservice@brand-rex.com

**India / SAARC**  
T +971.4.886.4722  
E infoindia@leviton.com

**Mexico**  
T +52.55.5082.1040  
E lsamarketing@leviton.com

**Middle East & Africa**  
T +971.4.886.4722  
E lmeinfo@leviton.com

**South Korea**  
T +82.2.3273.9963  
E infokorea@leviton.com

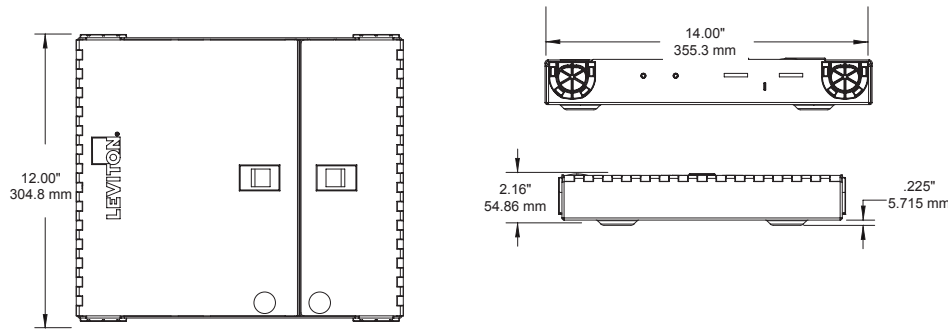
## WARRANTY INFORMATION

For a copy of Leviton product warranties, visit [www.leviton.com/warranty](http://www.leviton.com/warranty).

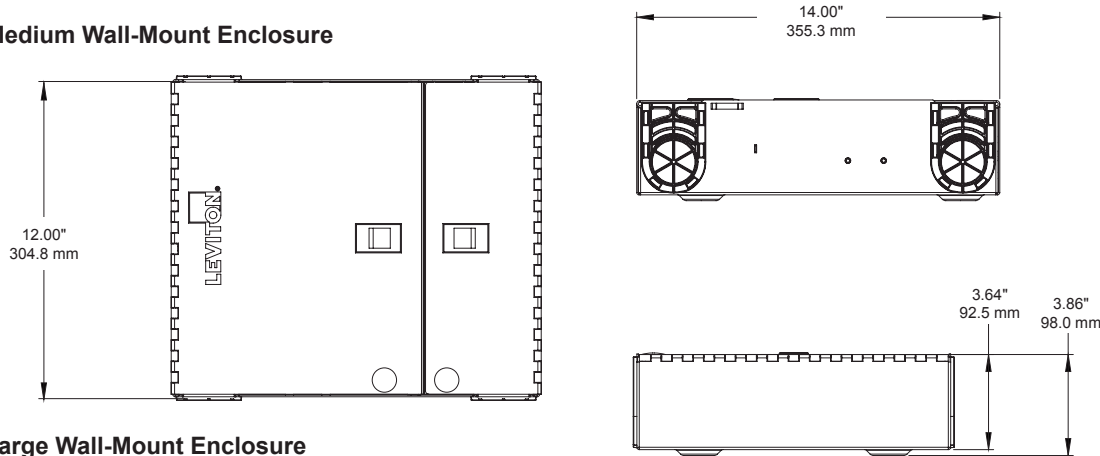
## ELECTRONIC FILES

For CAD files, typical specs, or technical drawings (.DXF, .DWG), visit [www.leviton.com](http://www.leviton.com).

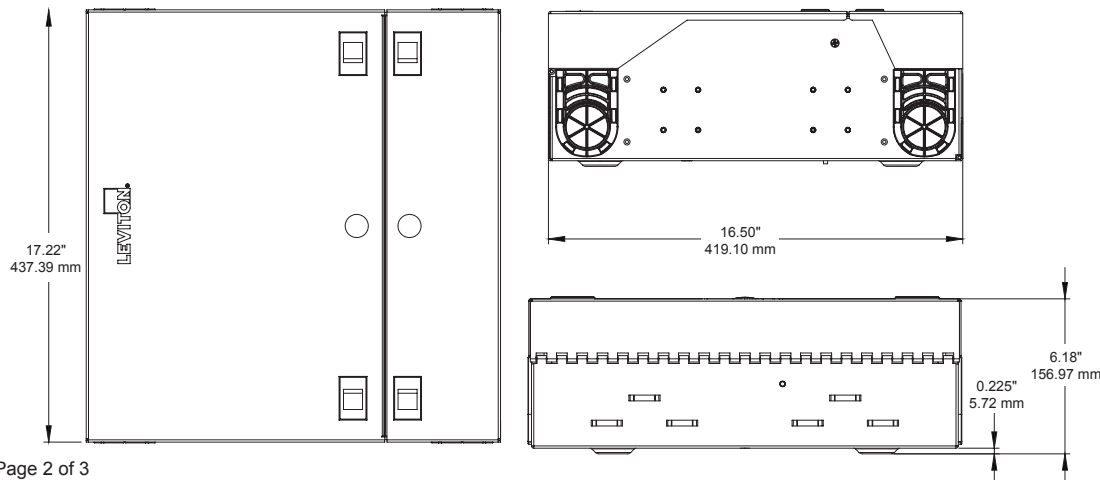
### Small Wall-Mount Enclosure



### Medium Wall-Mount Enclosure



### Large Wall-Mount Enclosure



Page 2 of 3

**Leviton Network Solutions**  
2222 - 222nd St. SE  
Bothell, WA 98021-4416

tel 1-800-824-3005  
tel +1-425-486-2222  
[appeng@leviton.com](mailto:appeng@leviton.com)  
[www.leviton.com](http://www.leviton.com)

**Asia / Pacific**  
T +1.631.812.6228  
E [infoasean@leviton.com](mailto:infoasean@leviton.com)

**Europe**  
T +44.0.1592.772124  
E [customerservice@brand-rex.com](mailto:customerservice@brand-rex.com)

**Canada**  
T +1.514.954.1840  
E [pcservice@leviton.com](mailto:pcservice@leviton.com)

**India / SAARC**  
T +971.4.886.4722  
E [infoindia@leviton.com](mailto:infoindia@leviton.com)

**Caribbean**  
T +1.954.593.1896  
E [infocaribbean@leviton.com](mailto:infocaribbean@leviton.com)

**Mexico**  
T +52.55.5082.1040  
E [lsmarketing@leviton.com](mailto:lsmarketing@leviton.com)

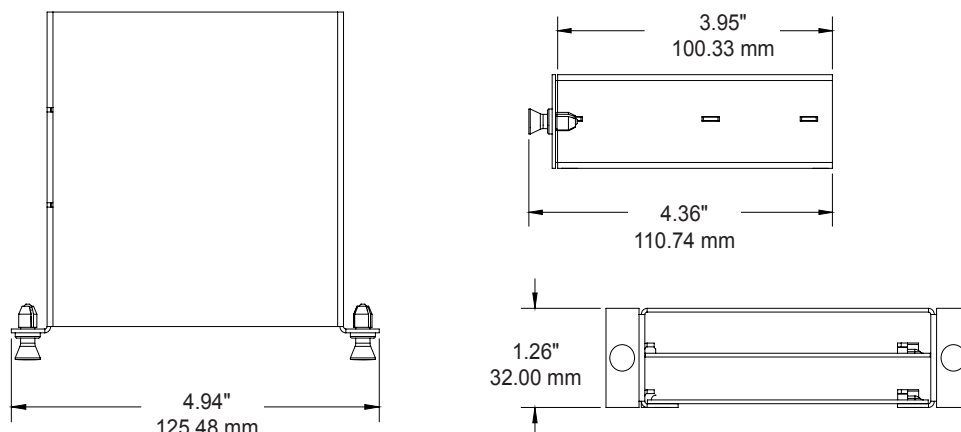
**China**  
T +852.2774.9876  
E [infochina@leviton.com](mailto:infochina@leviton.com)

**Middle East & Africa**  
T +971.4.886.4722  
E [lmeinfo@leviton.com](mailto:lmeinfo@leviton.com)

**Colombia**  
T +57.1.743.6045  
E [infocolombia@leviton.com](mailto:infocolombia@leviton.com)

**South Korea**  
T +82.2.3273.9963  
E [infokorea@leviton.com](mailto:infokorea@leviton.com)

HDX-to-SDX Adapter Bracket



5Wxxx-xxC

SPLICE TRAY CAPACITY CHART

	Heat Shrink (Plastic Holders)	Bare Fusion	Small	Medium	Large
<b>Metal Splice Tray (0.25" Height)</b>					
12-Fiber Mini, 4" x 7"	T47HS-P06	T47BF-P06	2	4	12
12-Fiber Mini, w/ standoff, 4" x 7"	5T000-00T	—	2	4	12
72-Fiber High Density, 6" x 10"	T6XRB-40Q	—	2	4	12/24
<b>Injection Molded Splice Tray (Mini - 0.39" Height, High-Density - 0.43" Height)</b>					
12-Fiber Mini, 3.74" x 5.59"	T5PLS-12F	—	2	4	12/24
24-Fiber High-density, 4.5" x 7.63"	T5PLS-24F	—	2	4	12/24

OPT-X® SDX WALL-MOUNT ENCLOSURES & ACCESSORIES

Description	Part No.
Small Enclosure, empty with dual door, no lock	5WSML-02C*
Medium Enclosure, empty with dual door, no lock	5WMED-04C*
Large Enclosure, empty with dual door, no lock	5WLRG-12C*
Lock and key	5L000-L0K
Splice tray mounting hardware kit	SPLMT-HKT
Cable clamp kit (single grommet)	5RCMP-KIT
Cable clamp kit (multiple cable grommets)	5RCMP-KT2
HDX-to-SDX Adapter Bracket	HDXAD-ACC

\* Contact Inside Sales for white colored option. Minimum order quantities and lead time may apply.

