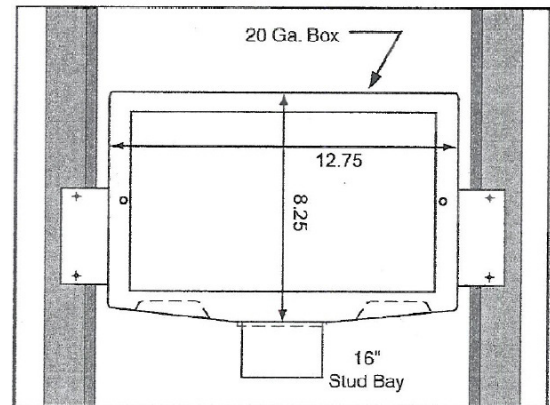
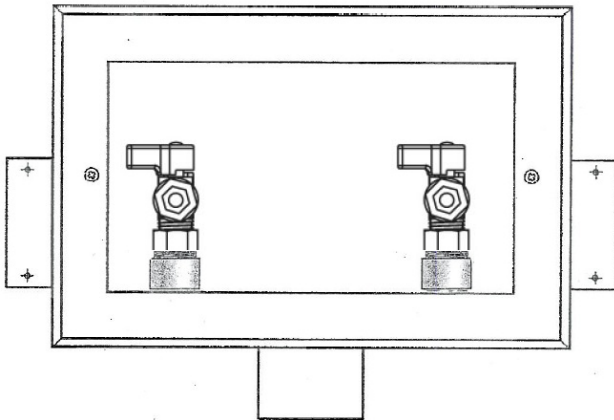


SPECIFICATION SUBMITTAL SHEET



CENTER DRAIN WHITE POWDER COATED WMOB w/ Quarter Turn Valves



Specifications:

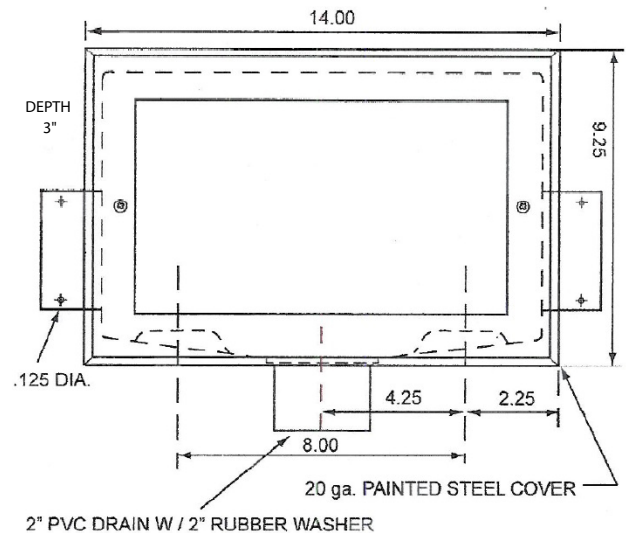
Furnish and install center drain white powder coated cold rolled steel washing machine outlet box with quarter turn valves. Unit shall be Guy Gray product code as manufactured by IPS Corporation.

Box Material:

White Powder Coat on Cold Rolled Steel Finish
20 gauge box and 20 gauge faceplate

Valve and Drain Options:

Qtr. Turn Valve with 1/2" MIP/Sweat or CPVC connection furnished. 2" Slipnut or PVC Drain. Valves compliant with ASME A112.18.1.



Item #	Product Description	Model #	Quantity
82311	1/2" Qtr Turn MIP/Sweat Valve, 2" Slipnut Drain Kit	T200QT	6
82145	1/2" Qtr. Turn CPVC Valves, 2" PVC Drain Fitting	T200TPPVCCPVC	6
82147	1/2" Qtr. Turn Sweat Valves, 2" ABS Drain Fitting	T200TPABSQT	6

