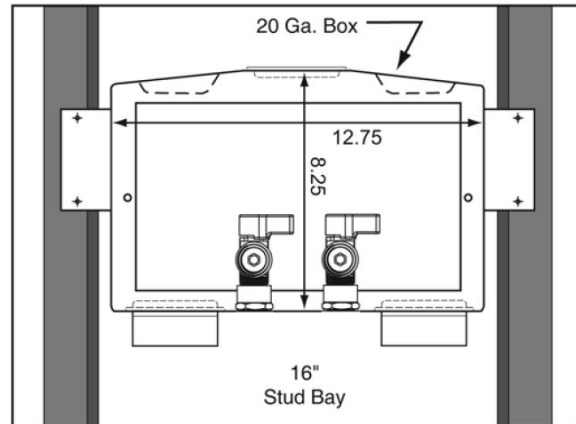
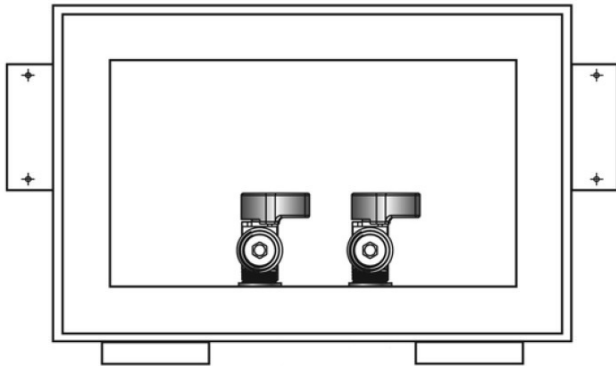


SPECIFICATION SUBMITTAL SHEET



"TT" SERIES DUAL OUTLET WHITE POWDER COATED COLD ROLLED STEEL WMOB with Quarter Turn Valves



Specifications:

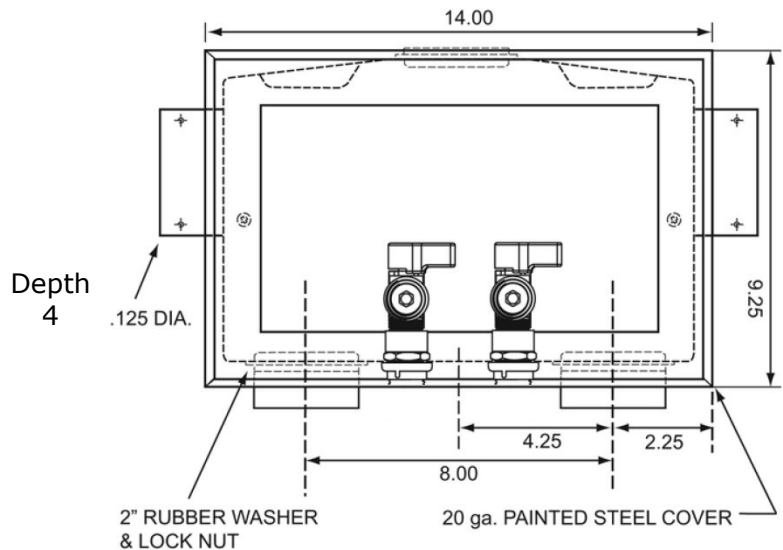
Furnish and install right drain galvanized washing machine outlet box with quarter turn valves. Unit shall be Guy Gray product code checked below as manufactured by IPS Corporation.

Box Material:

White Powder Coat on Cold Rolled Steel Finish
20 gauge box with 20 gauge faceplate

Valve & Drain Options:

Qtr. Turn Valve kit with 2" MIP/Sweat, CPVC or PEX connection furnished. 2" Slipnut, PVC or ABS Drain and locknut kit included. Valves comply with ASME A112.18.1.



Item #	Product Description	Model #	Quantity
82341	Dual outlet w/2" Qtr Turn Sweat Valve, 2" Slipnut Drain Kit	TT200QTS	6
82343	Dual outlet w/2" Qtr Turn Sweat Valve, 2" PVC Drain Fitting	TT200TPPVCS	6
82344	Dual outlet w/2" Qtr Turn CPVC Valve, 2" PVC Drain Fitting	TT200TPPVCC	6
82345	Dual outlet w/2" Qtr Turn PEX Valve, 2" PVC Drain Fitting	TT200TPPVCP	6
82347	Dual outlet w/2" Qtr Turn Sweat Valve, 2" ABS Drain Fitting	TT200TPABSS	6
82348	Dual outlet w/2" Qtr Turn CPVC Valve, 2" ABS Drain Fitting	TT200TPABSC	6
82349	Dual outlet w/2" Qtr Turn PEX Valve, 2" ABS Drain Fitting	TT200TPABSP	6

