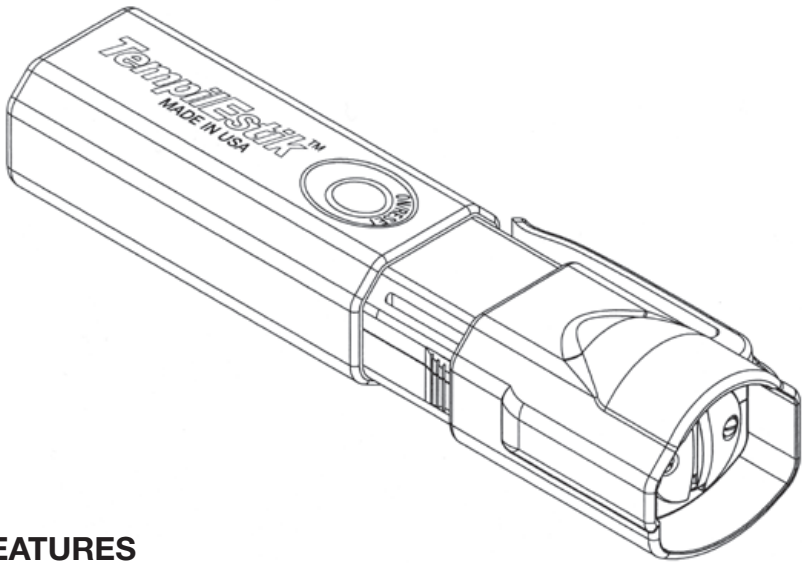


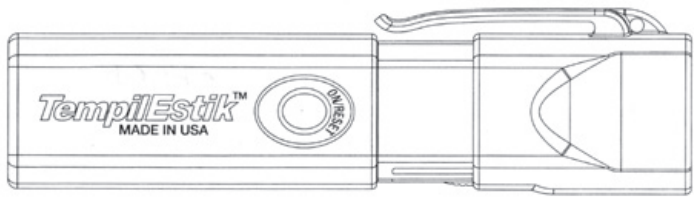
TempilEstikTM



FEATURES

- Easy to use
- No electronic cables or wire to snag or tangle
- Achieves temperature reading quickly
- Accurate
- Holds measured temperature for 10 seconds
- Automatic shut off between 25 and 30 seconds
- Fahrenheit or Centigrade readable
- One handed operation
- Reset button allows quick sequential temperature measurements
- LED readable in dark or light
- Rugged
- Moisture resistant
- Light/Easy to carry in pocket, on belt, or holster
- Attachable clip for lanyard to reduce danger of dropping
- Long battery life
- Thermocouple protection, when not in use
- Easy to grip cover, bright colored for quick visual location

TempilEstik SPECIFICATIONS:



Temperature Range	(+32 to 999°F) (0 to 537°C)
Accuracy	+/- 2% or +/- 2° whichever is greater
Dimensions	Ht. 1.655", Wth. 1.62", L. 7.02" Ht. 4.20cm, Wth. 4.12cm, L. 17.83cm
Weight	195.4 grams - 6.9 oz.
Display	LED
Battery Type	3 AAA
Automatic Shut Down	Within 25-30 seconds after last reading
Holder Material	High Temperature MPPO
Removable Grip	Styrene Block Copolymer
Limited Warranty	90 days from time of purchase. Return to LA-CO Industries, Inc. with proof of purchase. Call customer service for return authorization: 800-621-4025

INSTRUCTIONS:

Press and release the **ON/RESET button** once to activate the Estik.

To ensure unit is on check the **LED readout** for a number.

The unit is set to read Fahrenheit. To change to Centigrade press the ON/RESET button for 5 seconds.

To expose **thermocouple** press the **positive stop hinge** and slide the thermocouple **protective cylinder** back to its full stop position against the grip fully exposing the thermocouple.

Gently press the center of the thermocouple against the object being tested.

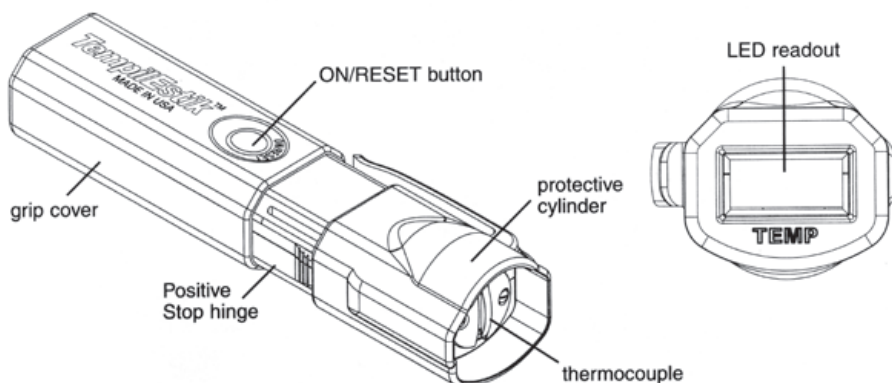
Once the temperature readout number stops ascending, the maximum surface temperature will be displayed on the LED readout for 10 seconds.

When the temperature is read, ensure that the word "**TEMP**" is below the digital readout to avoid reading the number upside down.

To take another temperature reading, press and release the ON/RESET button once. Press the thermocouple against the desired surface. The new temperature measurement will be attained when the temperature numbers stop either ascending or descending. Repeat until all desired temperature locations are measured.

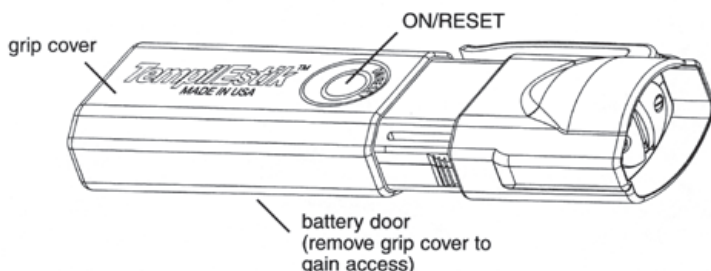
The unit will automatically shut off between 25 and 30 seconds.

When carrying or storing the Estik unit, always slide the protective cylinder forward into the locked position to reduce the chance of damage to the thermocouple.



BATTERY REPLACEMENT

1. Slide the **Grip Cover** toward the back of the Estik and remove it from the handle exposing the **battery door**.
2. Remove the battery hatch door and replace the batteries.
3. Snap the battery hatch door back in place.
4. Slide the Grip Cover back onto the Estik.
5. **IMPORTANT:** The ON/RESET depression on the grip must line up with the ON/RESET button on the handle.
 - Depress the ON/RESET button to ensure a number appears on the digital readout screen



CAUTION

- Avoid surface temperature measurements over 1000°F (538°C) to avoid permanent damage to the thermocouple probe.
- Do not use this product to measure the temperature of any type of electrical devices.
- It is recommended that the lanyard attachment be used when working at heights to avoid damage to the Estik or people and equipment below the work area.
- Dispose of used batteries in accordance with local legislation.
- Avoid touching hot surfaces with the plastic portion of the Estik.
- Check and clean the Thermocouple to ensure it is free from oil, grease, dirt, and chemicals.

NOTE

Although the Estik holder is constructed with a high temperature plastic, please insure that contact between the thermocouple and the heated surface is not maintained for more than 15 seconds to avoid possible distortion of the plastic at the thermocouple end of the Estik.

After temperature measurements, avoid touching the heated surfaces of the Estik to body surfaces.



Accurate indication. Reliable results.™

LA-CO Industries, Inc.

Elk Grove Village, IL 60007

TEL 800-621-4025 FAX 847-965-9885

tempil.com