



Quality Products. Service Excellence.


Type 12 Modular Freestanding Disconnect Enclosures *HME Series*

Two Door



Application

- Provides users with a rugged housing for flange mount disconnect and circuit breaker requirements.
- Modular design permits joining of units together for large scale and mixed use applications.
- Frame's 25mm hole pattern provides extensive component and accessory mounting flexibility.
- A broad range of industry standard sizes are offered.
- HME/HMET Series enclosures can be used as slave units to HFMD/HFMDT Disconnect Series.
- The flange mount disconnect units accommodate today's most popular disconnect hardware.
- ABB Controls: Disconnect Switches up to (and including) 200 amp, also operators for ABB circuit breakers up to 800 amp.
- Allen Bradley: 1494V variable depth flange mounted disconnect up to and including 200 amp and operators for C-H Westinghouse circuit breakers up to 400 amp.
- C-H Westinghouse: C361 flange mounted disconnect switches up to and including 200 amp and C371 circuit breakers up to 600 amp, also Flex Shaft handle mechanisms for circuit breakers.
- General Electric: Type STDA flange mounted variable depth flange operators for disconnect switches up to and including 200 amp and circuit breakers up to 600 amp or Spectra Flex™ cable operators for circuit breakers.
- ITE Siemens Max-Flex: flange mounted variable depth cable operators for disconnect switches up to 200 amp and circuit breakers up to 600 amp.
- Square D: class 9422 variable depth flange mounted operating mechanisms for disconnect switches up to and including 200 amp or cable mechanism for 30, 60 or 100 amp, also circuit breakers with variable depth operators or cable mechanism up to 400 amp.



Standards

- UL 508A Type 12
- CSA Type 12
- Complies with
 - NEMA Type 12
 - IEC 60529 IP54
- Appropriate components are required to maintain these standards.

Standard Configuration

- Frame
- Removable solid top panel
- Lifting eyebolts (4)
- Removable bottom panel w/gland plates
- Solid front door(s) with door frame(s).
- Removable rear cover panel(s) – two door version with removable center post

- Inner mounting panel
- Disconnect to door handle activation hardware
- Hinged flange door

Construction

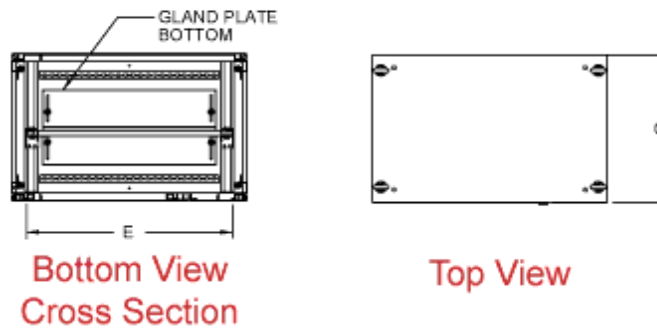
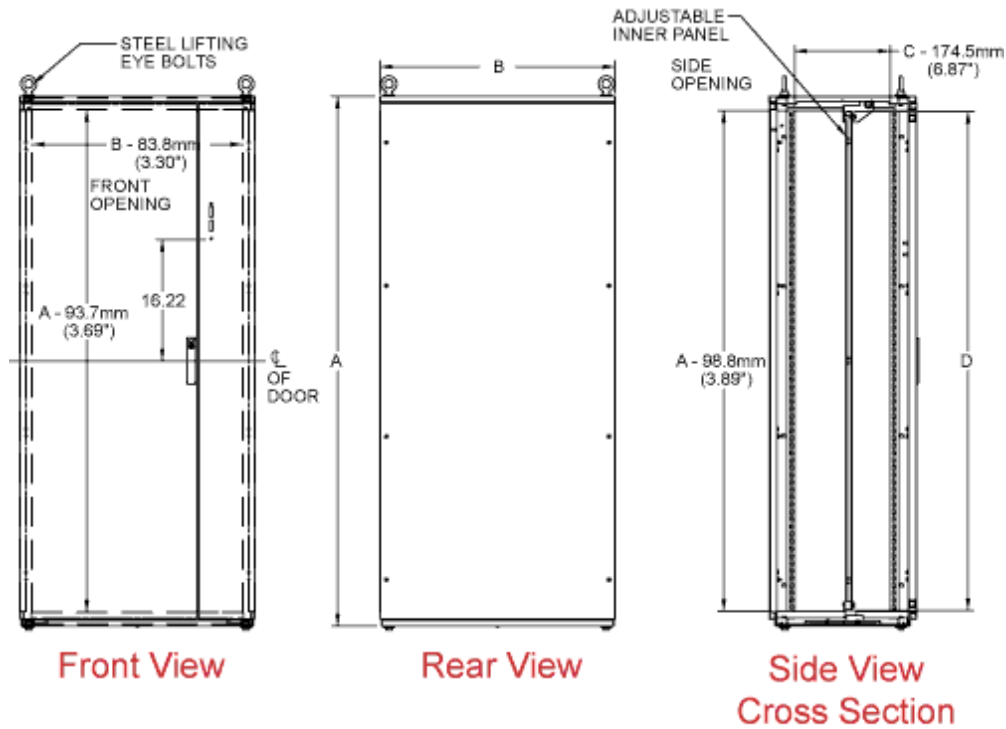
- Formed 14 gauge steel.
- Fully welded frame with 25mm hole pattern for superior mounting flexibility.
- Seamless foam in place gasket.
- Reinforced eyebolts are provided for easy enclosure lifting.
- Frames can be joined together with an optional joining kit.
- Doors can be easily interchanged, removed and/or reversed.
- Door opening 135°.
- Optional formed 14 gauge steel side panels are sold separately (in pairs).
- Bonding and grounding studs are provided for all doors and panels.

Finish

- Phosphatized and finished in RAL 7035 light gray powder coating.
- Inner panel is unpainted galvanized 12 gauge steel.

Accessories

- | | |
|-----------------------------------|--|
| • Cooling Products | • Filtered Fans |
| • Literature Pocket | • Plinth |
| • Leveling Feet | • Side Panels |
| • Tamper Resistant Screws | • Frame Joining Kit |
| • Window Door | • Top Mount Cable Module and Side Panels |
| • HME Casters | • Lifting Angles |
| • Grid System | • Grid Strap Spacer |
| • Additional Inner Panels | • Side Mounting Inner Panels |
| • Side Mounting Barrier Panels | • Swing Panel |
| • Shelf | • Bridge Panel |
| • Swing Frame for 19" Mounting | • Interlock Kit |
| • 19" Rails and Width Adaptor Kit | • Outlet Strips |
| • Ground Wire Kits | • Copper Busbar |
| • Inserts | • HME Handles |
| • Light Kit Brackets | • Remote Door Switches |



Part No.	Overall Dimensions		Panel Dimensions		
	A	B	C	D	E
HFMDT18164	1800	1600	400	1696	1499
HFMDT18165	1800	1600	500	1696	1499
HFMDT18184	1800	1800	400	1696	1699
HFMDT18185	1800	1800	500	1696	1699
HFMDT18186	1800	1800	600	1696	1699
HFMDT20165	2000	1600	500	1896	1499
HFMDT20166	2000	1600	600	1996	1499
HFMDT20168	2000	1600	800	1896	1499
HFMDT20185	2000	1800	500	1896	1699

Data subject to change without notice

© 2017. Hammond Manufacturing Ltd. All rights reserved.