



Electric Tankless Water Heaters



The KwickShot® Electric Tankless Water Heaters Models Feature:

- **On Demand Hot Water**—No delay.
- **Reduced Energy Waste**—Flow switch activates heater only on demand (no stand-by heat loss). 99% efficient.
- **Continuous Hot Water**—No storage capacity to run out.
- **No Need for a T&P Relief Valve**—Check local codes.
- **Integral Flow Restrictor**—Built-in to ensure proper temperature rise.
- **Prevention Of Bacteria Growth.**
- **Easy Installation**—Mounts on wall – no sweat connections.
- **Ni Chrome Heating Element**—A unique, patented flow path ensures optimum heat transfer and extended element life.
- **Durable Design**—Reduces calcification and sedimentation.
- **Space Saving Installation**—Compact size.
- **High Temperature Limit Switch (ECO)**—Protects against element burn out, with reset button.
- **Warranty**—Heaters are designed for durability and guaranteed against failure due to leaks of Heater Body/ Element Assembly for a period of 10 years. Field serviceable element with replaceable cartridge element (1 year warranty).
- **Single Phase and Three Phase models**—Single Phase models 240 volt and below are cUL certified.



For more information on warranty, please visit www.bradfordwhite.com
For products installed in USA, Canada and Puerto Rico. Some states do not allow limitations on warranties.
See complete copy of the warranty included with the heater.

MANUFACTURED UNDER ONE OR MORE OF THE FOLLOWING U.S. PATENTS: 5,682,666; 7,634,976; 5,660,165; 5,954,492; 6,056,542; 6,935,280; 5,372,185; 5,485,879; 5,574,822; 7,971,560; 7,992,526; 6,684,821; 6,442,178; 7,334,419; 7,866,168; 7,270,087; 7,007,748; 5,596,952; 6,142,216; 7,699,026; 5,341,770; 7,337,517; 7,665,211; 7,665,210; 7,063,132; 7,063,133; 7,559,293; 7,900,589; 5,943,984; 8,082,888; 5,988,117; 7,621,238; 7,650,859; 5,761,379; 7,409,925; 5,277,171; 8,146,772; 7,458,341; 2,262,174. OTHER U.S. AND FOREIGN PATENT APPLICATIONS PENDING. CURRENT CANADIAN PATENTS: 2,314,845; 2,504,824; 2,108,186; 2,143,031; 2,409,271; 2,548,958; 2,112,515; 2,476,685; 2,239,007; 2,092,105; 2,107,012. KwickShot® is a registered trademark of Bradford White® Corporation.

Electric Tankless Water Heaters



Single Point (Single Phase)

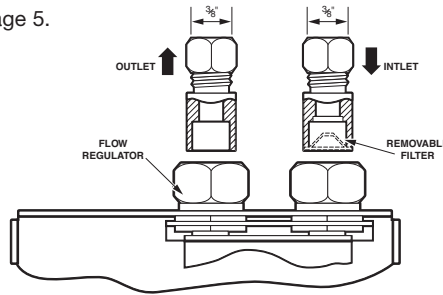
Intregal 0.5 GPM flow control and faucet aerator provided.

Model Number	kW Rating	Voltage	AMPS	Temperature Rise °F 0.5 GPM	Recommended Wire Size
ES-3000-1-S-10	3.0	120	25.0	41	10 AWG
ES-3500-1-S-10	3.5	120	29.0	48	10 AWG
ES-3500-4-S-10	3.5	240	14.6	48	14 AWG
ES-4100-2-S-10	4.1	208	19.7	56	12 AWG
ES-4100-5-S-10	4.1	277	14.8	56	14 AWG
ES-5500-4-S-10	5.5	240	22.9	75	10 AWG

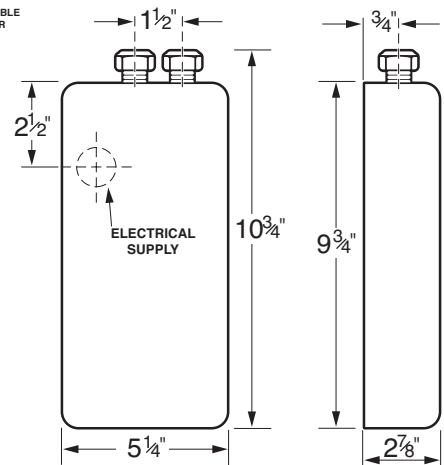
Note: Designed to comply with 0.5GPM hand washing code target outlet temperature 105°F - 110°F. Please consult local codes for electrical requirements. Additional voltages and wattages are available. For more information please consult factory.

Applications: Single Phase Only.
Shopping Malls, Schools, Stadiums, Public Hand Washing.

Refer to Voltage Identification Code Chart on page 5.



Specifications:
Dimensions: 10 $\frac{3}{4}$ " x 5 $\frac{1}{4}$ " x 2 $\frac{1}{8}$ "
Weight: 3 lbs.
Materials:
 Cover: ABS UL rated 94Vo.
 Glass reinforced Fortron®
 Heater Body and Ni Chrome Element
Color: White
Element: Replaceable cartridge insert
Pipe-Fittings: 3/8" compression at top of unit.
Operating Pressure: Min 25 PSI, Max 150 PSI.



Thermostatic (Single Phase)

Turn on 0.5 GPM (up to 6.5kW)
 Turn on 0.7 GPM (7.5 kW and up)
 Max Flow 2.0 GPM

Model Number	kW Rating	Voltage	AMPS	Temperature Rise °F					Recommended Wire Size
				0.5 GPM	0.75 GPM	1.0 GPM	1.5 GPM	2.0 GPM	
EFT-7500-4-S-10	7.5	240	32.0	—	68	51	34	25	8 AWG
EFT-9500-4-S-10	9.5	240	40.0	—	86	65	43	32	8 AWG

Note: Designed to comply with 0.5GPM hand washing code target outlet temperature 105°F - 110°F. Please consult local codes for electrical requirements. Additional voltages and wattages are available. For more information please consult factory.

Refer to Voltage Identification Code Chart on page 5.


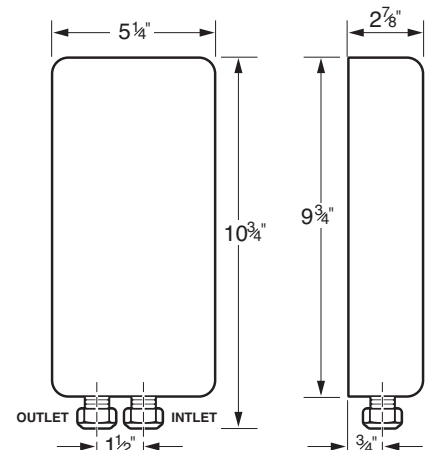
Applications: Single Phase Only.
 Dishwashers, Boosters (to 180°F). Schools, Hospitals, Nursing Homes, Laboratories. Emergency Eye Wash Fountains. Single and Multiple Hand wash Stations.

Please specify your application when you place your order.
 Example: EFT-9500-4-S-10-S (Dishwasher 180°F)

SPEC OPTIONS:

- S** - Sanitation Setting 180°F
- FS** - Factory Set Temperature (Ambient to 180°F)
- ML** - Multiple Lavs (5.5 to 10kW)
 Factory Set Temp 105°F.
 .5 GPM Turn On

Specifications:
Dimensions: 10 $\frac{3}{4}$ " x 5 $\frac{1}{4}$ " x 2 $\frac{1}{8}$ "
Weight: 3 lbs.
Materials:
 Cover: ABS UL rated 94Vo.
 Glass reinforced Fortron® Heater Body and Ni Chrome Element
Color: White
 Standard temperature range 100°F-140°F.
 Maintains accurate temperature control +/- 1°F
Element: Replaceable cartridge insert
Pipe-Fittings: 1/2" compression at bottom of unit.
Operating Pressure: Min 25 PSI, Max 150 PSI.



Electric Tankless Water Heaters



Flow Controlled (Single Phase)

Turn on 0.5 GPM (up to 6.5kW)
Turn on 0.7 GPM (7.5 kW and up)
Max Flow 2.0 GPM


Model Number	kW Rating	Voltage	AMPS	Temperature Rise °F					Recommended Wire Size
				0.5 GPM	0.75 GPM	1.0 GPM	1.5 GPM	2.0 GPM	
EFC-5500-4-S-10	5.5	240	23.0	75	50	38	25	18	10 AWG
EFC-6500-4-S-10	6.5	240	27.0	88	59	44	30	22	10 AWG
EFC-7500-4-S-10	7.5	240	32.0	—	68	51	34	25	8 AWG
EFC-9500-4-S-10	9.5	240	40.0	—	86	65	43	32	8 AWG
EFC-8300-2-S-10	8.3	208	39.0	—	76	57	38	29	8 AWG

Please consult local codes for electrical requirements. Additional voltages and wattages are available. For more information please consult factory.

Refer to Voltage Identification Code Chart on page 5.

Applications: Single Phase Only.

Kitchen Sinks, Bar Sinks, Dual Lavs, Utility Sinks, Manufacturing Facilities, and Modular Buildings.



Specifications:

Dimensions: 10 $\frac{1}{4}$ " x 5 $\frac{1}{4}$ " x 2 $\frac{7}{8}$ "

Weight: 3 lbs.

Materials:

Cover: ABS UL rated 94Vo.

Glass reinforced Fortron® Heater Body

and Ni Chrome Element

Color: White

Standard temperature range

100°F-140°F.

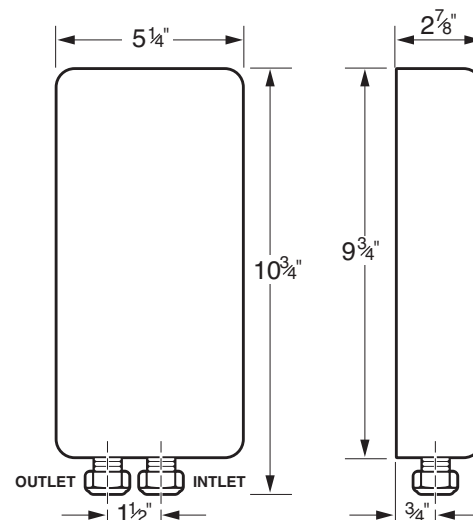
Maintains accurate temperature control

±1°F

Element: Replaceable cartridge insert

Pipe-Fittings: 1/2" compression at bottom of unit.

Operating Pressure: Min 25 PSI, Max 150 PSI.



Series Two - Thermostatic (Single Phase)

(Twin Module) With Single Thermostatic Control

Activated in stages based on demand
Min. flow 0.7 GPM Max Flow 3.0 GPM

Model Number	kW Rating	Voltage	AMPS	Temperature Rise °F				Recommended Wire Size
				1.5 GPM	2.0 GPM	2.5 GPM	3.0 GPM	
EFT-19000-4-D-10	19.0	240	80 (2 x 40 Amps)	87	65	52	43	8 AWG per module


The unit must have 2 independent electrical circuits using correctly rated wire and 2 circuit breakers.

Please consult local codes for electrical requirements. Additional voltages and wattages are available. For more information please consult factory.

Refer to Voltage Identification Code Chart on page 5.

Applications: Single Phase Only.

Residential-Single Shower (Cabin or Condo), Multi Lavs.



SPEC OPTIONS:

Multi Lavs = ML 0.5 turn on set temp.

Set Temp = 105°F.

Specifications:

Dimensions: 10" x 9" x 3"

Weight: 8 lbs.

Materials:

Cover: Enameled Steel.

Glass reinforced "UDELT" Heater Body

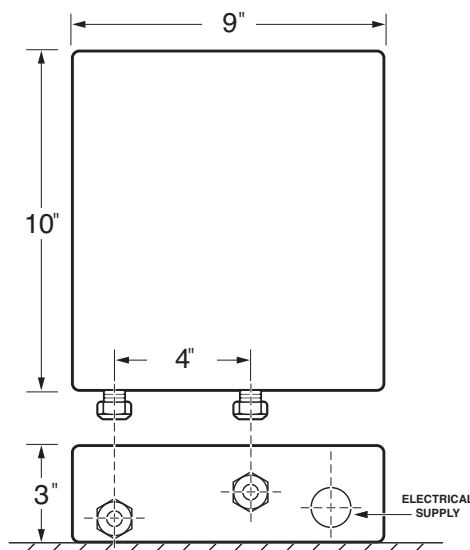
and Ni Chrome Element

Color: White

Element: Dual replaceable cartridge inserts

Pipe-Fittings: 3/4" NPT pipe fittings at the bottom of the unit.

Operating Pressure: Min 25 PSI, Max 150 PSI.



Electric Tankless Water Heaters



Series Three (Single Phase)

Min Flow 0.7 GPM
Max Flow 4.0 GPM

Model Number	kW Rating	Voltage	Current Per Phase	Temperature Rise °F					Recommended Wire Size
				1.5 GPM	2.0 GPM	2.5 GPM	3.0 GPM	4.0 GPM	
EFT-28000-4-T-10	28.0	240	120 (3x40 Amps)	—	—	—	65	50	8 AWG

The unit must have 3 independent electrical circuits using correctly rated wire and 3 circuit breakers. This unit can only be ordered with 240V, but can be used on 208V with 25% reduced output (no model number change required).

Please consult local codes for electrical requirements. Additional voltages and wattages are available. For more information please consult factory.

Refer to Voltage Identification Code Chart on page 5.

Applications: Single Phase Only.

Whole House Residential up to 4.5 GPM (Apartment, Condo, Cabin).



Specifications:

Dimensions: 15¼" x 12¼" x 4¼"

Weight: 12 lbs.

Materials:

Cover: Enameled Steel.

Glass reinforced "UDELT"

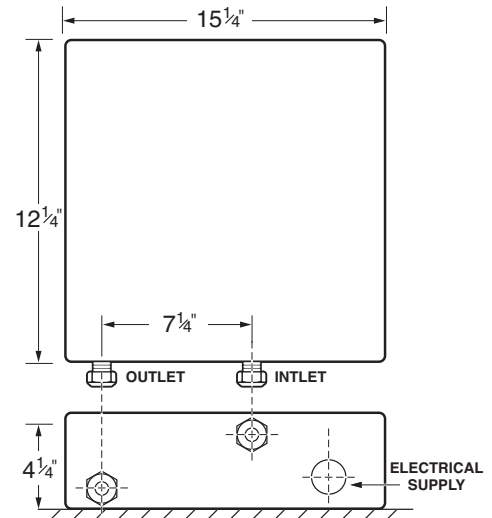
Heater Body and Ni Chrome Element

Color: White

Element: Three replaceable cartridge inserts

Pipe-Fittings: 3/4" NPT pipe fittings at the bottom of the unit.

Operating Pressure: Min 25 PSI, Max 150 PSI.



Thermostatic Triple Module Models (Three Phase)

Min Flow 0.7 GPM
Max Flow 4.0 GPM


Model Number	kW Rating	Voltage	AMPS	Temperature Rise °F						Recommended Wire Size
				1.5 GPM	2.0 GPM	2.5 GPM	3.0 GPM	3.5 GPM	4.0 GPM	
EFT-18000-2-T-10	18.0	208v/120v	50.0	82	61	49	41	35	32	10 AWG
EFT-24000-2-T-10	24.0	208v/120v	67.0	—	82	65	54	47	41	10 AWG
EFTR-18000-6-T-10	18.0	480v	21.7	82	61	49	41	35	32	10 AWG
EFTR-24000-6-T-10	24.0	480v	28.9	—	82	65	54	47	41	10 AWG
EFTR-32000-6-T-10	32.0	480v	38.5	—	—	87	73	62	55	8 AWG

These models are not certified to be installed in Canada.

Please consult local codes for electrical requirements. Additional voltages and wattages are available. For more information please consult factory.

Refer to Voltage Identification Code Chart and wiring diagram on page 5.

Multi-Outlet Three Phase Applications: Modular Hand Washing, Multi-Shower, Restaurants, Beauty Salons.



SPEC OPTIONS:

S = Sanitation 180°F

ML = Multi-Lav temp setting 105 to 110 - 0.5 turn on up to 8 lavs

FS = Factory Set (ambient to 180°F)

Specifications:

Dimensions:

15¼" x 12¼" x 4¼"

Weight: 15 lbs.

Materials:

Cover: Enameled Steel.

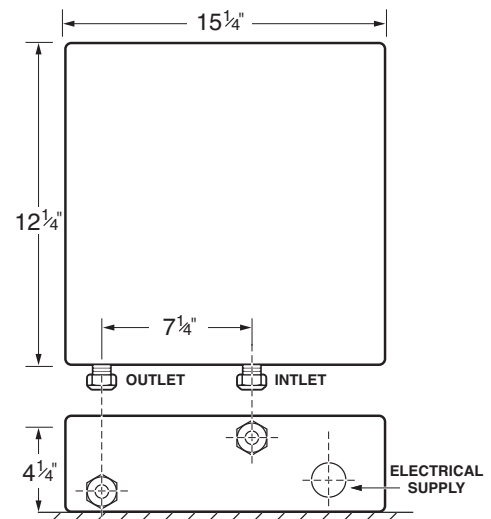
Glass reinforced "UDELT" Heater Body and Ni Chrome Element

Color: White

Element: Triple replaceable cartridge inserts

Pipe-Fittings: 1/2" compression at bottom of unit.

Operating Pressure: Min 25 PSI, Max 150 PSI.



Electric Tankless Water Heaters



Voltage Identification Code For All Models								
Voltage Code	1	2	3	4	5	6	7	8
Voltage	120	208	220	240	277	480	380	415

Example: ES-5500-4-S-10-S

The 4 in the model number indicates 240 volt.

Please be advised that the voltages listed in the Voltage Identification Code may not be available for all models.

Additional voltages and wattages are available. For more information please consult factory.

Electrical Configurations and Requirements for Bradford White Three Phase Tankless Water Heaters.

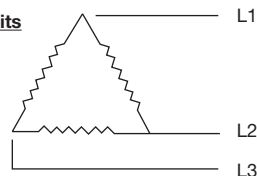
All Bradford White three-phase units are custom made to order and, as such, are non-returnable and non-refundable. We urge you therefore to check your electrical supply, making sure all criteria for operating your Bradford White water heaters are met.

Bradford White 208 or 480 Three Phase Units

Delta Configuration

Requires: 3 Lives, 1 Ground (earth)

Three-Phase Delta; Three-Wire



Electric Tankless Water Heaters



Suggested Specification:

Tankless Water Heater shall be a Bradford White Model _____ with _____ kW, _____ vac _____ to heat _____ GPM @ a temperature rise of _____ degrees F. Unit shall have ABS UL 94 Vo rated or enameled-steel cover. Heater body and element shall be glass reinforced UDEL® or Fortron®. Element shall be replaceable cartridge insert. Unit shall have a replaceable filter in the inlet connector. Element shall be iron free, nickel-chrome material. Heater shall be fitted with 3/8" or 1/2" compression nuts and sleeves or 3/4" NPT fittings to eliminate need for soldering. Maximum operating pressure of 150 psi. Hot water storage tanks prohibited. Unit shall be Bradford White or approved equal.

Note: All models are Single Phase except the Thermostatic Three Phase (3 Module) Models.

Kwickshot® models are not recommended for Space Heating Applications.

No chemicals shall be added to the Kwickshot® models: Potable Water Only.

U.S. Patent No.'s: 4,762,980 and 4,960,976

UL Patent #'s 4,762,980 and 4,960,976.

UL Listed: E197168

 - Only for 240 Volt and below Single Phase Models

Typical Flow Rates in Gallons per Minute (gpm)							
Fixture Type	Lavatory	Bathtub	Shower	Kitchen Sink	Pantry Sink	Laundry Sink	Dishwasher
Flow Rates	0.5	2.0-4.0	1.5-4.0	1.0-1.5	1.5-2.5	2.5-3.0	1.0-3.0

FLOW CHART

POWER REQUIRED-KW

GPM	10	9	8	7	6	5	4	3	2	1	1/2
	29.34kW	26.4kW	23.4kW	20.5kW	17.6kW	14.6kW	11.7kW	8.8kW	5.8kW	3.0kW	—
	44kW	39.5kW	35.1kW	30.7kW	26.4kW	22kW	17.6kW	13.0kW	8.8kW	4.4kW	—
	58.6kW	52.7kW	49.9kW	41kW	35.1kW	29kW	23.4kW	17.6kW	11.7kW	5.8kW	3.0kW
	73.2kW	65.9kW	58.6kW	51.2kW	44kW	37kW	29kW	22kW	14.6kW	7.3kW	3.6kW
	82kW	70.3kW	61.5kW	52.7kW	44kW	37kW	29kW	22kW	14.6kW	7.3kW	3.6kW
	82kW	70.3kW	61.5kW	52.7kW	44kW	37kW	29kW	22kW	14.6kW	7.3kW	3.6kW
	79kW	70.3kW	61.5kW	52.7kW	44kW	37kW	29kW	22kW	14.6kW	7.3kW	3.6kW
	79kW	70.3kW	61.5kW	52.7kW	44kW	37kW	29kW	22kW	14.6kW	7.3kW	3.6kW
	73.2kW	65.9kW	58.6kW	51.2kW	44kW	37kW	29kW	22kW	14.6kW	7.3kW	3.6kW
	64.4kW	58.6kW	52.7kW	46.9kW	41kW	35.1kW	29kW	22kW	14.6kW	7.3kW	3.6kW
	48.3kW	44kW	39.5kW	35.1kW	30.7kW	26.4kW	22kW	17.6kW	13.0kW	8.8kW	4.4kW
	32.2kW	29.3kW	26.4kW	23.4kW	20.5kW	17.6kW	14.6kW	11.7kW	8.8kW	5.8kW	3.0kW
	16.1kW	14.6kW	13.0kW	11.7kW	10.2kW	8.8kW	7.3kW	5.8kW	4.4kW	3.0kW	1.5kW
	8kW	7.3kW	6.5kW	5.8kW	5.1kW	4.4kW	3.6kW	3.0kW	2.4kW	1.8kW	1.2kW
	20°F	30°F	40°F	50°F	60°F	70°F	80°F	90°F	100°F	110°F	120°F

Temperature Rise - °F

FORMULAS

$$\text{Flow Rate, (GPM)} = \frac{\text{kW rating} \times 6.83}{\text{rise in temp. (°F)}}$$

$$\text{Rise in Temp. (°F)} = \frac{\text{kW rating} \times 6.83}{\text{GPM}}$$

$$\text{kW Rating} = \frac{\text{GPM} \times \text{rise in temp.}}{6.83}$$



For U.S. and Canada field service, contact your professional installer or local Bradford White sales representative.

Sales 800-523-2931 • Fax 215-641-1670 / Technical Support 800-334-3393 • Fax 269-795-1089 • Warranty 800-531-2111 • Fax 269-795-1089

International: Telephone 215-641-9400 • Telefax 215-641-9750 / www.bradfordwhite.com

BRADFORD WHITE-CANADA INC. Sales / Technical Support 866-690-0961 / 905-238-0100 • Fax 905-238-0105 / www.bradfordwhite.com

Built to be the Best™

©2016, Bradford White Corporation. All rights reserved.