

FEATURES & SPECIFICATIONS

INTENDED USE

Provides task or accent lighting in commercial, retail, hospitality and residential applications. Ideal for use under and over cabinets, display cases, task lighting, office lighting, coves and utility/work areas.

CONSTRUCTION

Low profile design, with on/off rocker switch. Can be direct wired or powered by 5' cord-and-plug (not included). Connect up to 354 watts of fixtures with 13" connector cord or 1-7/8" end row connector (Included).

Rugged low profile aluminum housing, available in either white finish. Swivel head allows light to be directed to desired area.

ELECTRICAL

Long-life LEDs, coupled with a high-efficiency driver, provide extended service life. Fixture is rated to deliver L70 performance at 50,000 hours and operates at 120 volts, 60Hz. Minimum starting temp -20F. Can direct-wire through rear access plate/knockout by utilizing the included Romex connector or by utilizing the optional UCD JB Junction/Splice box (sold separately).

Works with most standard incandescent dimmers (see list of approved dimmers).

INSTALLATION

All mounting hardware included.

LISTINGS

UL listed to US and Canadian safety standards. ENERGY STAR® certified product (for 3000K and 4000K only) and Title 24 qualified. Listed for damp locations.

WARRANTY

5-year limited warranty. Complete warranty terms located at

www.acuitybrands.com/CustomerResources/Terms_and_conditions.aspx

NOTE: Actual performance may differ as a result of end-user environment and application.

All values are design or typical values, measured under laboratory conditions at 25 °C.

Specifications subject to change without notice.

SPECIFICATIONS	12"	18"	24"
Lumens (3000K):	413	585	740
Watts (3000K):	7.3	9.7	12.5
Lumens per watt:	57	60	59
Length:	12.12 (30.8)	18.06 (45.9)	24.12 (61.3)
Width:	3.63 (9.2)	3.63 (9.2)	3.63 (9.2)
Height:	1 (2.54)	1 (2.54)	1 (2.54)
Weight:	.95 (.43)	1.2 (.54)	1.45 (.66)

All dimensions are inches (millimeters) unless otherwise indicated. Weights are pounds (kilograms).

Indoor General Purpose

UCLD LED Linkable Cabinet Light

Linkable



ORDERING INFORMATION

For shortest lead times, configure products using **bolded options**.

Example: UCLD 12IN 30K 90CRI SWR WH

Series	Length	Color temperature	CRI	Options	Finish
UCLD Premium LED Under-cabinet	12IN 1' Nominal 18IN 1.5' Nominal 24IN 2' Nominal	30K 3000K	90CRI >90	SWR On/off Rocker Switch	WH White

Accessories: Order as separate catalog number.

UC SFT POWERCORD WH	White 5' cord and plug
UC SFT POWERCORD BL	Black 5' cord and plug
UCD JB	White Junction/Splice box - allows for quick and easy direct wiring
UCD JB BL	Black Junction/Splice box - allows for quick and easy direct wiring
UC ERC	White 1-7/8" row connector for end-to-end connections (1 included with each WH fixture)
UC ERC24	White 24" connector cord for longer length connections between fixtures or splice box (required for splice box to first fixture)
UC ERC24 BL	Black 24" connector cord for longer length connections between fixtures or splice box (required for splice box to first fixture)
UC PIR M12	On/Off Motion Sensor

LED

lighting facts®

A Program of the U.S. DOE

Lithonia Lighting

Light Output (Lumens)	413
Watts	7.29
Lumens per Watt (Efficacy)	56.69

Color Accuracy	94
Color Rendering Index (CRI)	

Light Color

Correlated Color Temperature (CCT)

3000 (Bright White)

Warm White

Bright White

Daylight

2700K

3000K

4500K

6500K

All results are according to IESNA LM-79-2008: Approved Method for the Electrical and Photometric Testing of Solid-State Lighting. The U.S. Department of Energy (DOE) verifies product test data and results.

Visit www.lightingfacts.com for the Label Reference Guide.

Registration Number: NJSM-VJSRU4 (2/24/2016)
Model Number: UCLD 12IN 30K 90CRI
Type: Luminaire - Directional

LED

lighting facts®

A Program of the U.S. DOE

Lithonia Lighting

Light Output (Lumens)	584
Watts	9.74
Lumens per Watt (Efficacy)	60.04

Color Accuracy	94
Color Rendering Index (CRI)	

Light Color

Correlated Color Temperature (CCT)

3000 (Bright White)

Warm White

Bright White

Daylight

2700K

3000K

4500K

6500K

All results are according to IESNA LM-79-2008: Approved Method for the Electrical and Photometric Testing of Solid-State Lighting. The U.S. Department of Energy (DOE) verifies product test data and results.

Visit www.lightingfacts.com for the Label Reference Guide.

Registration Number: NJSM-K4Z7L8 (2/24/2016)
Model Number: UCLD 18IN 30K 90CRI
Type: Luminaire - Directional

LED

lighting facts®

A Program of the U.S. DOE

Lithonia Lighting

Light Output (Lumens)	740
Watts	12.56
Lumens per Watt (Efficacy)	58.92

Color Accuracy	94
Color Rendering Index (CRI)	

Light Color

Correlated Color Temperature (CCT)

3000 (Bright White)

Warm White

Bright White

Daylight

2700K

3000K

4500K

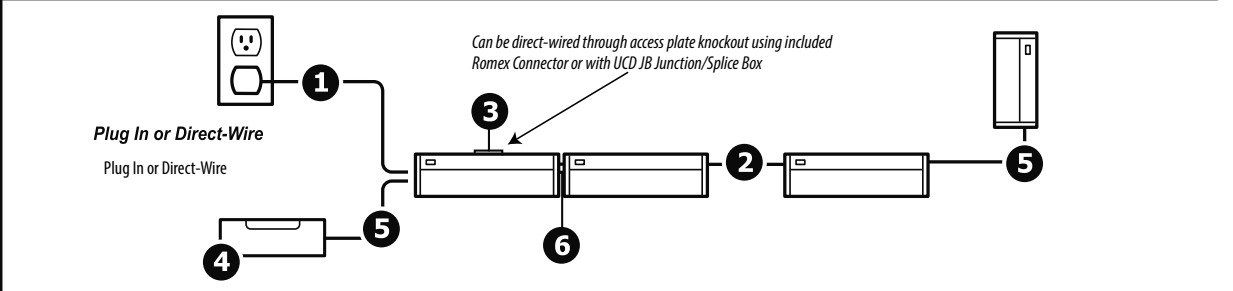
6500K

All results are according to IESNA LM-79-2008: Approved Method for the Electrical and Photometric Testing of Solid-State Lighting. The U.S. Department of Energy (DOE) verifies product test data and results.


Visit www.lightingfacts.com for the Label Reference Guide.

Registration Number: NJSM-QDWCI4 (2/24/2016)
Model Number: UCLD 24IN 30K 90CRI
Type: Luminaire - Directional


Installation




Included




13" Connector Cord



Romex® Connector
(accepts MC Cable up to 5/8")




Mounting Screws




Model # UC ERCBL
Row Connector
(fixture to fixture - 7/8" spacing)


Accessories
sold separately



Model # UC5FT POWERCORD WH
UC5FT POWERCORD BL
5' Cord/Plug



Model # UCD JB
UCD JB BL
Junction/Splice Box
(for direct-wiring to first fixture with included 13" Connector cord or optional 24" Connector cord) *all ci codes*



Model # UC ERC24
UC ERC24 BL
24" Connector Cord
(splice box to fixture or fixture to fixture)
(splice box to first fixture or for extended lengths between fixtures) *all ci codes*

COMPATIBLE DIMMERS	
The UCLD is designed to operate with most standard Triac Based dimmers and is not compatible with 0-10v dimming systems. The following is a list of dimmers tested and does not imply any guarantee or warranty of compatibility with a particular application. Unlisted dimmers do not imply non-compatibility.	
Manufacturer	Part number(s)
Lutron	DVELV-300P
	300P SELV
	NTELV-300P
Pass & Seymour	HCL453PTCCCV6
SensorSwitch	nSP5 PCD 2W
	nSP5 PCDELV 120