

NEW!
12 inch
SIZE


Steel Fan/Fixture Pan Box

with Adjustable Steel Bracket for Wood Joists • Retrofit Work



Our UL/CSA LISTED heavy duty **Steel Fan/Fixture Boxes**, with fully adjustable mounting brackets, install securely between existing wood I-beams or rafters.


And now there's a NEW SIZE for beams or rafters set 12 to 16 INCHES ON CENTER.



The new **FBR540712R** complements our FBR5407R pan box which fits I-beams or rafters set 16 to 24 inches on center.

- One-piece. No parts to lose. Bracket installation and adjustment screws ship captive.
- Convenient!
Fits 1/2 or 5/8 inch drywall ceilings. 8.0 cu inch box is 'positionable' anywhere along the bracket for centering of fan or fixture.
- Easy mounting in retrofit work
- UL/CSA Listed
UL rated 35 lb fan, 50 lb fixture
CSA rated 50 lb fan or fixture


Patented. Other patents pending




Cut a 4-3/8" diameter hole. Remove pan box from sled. Insert mounting bracket into hole, positioning it between the joists with 'feet' resting on the ceiling.



Loosen sled screws. Slide to along bracket to access the hex bar. **There is no need to remove the sled.



Use a wrench to tighten hex bar, embedding the points and securing the brackets between the joists.



Center box in hole. Tighten sled to hex. Pull cable through NM cable connector and remount box to the bracket. Attach fan/fixture bracket to box using the supplied screws.

Catalog Number	UPC/DEI/NAED Mfg. #018997	Description Fan/Fixture Box	Unit/Std Pkg
FBR540712R	72247	Adjustable steel bracket, for 12 - 16" on center spacing	1 10
FBR5407R	72248	Adjustable steel bracket, 16 - 24" on center spacing	1 10

Includes 8.0 cu. in. steel pan box with adjustable bracket, box adjustment screws, installed NM cable connector and captive bracket installation screws.

0216/15M © 2016 Arlington Industries, Inc.

Arlington



1 Stauffer Industrial Park
Scranton, PA 18517
800/233.4717
Fax 570/562.0646
www.aifittings.com