

Fig. 259

Pipe Saddle Support with U-Bolt

Size Range: 4" through 36" pipe

Material: Cast iron stanchion saddle with steel yoke and nuts. 14" through 36" carbon steel saddle with steel yoke. 4" through 12" steel saddle available on special request.

Finish: ☐ Plain or ☐ Zinc Plated (Hot-Dip Galvanized optional)

Service: Stanchion type support with additional stability provided by U-bolt attachment to pipe.

Approvals: Complies with Federal Specification A-A-1192A (Type 37), ANSI/MSS SP-69 and MSS SP-58 (Type 37).

Installation: Same as pipe saddle support Fig. 258, except that yoke is attached to saddle after pipe is in place.

Features: U-bolt yoke provides stability.

Ordering: Specify pipe size to be supported, figure number, name, material and finish.

Order Separately: Figure 63P Square Cut End Stanchion. Specify "H" and pipe size to be supported by Figure 259.

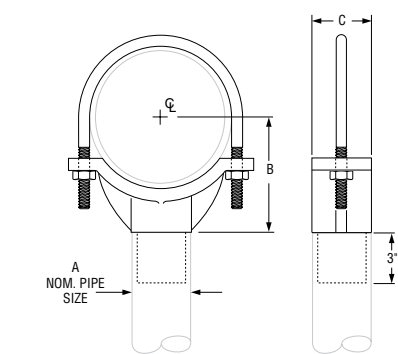


Fig. 259 Cast Iron

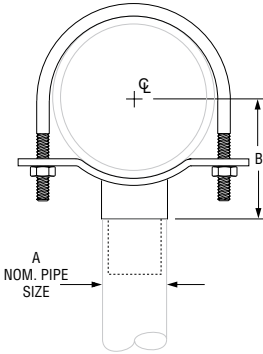


Fig. 259 Fabricated Steel

FIG. 259: DIMENSIONS (IN) • WEIGHTS (LBS)					
Pipe Size	Weight	A	B	Width C	Max Load
4	10.8	3	4 ³ / ₁₆	3 ⁵ / ₈	3,800
5	12.1		4 ¹³ / ₁₆		
6	12.7		5 ⁷ / ₁₆		
8	21.3		6 ¹⁵ / ₁₆		
10	25.7		8 ⁷ / ₁₆		
12	31.2		9 ¹⁵ / ₁₆		
14	28.0	4	10 ¹ / ₂	5,300	5,300
16	31.0		11 ¹ / ₂		
18	40.0		13 ¹ / ₂	6,700	6,700
20	43.0		14 ¹ / ₂		
22	46.0		15 ¹ / ₂	7,300	7,300
24	52.0		17 ¹ / ₂		
26	55.0		18 ¹ / ₂		
30	69.0		20 ⁵ / ₈		
32	73.0		21 ⁵ / ₈		
36	81.0		23 ⁵ / ₈		

* Standard Wall Pipe
The above load ratings are applicable to the saddle only and are not applicable to the stanchion or other means used to support the saddle.



Fig. 259 Cast Iron



Fig. 259 Fabricated Steel

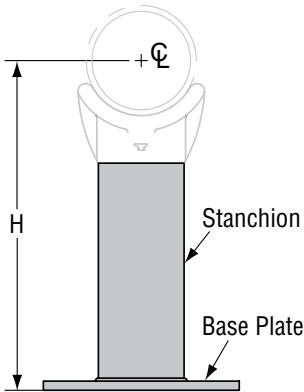


Fig. 63, Type P

Square Cut End for use with Figure 258 or 259 Pipe Saddle Support

PROJECT INFORMATION		APPROVAL STAMP
Project:		<input type="checkbox"/> Approved
Address:		<input type="checkbox"/> Approved as noted
Contractor:		<input type="checkbox"/> Not approved
Engineer:		Remarks:
Submittal Date:		
Notes 1:		
Notes 2:		