

FEATURES & SPECIFICATIONS

INTENDED USE — LBL LED wraparound provides a digital lighting platform to deliver general ambient lighting for surface-mount applications. The LED system delivers long life and excellent color to ensure a quality, low-maintenance lighting installation. Ideal for closets, storage rooms, hallways, stairwells and offices.

CONSTRUCTION — Metal parts are die formed from code-gauge steel. Prismatic diffuser is 100% acrylic with sonically welded luminous ends. Continuous side flanges on fixture body provide light trap and continuous diffuser support to prevent accidental opening and simplify maintenance.

Finish: Five-stage iron phosphate pretreatment assures superior paint adhesion and rust resistance.

Painted parts finished with high-gloss, high-reflectivity baked white polyester enamel (low VOC).

OPTICS — Curved prismatic diffuser with linear side prisms and highly transmissive overlay minimizes lamp image and provides high-angle brightness control. Luminous end plates soften appearance for improved aesthetics.

ELECTRICAL — Long-life LEDs, coupled with high-efficiency drivers, provide superior quantity and quality of illumination for extended service life. 90% LED lumen maintenance at 60,000 hours (L90/60,000). The LEDs have a CRI of 82.

eldoLED driver options deliver choice of dimming range and choices for control, while assuring flicker-free, low-current inrush, 89% efficiency and low EMI.

Step-level dimming option allows system to be switched to 50% power for compliance with common energy codes while maintaining fixture appearance.

CONTROLS — Pair the LBL with the fixture mount Sensor Switch LSXR sensor for additional energy savings when the space is unoccupied. The LSXRHL sensor dims the fixture down to a low-level setting when there is no occupancy. This option is ideal for stairwells, back rooms, and closets due to the low occupancy level in those spaces.

Optional nLight® embedded controls continuously monitor system performance, allow for constant lumen management / compensation function, facilitate simple “plug-and-play” network and controls upgrading via Cat-5 cable. Ballast disconnect provided where required to comply with US and Canadian codes.

LISTINGS — CSA certified to meet U.S. and Canadian standards.

DesignLights Consortium® (DLC) qualified product. Not all versions of this product may be DLC qualified. Please check the DLC Qualified Products List at www.designlights.org/QPL to confirm which versions are qualified.

Damp listed.

WARRANTY — 5-year limited warranty. Complete warranty terms located at www.acuitybrands.com/CustomerResources/Terms_and_conditions.aspx

Note: Actual performance may differ as a result of end-user environment and application.

All values are design or typical values, measured under laboratory conditions at 25 °C.

Specifications subject to change without notice.

Catalog Number
Notes
Type

Low-Profile Curved-Basket LED Wraparound

LBL4

4' LENGTH, NARROW HOUSING

LED



eldoLED®  

Stock version through Contractor Select Offering
LBL4 LP835
LBL4 LP840

ORDERING INFORMATION

Lead times will vary depending on options selected. Consult with your sales representative.

Example: LBL4 40L EZ1 LP840

LBL4													
Series		Lumens ¹		Voltage		Driver		Color temperature		Control		Options	Finish
LBL4 4' wrap LED	30L	3000 lumens	(blank)	MVOLT (120-277)	EZ1	eldoLED dims to 1%, 0-10V		LP830	3000 K	(blank)	No controls	EL7L LED Emergency battery pack (nominal 700 lumens) ⁵	(blank) White
	40L	4000 lumens	347	347V ²	SLD	Step-level dimming ³		LP835	3500 K	N80	nLight with 80% (L80) lumen management		
	48L	4800 lumens						LP840	4000 K	N80EMG	nLight with 80% (L80) lumen management for use with generator supply EM power	EL14L LED Emergency battery pack (nominal 1400 lumens) ⁵	
	60L	6000 lumens			EOHN	eldoLED non-dimming, on/off ³		LP850	5000 K	N100	nLight without lumen management		
	72L	7200 lumens								N100EMG	nLight without lumen management for use with generator supply EM power		
										LSXRHL	Sensor Switch® fixture mount sensor with High/Low occupancy operation ⁴		
										LSXR10	Sensor Switch® fixture mount sensor with On/Off occupancy operation		

Notes

- 1 Approximate lumen output.
- 2 Not available with EL7L, EL14L, or SLD driver.
- 3 Not available with control options.
- 4 Dims to approximately 10% light output when unoccupied. See sensor details on next page.
- 5 Not available with 72L option.

LBL4 LED Wraparound

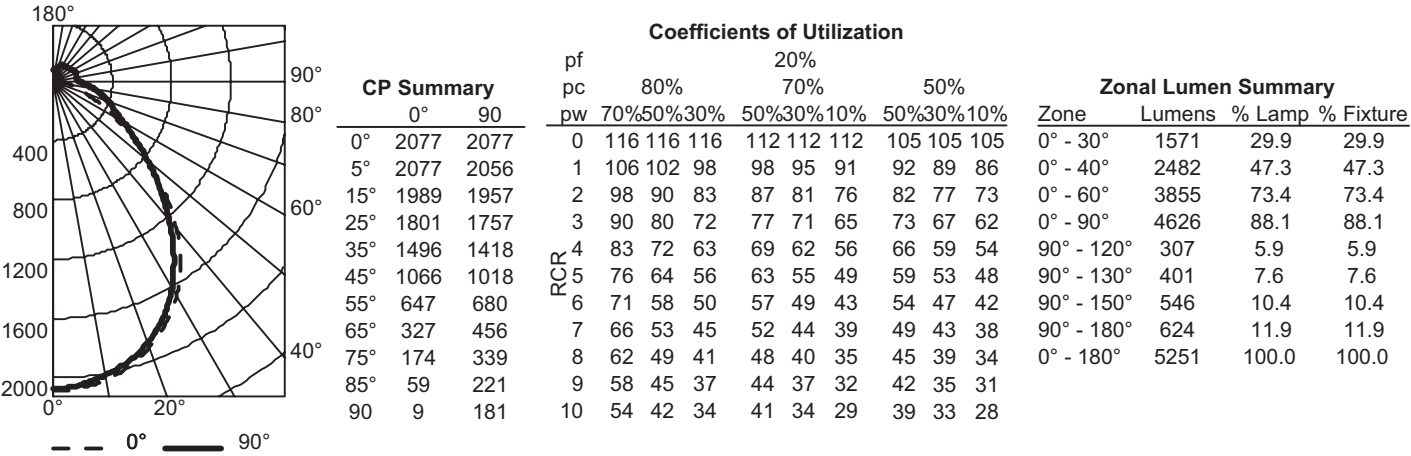
Performance Data				
Lumen	Package	Lumens	Input Watts	LPW
30L	LP830	3,018.1	27	111.8
30L	LP835	3,080.6	27	114.1
30L	LP840	3,105.4	27	115.0
30L	LP850	3,144.9	27	116.5
40L	LP830	4,471.2	41	109.1
40L	LP835	4,563.8	41	111.3
40L	LP840	4,600.4	41	112.2
40L	LP850	4,659.0	41	113.6
48L	LP830	5,103.2	48	106.3
48L	LP835	5,208.9	48	108.5
48L	LP840	5,250.7	48	109.4
48L	LP850	5,317.6	48	110.8
60L	LP830	6,187.3	55	112.5
60L	LP835	6,315.4	55	114.8
60L	LP840	6,366.1	55	115.7
60L	LP850	6,447.2	55	117.2
72L	LP830	7,223.3	70	103.2
72L	LP835	7,372.9	70	105.3
72L	LP840	7,432.1	70	106.2
72L	LP850	7,526.7	70	107.5



Sensor Switch LSXRHL Sensor	
Lens type:	10 - Low Mount 360° coverage
Dimming:	HL - High/Low Occupancy operation
Min Dim Level:	3V - approximately 10% light output when unoccupied
Time Delay:	5M - 5 minutes

PHOTOMETRICS

LBL4 48L EZ1 LP840, 5250.7 delivered lumens, test no. LTL27386P14, tested in accordance to IESNA LM-79.



LBL4 LED Wraparound

MOUNTING DATA

Suspension Kit Ceiling Types: F1 for use with most T-bar and screw slot grid ceiling applications. Designed for on-grid and off-grid installations.

F2 for use with recessed or surface-mount horizontal J-box applications.

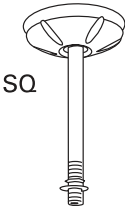

For unit or row installation; surface or suspend mounting.

Individual installation — One double-stem or two single-stem hangers required.

For aircraft cable, one STACG_, STACGF_, or STACGE_ required for each suspension point.

Note: 2' configurations with emergency option cannot be stem mounted.

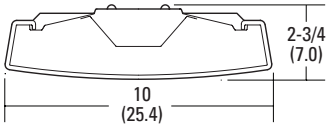
See ACCESSORIES below for hanging devices.



DIMENSIONS

All dimensions are inches (centimeters) unless otherwise noted.

Specifications	
Length:	48 (122.0)
Width:	10 (25.4)
Depth:	2-3/4 (7.0)



All dimensions are inches (centimeters) unless otherwise indicated.