



Municipal Water Market Products

*Oldcastle Enclosure Solutions delivers
lasting performance in the field, protecting,
concealing, and accessing critical infrastructure
to keep your community running strong.*

SELECTING THE RIGHT ENCLOSURE FOR THE RIGHT APPLICATION



To help you pick the right Enclosure for the application, there are a few basics you should define first:

Know Your Required Performance Level

Enclosures must withstand the loads *reasonable to expect* based on the installation location. Our bodies and lids are rated for performance to help you match Oldcastle brands with your project application.

Choose Your Size

Understanding the Enclosure's contents will help narrow your selection to only the most relevant options. Oldcastle products are available in a wide variety of size and shape configurations to accommodate any system component.

Select a Lid Style and Marking

The desired functionality and accessibility will determine the lid's material, marking, color, AMR capabilities and locking option. Oldcastle offers lids in every imaginable combination of style and options, so you're sure to find the right fit!

Choose Accessories and Hardware

Additional hardware, extensions, and other accessories may be necessary to achieve the desired result. Oldcastle stocks a range of optional items to meet your exact specifications.

Carson® TrussT meter boxes are value-engineered to achieve top-down strength for lasting access to water systems. Sidewalls feature “truss” reinforcements to withstand passing pressure from push-mowers, domestic riding mowers, and other do-it-yourself equipment.

Carson products are made of structural foam high-density polyethylene with UV inhibitors to provide a lifetime of consistent performance in a variety of weather conditions.

Round boxes feature our Twist-Lock Lid to resist mower suction, which helps preserve the lid and prevent costly damage to mower blades.



Common Sizes & Styles



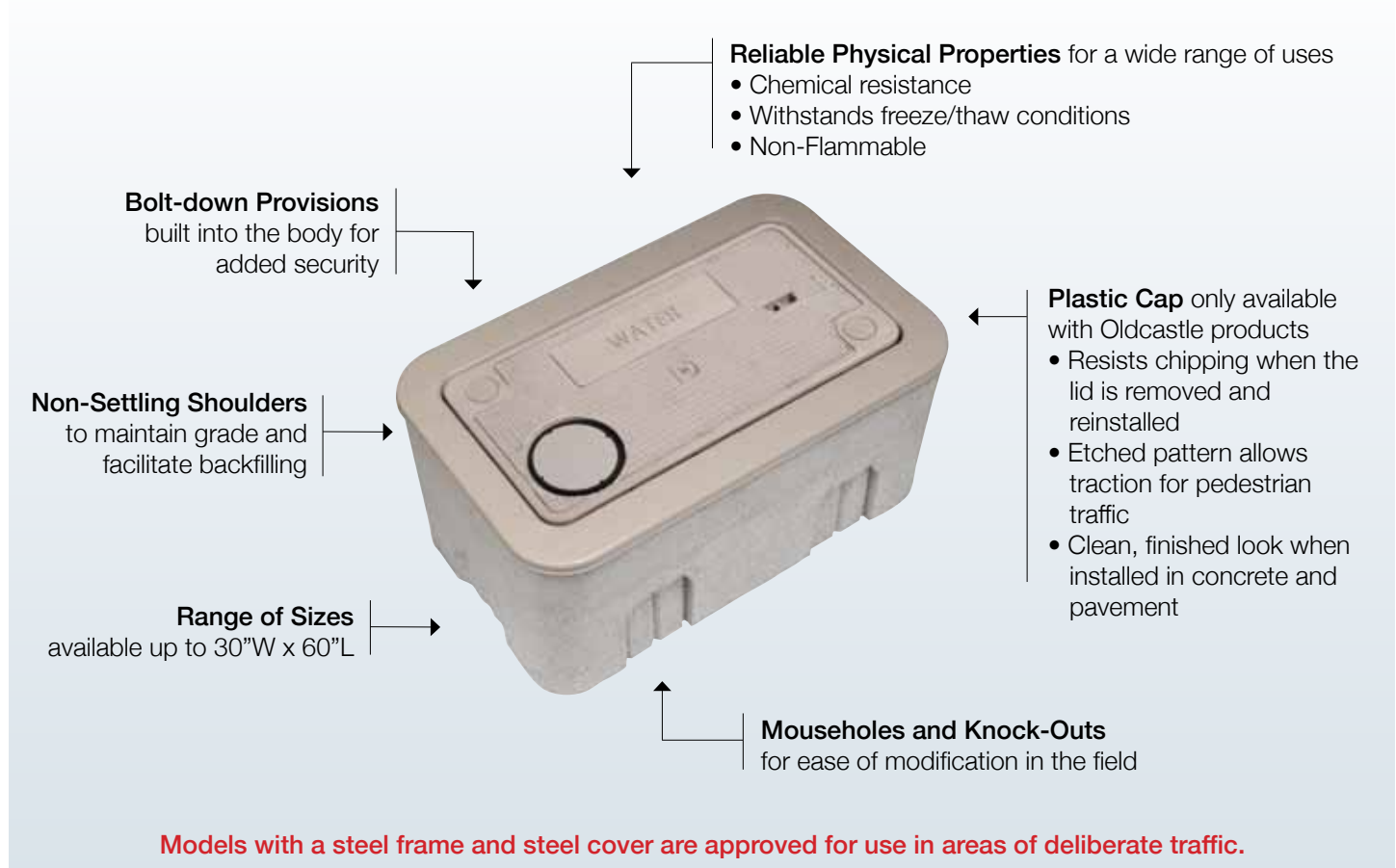
Truss-T Models: 0708, 0011, 1015, 0012



Spec Grade Models: 0809, 0910, 1419, 1220, 1520, 1324, 1730

Our Christy® concrete products provide reliable, cost-effective solutions to protect underground components. Concrete is suitable for a range of uses due to its proven compressive strength and durability. Heavy lids are unaffected by commercial mower suction, and the rolled Plastic Cap edge helps prevent blade strikes. Concrete lids also resist puncture damage from commercial aerators. The large throat diameter permits quick, easy valve adjustments. The Christy brand is spec-approved for a number of municipalities and cities throughout the United States.

With a galvanized steel cover and steel frame, these concrete boxes are suited for deliberate roadway traffic. Unique locking grade rings assure permanence and quality of surface grades when streets are re-paved. Careful engineering reduces the danger of lid “pop-out” in high traffic areas; bolt down is recommended.



Common Categories



Curb Valve Boxes



Meter Boxes

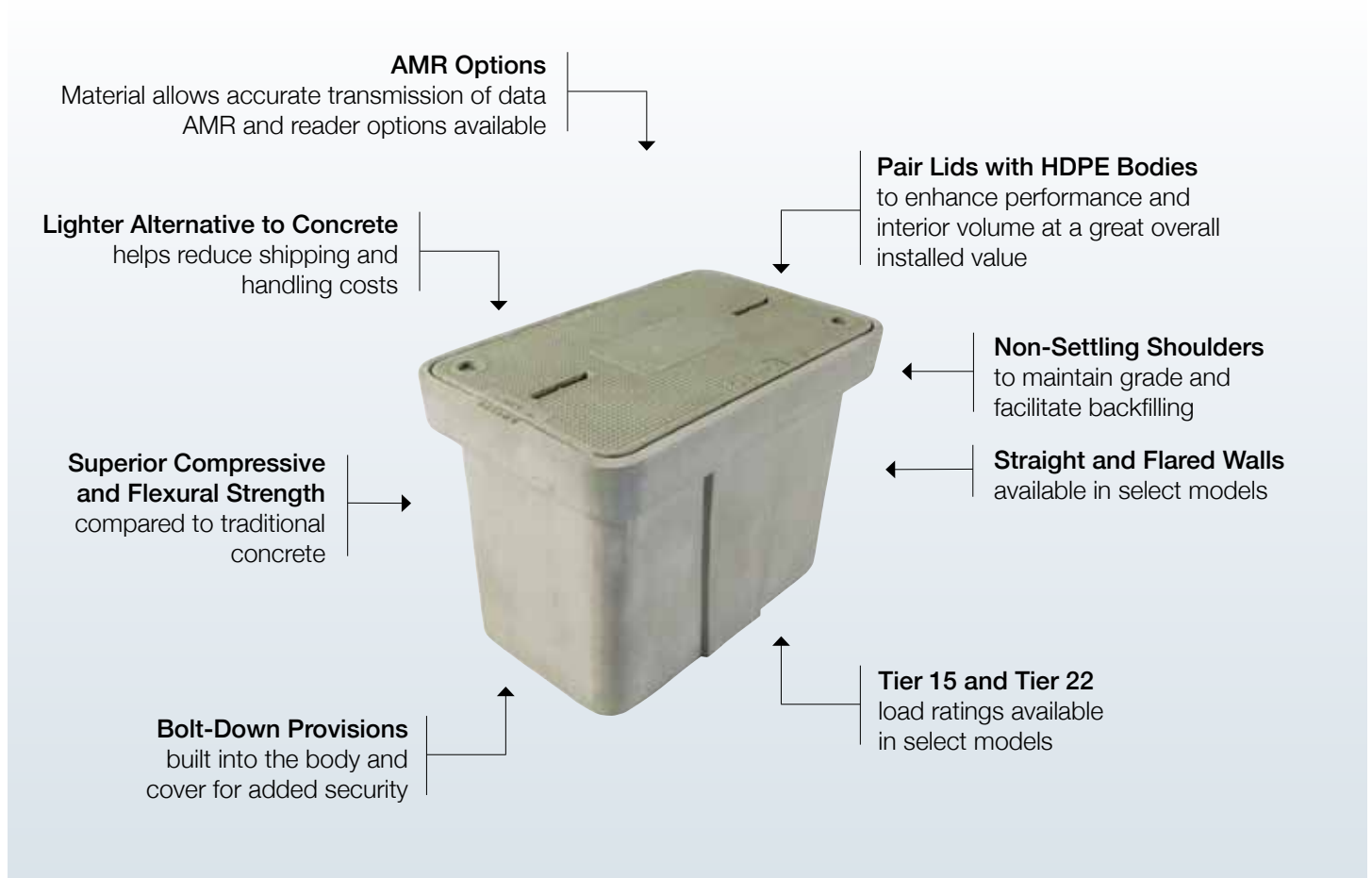


Traffic Rated Curb Valve Boxes & Meter Boxes

H-Series™ polymer concrete is an increasingly popular alternative to traditional concrete for utility infrastructure. Polymer concrete is produced with a precise mix of aggregate and resin, reinforced by a fiberglass cloth. The resulting boxes are lighter weight than similar-sized concrete boxes, yet offer greater performance strength with improved chip resistance.

These characteristics allow H-Series products to withstand incidental traffic from light and medium-duty trucks*, while also tolerating shipping and handling stress.

* Select H-Series models meet ANSI/SCTE 77 standards for Tier 15 and Tier 22 load ratings.



Common Sizes



1118



1324



1730



2436

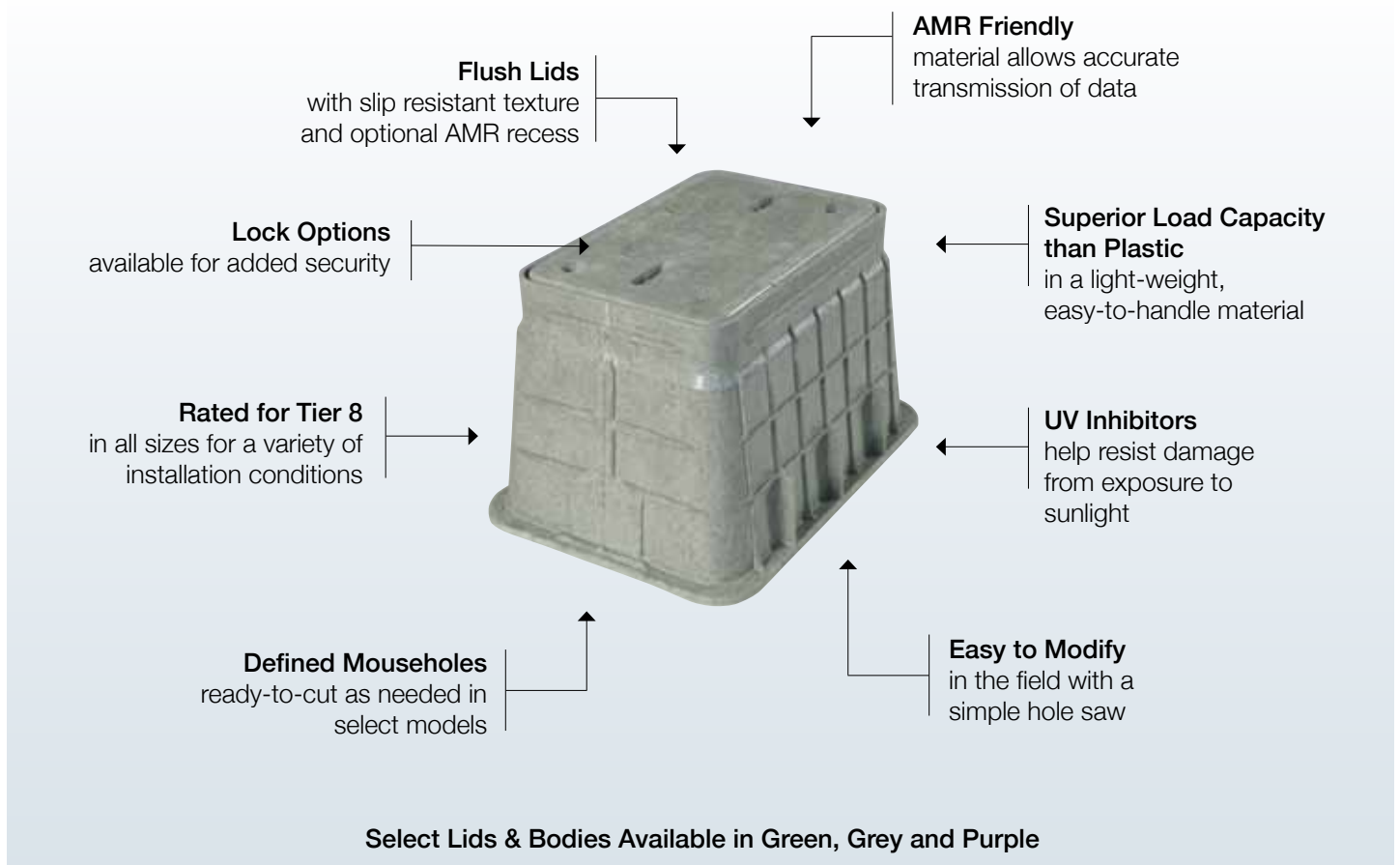


3048

Fibrelyte™ meter boxes are engineered for a greater strength-to-weight ratio than plastic products. Ideal for turf and walkway applications, Fibrelyte Enclosures are capable of withstanding incidental traffic from vehicles, such as light trucks.*

Fibrelyte boxes achieve greater load capacity than similar plastic sizes. Plus, the durable composite material of intertwined glass fibers maintains comparable weight as similar plastic sizes. This allows installers to utilize the same resources for handling and cutting Fibrelyte boxes as needed for plastic boxes.

* All Fiberlyte models meet ANSI/SCTE 77 standards for Tier 8 load ratings.



Common Sizes



FL08



FL09



FL12



FL30




FL36

Our Synertech™ products solve key concerns for both specifiers and installers with a unique combination of two durable composite materials.

Our patented Duo-Mold production process bonds a high-density polymer concrete lid collar with glass fiber composite walls, forming a one-piece Synertech body. Paired with a Synertech high-density polymer concrete lid, select units are suitable for incidental traffic from light and heavy trucks.* Ideal for use in spaces maintained with tractor mowers and utility vehicles.

Specifiers can meet expected load rating requirements, while installers can more easily handle and modify Synertech units compared to similar concrete and polymer concrete units. The composite sidewalls allow minimal weight for ease of shipping and handling.

* Select Synertech models meet ANSI/SCTE 77 standards for Tier 15 or Tier 22 load ratings.



One-Piece Construction
The resins in the SMC sidewalls and High-Density Polymer Concrete collar crosslink during the curing process, creating a strong, monolithic body

AMR Friendly
material allows accurate transmission of data

Flush Lids
in a variety of markings

Lock Options
available for added security

Light-weight Alternative to Polymer Concrete
to reduce shipping and handling costs

Rated for Tier 15 or Tier 22
in select sizes for a range of installation conditions

Available with Mouseholes
to accommodate specific installation needs

Easy to Modify
in the field with a simple hole saw

Compliant with NIOSH lifting requirements in sizes 1730 and smaller

Common Sizes



1118



1324



1730



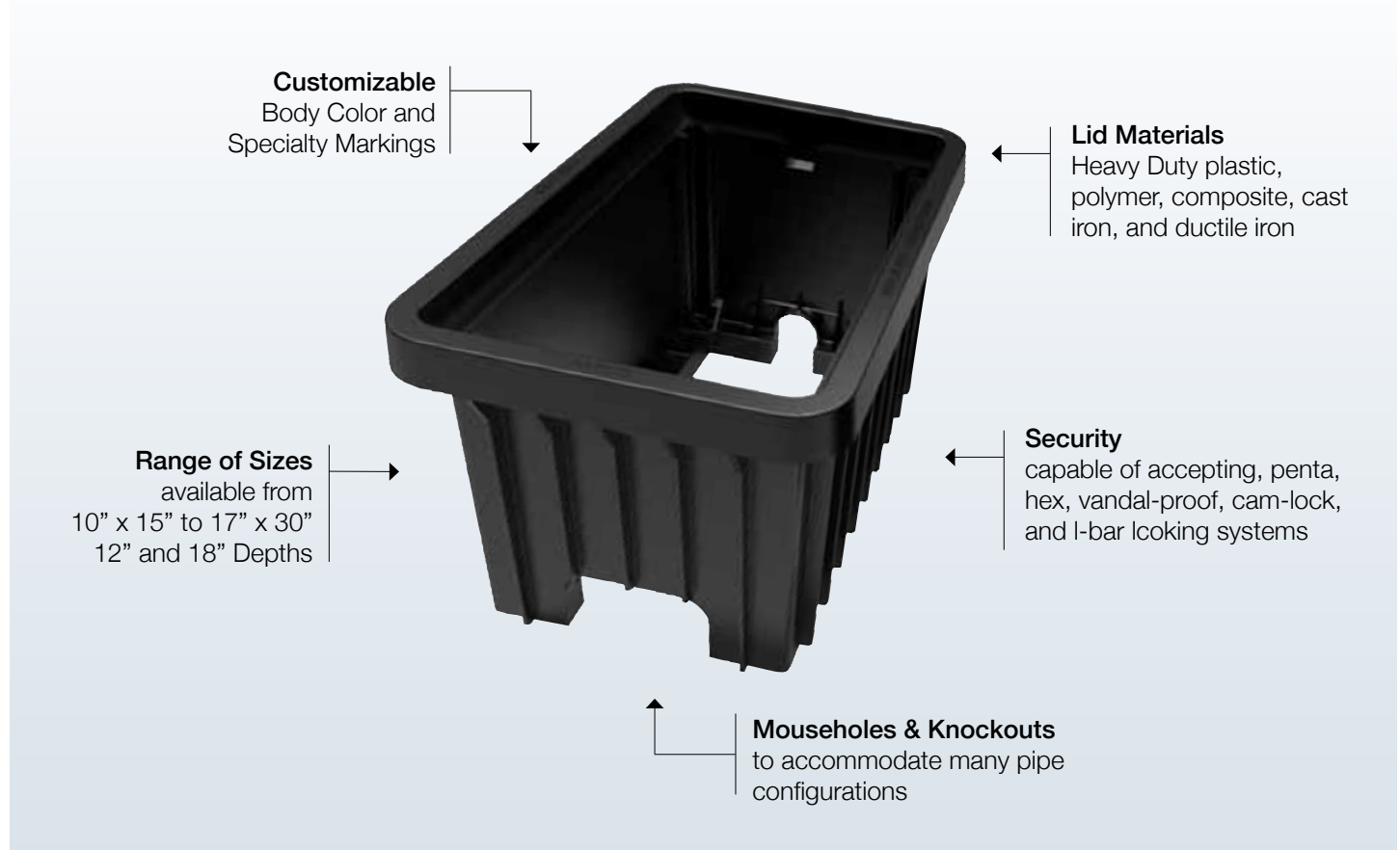
2436



3048

Carson Heavywall meter boxes are a lightweight alternative to concrete. Made using our Structural Foam molding process and designed to exceed 20,000 lb vertical load (20K); these boxes also providing the Best in Class lateral load rating of any plastic box on the market today. Extra wide shoulders beneath the lid seat as well as increased footer on the bottom provide the largest amount of anti-settling surface area of any meter box on the market today.

Our BC style has a flared wall, while our BCF design includes straight walls and a paving flange. These boxes are available in a variety of sizes and heights and are engineered to accept all types of covers: including Iron, Plastic, Composite, Steel, Polymer Concrete, and Heavy duty Plastic.



Common Sizes and Styles



BCF: 1015, 1118, 1416, 1324, 1527, 1730



BC: 1015, 1118, 1324, 1416, 1730



Oval: 10"x15" and 10"x20"

Carson Heavywall meter pits offer high strength and durability. These pits feature an easily modifiable and lightweight wall structure with a patented white interior. Available in diameters from 15" to 36" with a wide range of depths, the product is ideal for cold weather applications. A bottom anti-settling flange prevents sinking in soft soil conditions.

Wall orientations include straight, flared, and tapered. Our line of Bullet boxes provide extra interior room ideal for dual meter, backflow, and larger meter applications.

A complete line of extensions—in both flat and grade levelling orientations—and accessories, such as Thermo-pak to prevent freezing, make the Carson Heavywall meter pit an ideal solution for many municipalities.



Common Sizes and Styles




Round: 15" to 36" Diameter




Bullet: 18" and 20" Diameter Opening

LOAD RATING INFORMATION

LIGHT DUTY Pedestrian only	Class Vehicle	GVW (lb)	Max Wheel Load (lb)	Design Load	Test Load	Specification	Load Category
	Pedestrian	-	-	300 lb/ft	-	ASTM C 857	A-0.3
	Pedestrian	-	-	-	3000 lbf	ANSI/SCTE 77	Light Duty, Pedestrian
	Pedestrian	-	-	850 lb	2200 lb	Telcordia GR-902	Greenway
	Passenger Vehicle	6000	2400	2000lbf	4340 lbf	WUC, Guide 3.6	Ped.Greenway


Light duty product brands.



MEDIUM DUTY Non-Deliberate Traffic	Class Vehicle	GVW (lb)	Max Wheel Load (lb)	Design Load	Test Load	Specification	Load Category
	Light Duty Truck up to Class 3	1400	5600	5000	7500	ANSI/SCTE 77	Tier 5
				8000	12000	Telcordia GR-902	Tier 8
				3900	10400		Pedestrian/Light Duty Incidental
	Medium Duty Truck up to Class 5	19500	7800	7800	20800	Telcordia GR-902	Non-Continuous Traffic
				8000	17360	ASTM C 857	A-8
				8000	17360	WUC, Guide 3.6	Non-Continuous Traffic
	Medium Duty Truck up to Class 7	33000	13200	15000	22500	ANSI/SCTE 77	Tier 15


Medium duty product brands.



HEAVY DUTY Non-Deliberate Traffic	Class Vehicle	GVW (lb)	Max Wheel Load (lb)	Design Load	Test Load	Specification	Load Category
	Heavy Duty Truck up to Class 8	40000	16000	16000	34720	ASTM C 857	A-16
				22500	33750	ANSI/SCTE 77	Tier 22
				16000	16000	WUC, Guide 3.6	In shoulder or parking area outside traffic lane

Heavy duty product brands.



TRAFFIC RATED Continuous Roadway Traffic	Class Vehicle	GVW (lb)	Max Wheel Load (lb)	Design Load	Test Load	Specification	Load Category
	Vehicles up to Class 8	40000	16000	16000	34720	ASTM C 857	A-16

Traffic rated product brand.



Units must include a steel frame and steel cover.

Load Ratings are Determined by the lowest component rating

The Rural Utility Service (RUS) is a department of the US Department of Agriculture organized to facilitate rural developments. You will find Oldcastle Enclosure Solutions brand Enclosures listed by the RUS. Please reference brand specific product data sheets for additional clarifications. All Oldcastle Enclosure Solutions brand Enclosures conform to the RUS "Tamper Resistant" fastener design for buried pedestals found listed by code and group.

The "Test Load" term is used in ANSI/SCTE 77-2010 to designate the minimum load that an Enclosure must be able to sustain to qualify for a particular performance rating. The term is synonymous with (minimum) Failure Load. It should be noted that within the ANSI/SCTE 77-2010 specification, the "Test Load" is 1.5 x the Design Load. Some specification and Operating Companies select a higher multiple or Safety Factor for Proof of Design Load.



Oldcastle® Materials Oldcastle BuildingEnvelope™ Oldcastle® Distribution Oldcastle® Building Products

For more information on other Oldcastle products call (888) 965-3227 or visit Oldcastle.com



For more information on Enclosures or a distributor near you call (800) 735-5566



Oldcastle Enclosure Solutions manufactures the world's leading brands of grade-level utility access boxes for the Electrical, Communications, Water, and Irrigation markets. Our products deliver lasting performance in the field, protecting and concealing critical infrastructure to keep your community running strong.

oldcastleprecast.com/enclosuresolutions

