

# E-56 Piston Type Pressure Regulating Valve

## DESCRIPTION

The Cash Acme E-56 Pressure Reducing and Regulating Valve automatically reduces a high inlet pressure to a lower delivery pressure and maintains the lower pressure within acceptable limits.

The Cash Acme E-56 is designed for water, air, light oil, gases (except steam) and other fluids not corrosive to brass. The E-56 is ideally suited for large commercial and industrial water or air service installations.

The **Cash Acme E-56** has no diaphragm — the regulating device is a spring opposed balanced piston. These regulators are exceptionally simple in construction and have very few internal parts. The balanced piston allows extreme fluctuations in inlet pressures to act uniformly on the piston, producing more sensitive operation while providing for closer regulation and quiet performance.

The **E-56** Regulator has an adjustment range of 15-125 psi depending on the adjusting spring installed. Refer to the Spring Range Table for various spring options.

## FEATURES AND BENEFITS

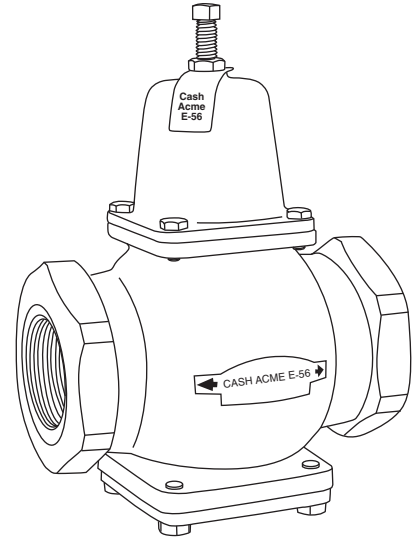
Large commercial and industrial water or air service installations:  
*Exceptional high capacity for all services.*

Balanced piston design:  
*Provides for closer regulation and quiet performance.*

Every valve is tested for performance prior to shipping:  
*Specify and install with confidence!*

## SPECIFICATION

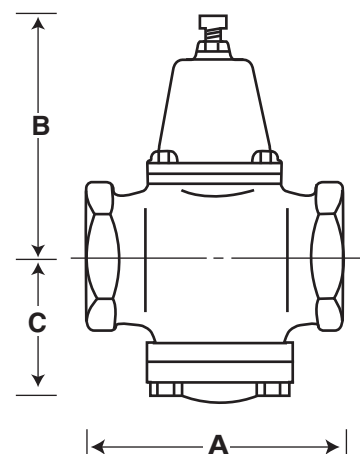
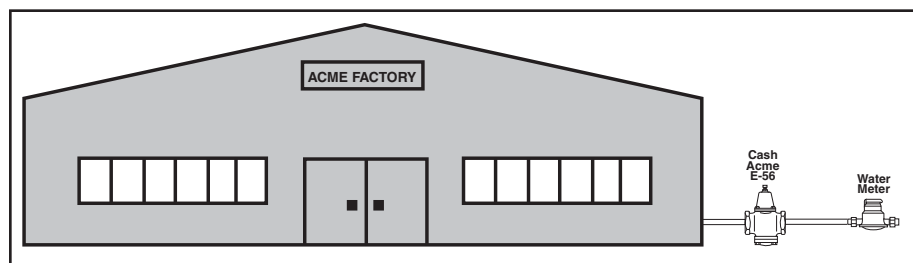
A pressure reducing valve shall be installed to deliver air or water at a controlled pressure. The valve shall be high capacity with a bronze body. The valve shall be a spring opposed, balanced piston type with a stainless steel seat ring. The valve shall be a **Cash Acme E-56**.



# E-56 Piston Type Pressure Regulating Valve

## TYPICAL INSTALLATION

The **Cash Acme E-56** regulators should be installed in the horizontal position with the spring chamber upright. For other installation requirements consult the factory. For ease of operation and maintenance, it is suggested that the manual shut-off valves be installed upstream and downstream from the valve.



## SPECIFICATION DATA

### Performance:

Outlet pressure range. . . . . 15–50 psi, 40-60 psi, 50-110 psi and 80-125 psi

\*Maximum temperature . . . . . 180°F

Maximum initial pressure . . . . . 400 psi (threaded), 225 psi (150 lb ANSI flanged)

Service . . . . . air, water, light oils and gases (except steam)

\*Valves for higher temperatures are available. Consult factory for details.

### Materials:

Body . . . . . Bronze

Spring Chamber . . . . . Bronze

Piston . . . . . Brass

Seat Ring . . . . . Stainless steel

Seat Disc . . . . . Buna-N

Adjusting Spring . . . . . Steel

Wiper Felt . . . . . Felt

O-Rings . . . . . Buna-N

Bottom Cap . . . . . Bronze

## CONNECTIONS

Threaded (NPT) . . . . . 2", 2-1/2" and 3"

150 lb MSS Flanges . . . . . 2", 2-1/2" and 3"

E-56 Spring Range

Valve Size	Spring Numbers and Ranges (in psi)			
	#6883	#7299	#5380	#8201
All Sizes	15-50	40-60	50-110	80-125

Dimensions	A	B	C
2" Threaded	7 1/2"	7"	3 1/2"
2-1/2" Threaded	7 1/2"	7"	3 1/2"
3" Threaded	9 1/4"	7"	3 1/2"
2" 150lb MSS Flanges	8 1/4"	7"	3 1/2"
2-1/2" 150lb MSS Flanges	8 1/4"	7"	3 1/2"
3" 150lb MSS Flanges	8 1/4"	7"	3 3/4"

Cash Acme E-56 Water Capacity (gpm)

Valve Size	P. VAR (psi)	Differential Pressure P-P <sub>1</sub> (psi)						
		10	25	50	75	100	150	200 Or More
2"	7	65	80	120	160	180	190	200
	10	90	120	160	180			
	15	135	160	180				
2-1/2"	7	80	100	165	240	280	290	300
	10	115	150	240	280			
	15	170	220	280				
3"	7	95	120	200	280	350	380	400
	10	140	180	280	350			
	15	200	265	350				

Cash Acme E-56 Air Capacity (scfm)

Valve Size	P. VAR (psi)	Differential Pressure P-P <sub>1</sub> (psi)						
		10	25	50	75	100	150	200 Or More
2"	5	349	542	914	1219	1372	1963	2288
	10	483	812	1219	1372			
	15	725	1083	1372				
2-1/2"	5	430	677	1257	1829	2134	2996	3432
	10	618	1015	1829	2134			
	15	913	1489	2134				
3"	5	510	812	1524	2134	2667	3925	4576
	10	752	1218	2134	2667			
	15	1074	1794	2667				