

# V-101 and V-101C Atmospheric Type Vacuum Breakers

## DESCRIPTION

The Cash Acme V-101 Atmosphere Type Vacuum Breaker is designed to prevent polluted water from being siphoned into the potable water supply.

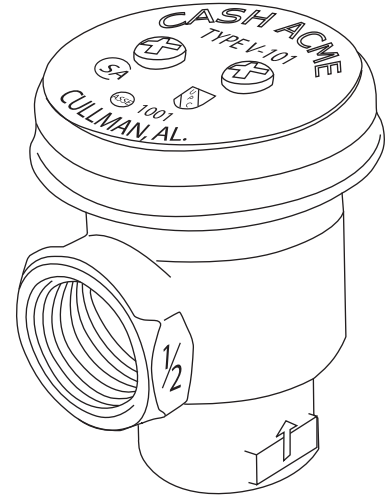
The Cash Acme V-101 is a robust valve with a good flow rate and unusually low pressure drop.

The **Cash Acme V-101** is designed to operate in systems having a maximum intermittent water pressure of 125 psi and a maximum operating temperature of 212°F (100°C).

When water from the inlet side flows through the valve, it lifts the free-floating poppet assembly and closes the atmospheric vent. The light weight design of the poppet and the rubber seat prevent leakage as water flows through.

The **Cash Acme V-101** is designed with a rugged bronze body. A silicone rubber seat seals tightly against backflow. Sizes available include 1/2", 3/4" and 1" with threaded female connections.

Also available in a polished chrome finish in 1/2" to 1" sizes (specify **V-101C** when ordering).



## FEATURES AND BENEFITS

Prevents polluted water from being siphoned into the potable water supply:

*Required for open tanks, basins, sprinkler systems and dishwashers.*

Equipped with a lighter than water poppet assembly:

*Provides maximum buoyancy, prevents sticking and keeps spillage to an absolute minimum.*

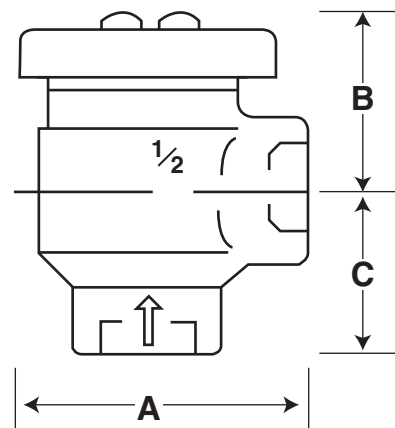
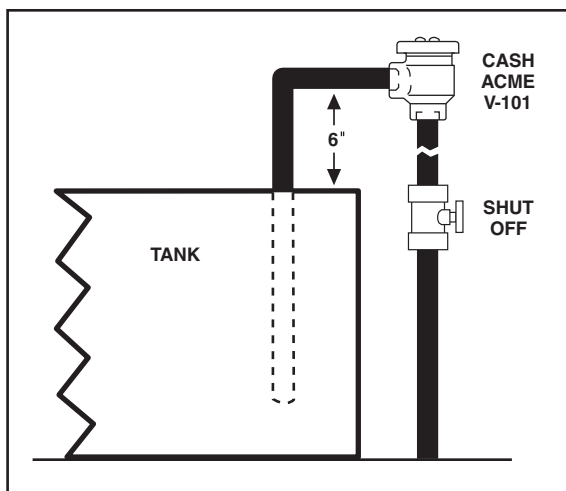
Listed by ASSE, CSA and IAPMO:

*Inspector friendly, peace of mind!*

# V-101 and V-101C Atmospheric Type Vacuum Breakers

## TYPICAL INSTALLATION

An atmospheric type vacuum breaker shall be installed to prevent back siphonage of contaminated water into the potable water system. The valve shall be bronze with a silicone rubber seat. Vacuum breakers should always be installed on the discharge side (down stream side) of the control or supply valve. The **Cash Acme V-101** atmospheric type vacuum breaker valve should be installed in an upright position as shown below with the inlet of the breaker at least 6" above the maximum height of the equipment.



Dimensions	A	B	C
V-101 & V-101C - 1/2"	2-1/8"	1-5/16"	1-5/16"
V-101 & V-101C - 3/4"	2-9/16"	1-1/2"	1-1/2"
V-101 & V-101C - 1"	2-15/16"	1-11/16"	1-11/16"

## SPECIFICATION DATA

### Performance:

Maximum temperature . . . . . 212°F (100°C)  
 Maximum inlet pressure . . . . . 125 psi (Intermittent)  
 Service . . . . . Potable water

### Materials:

Body . . . . . Bronze  
 Seat . . . . . Silicone rubber  
 Poppet . . . . . Molded

## CONNECTIONS

Threaded (NPT) . . . . . 1/2", 3/4" and 1"

## CERTIFICATIONS

The **Cash Acme V-101 and V-101C Atmospheric Type Vacuum Breakers** are certified to product standards **ASSE 1001** and **CSA B64.1.1**. The **Cash Acme V-101 and V-101C Atmospheric Type Vacuum Breakers** are listed by **ASSE, CSA** and **IAPMO**.